



Ministry of Health and Family Welfare



# Cumulative Vaccination Coverage exceeds 9.43 Crores with over 36 Lakh doses given in the last 24 hours



## 10 States show an Upward Trajectory of Daily New Cases

## Just 5 States contribute 73% of Active Caseload

Posted On: 09 APR 2021 12:07PM by PIB Delhi

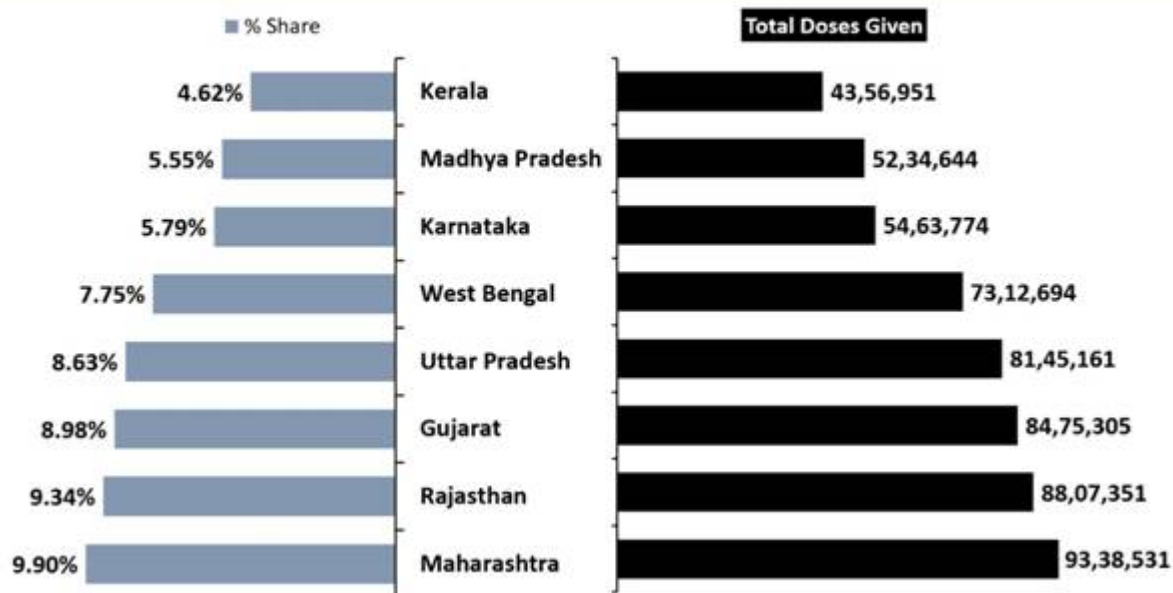
The cumulative number of COVID19 vaccine doses administered in the country has crossed **9.43 Cr** today.

Cumulatively, **9,43,34,262** vaccine doses have been administered through 14,28,500 sessions, as per the provisional report till 7 am today. These include **89,74,511** HCWs who have taken the 1st dose and **54,49,151** HCWs who have taken the 2nd dose, **98,10,164** FLWs (1<sup>st</sup>dose), **45,43,954** FLWs (2<sup>nd</sup>dose), **3,75,68,033** 1<sup>st</sup> dose beneficiaries and **13,61,367** 2<sup>nd</sup> dose beneficiaries more than 60 years old and **2,61,03,814** (1<sup>st</sup> dose) and **5,23,268**(2<sup>nd</sup> dose) beneficiaries aged 45 to 60.

HCWs		FLWs		Age Group 45-60 years		Over 60 years		Total
1 <sup>st</sup> Dose	2 <sup>nd</sup> Dose	1 <sup>st</sup> Dose	2 <sup>nd</sup> Dose	1 <sup>st</sup> Dose	2 <sup>nd</sup> Dose	1 <sup>st</sup> Dose	2 <sup>nd</sup> Dose	
89,74,511	54,49,151	98,10,164	45,43,954	2,61,03,814	5,23,268	3,75,68,033	13,61,367	9,43,34,262

Eight states account for 60% of the total doses given so far in the country.

## 60% of cumulative doses given so far, are in 8 States



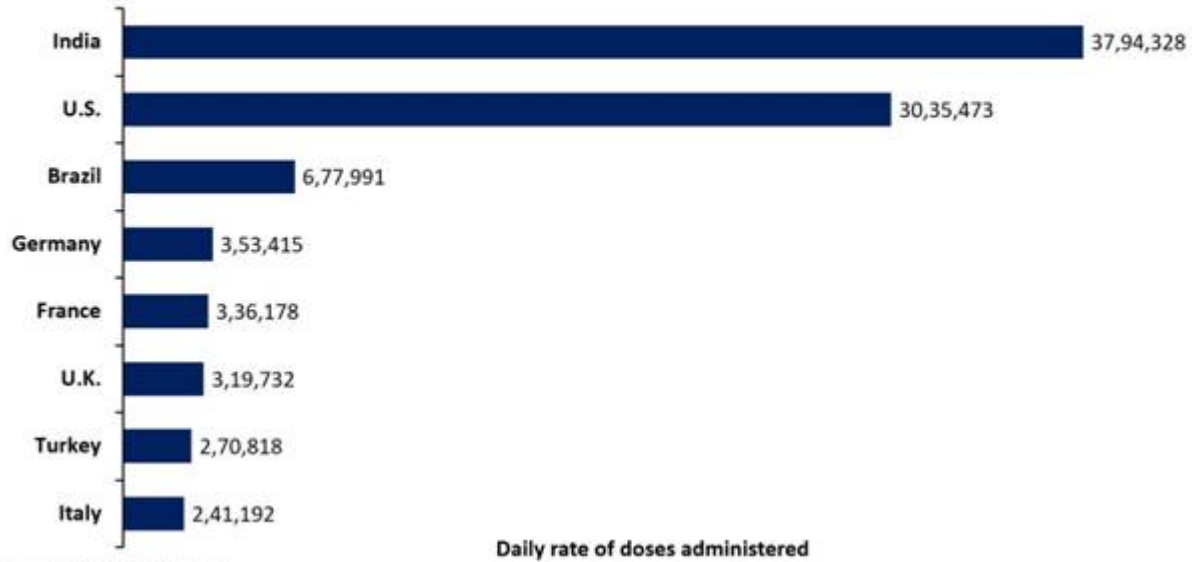
**Over 36 lakh vaccination doses were administered in the last 24 hours.**

As on Day-83 of the vaccination drive (8<sup>th</sup> April, 2021), **36,91,511** vaccine doses were given. Out of which, 32,85,004 beneficiaries were vaccinated across 49,416 sessions for 1<sup>st</sup> dose and 4,06,507 beneficiaries received 2<sup>nd</sup> dose of vaccine.

Date: 8 <sup>th</sup> April, 2021									
HCWs		FLWs		45 to <60 years		Over 60 years		Total Achievement	
1 <sup>st</sup> Dose	2 <sup>nd</sup> Dose	1 <sup>st</sup> Dose	2 <sup>nd</sup> Dose	1 <sup>st</sup> Dose	2 <sup>nd</sup> Dose	1 <sup>st</sup> Dose	2 <sup>nd</sup> Dose	1 <sup>st</sup> Dose	2 <sup>nd</sup> Dose
5,792	28,897	41,462	1,26,651	21,67,078	51,231	10,70,672	1,99,728	32,85,004	4,06,507

In terms of the number of daily doses administered globally, India continues to remain at the top with an average of 37,94,328 doses administered per day.

## Global Comparison: Daily rate of doses administered



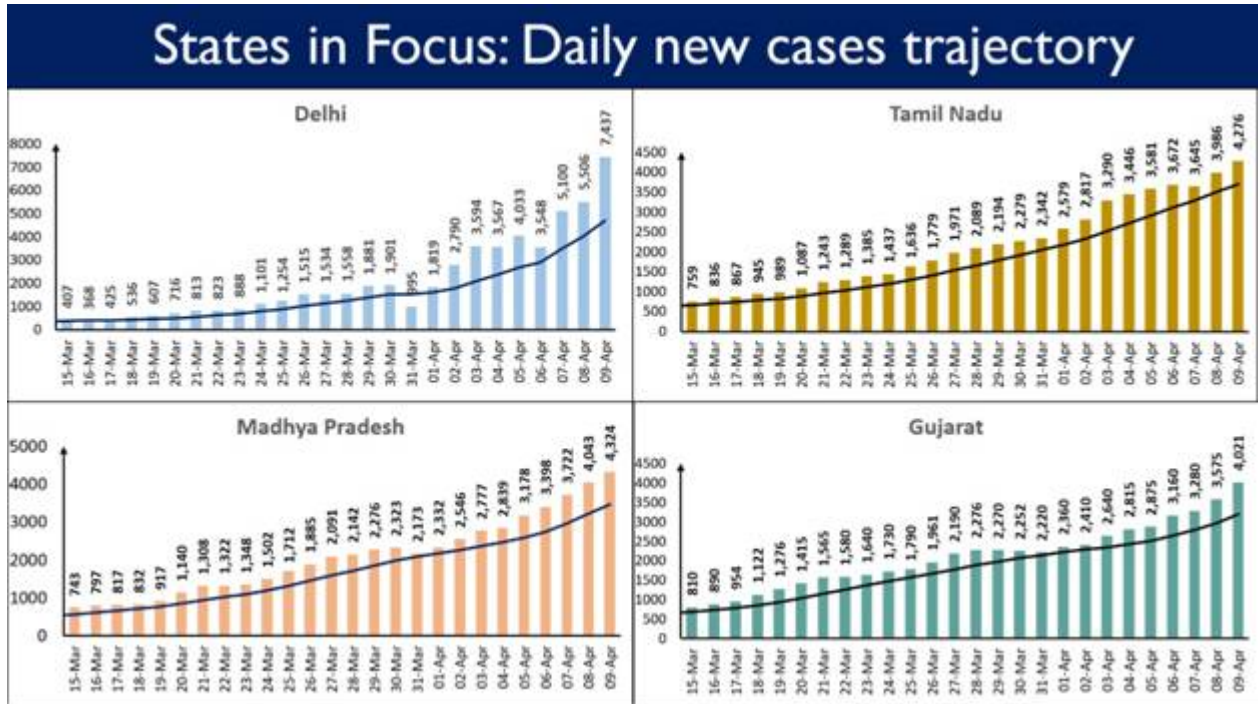
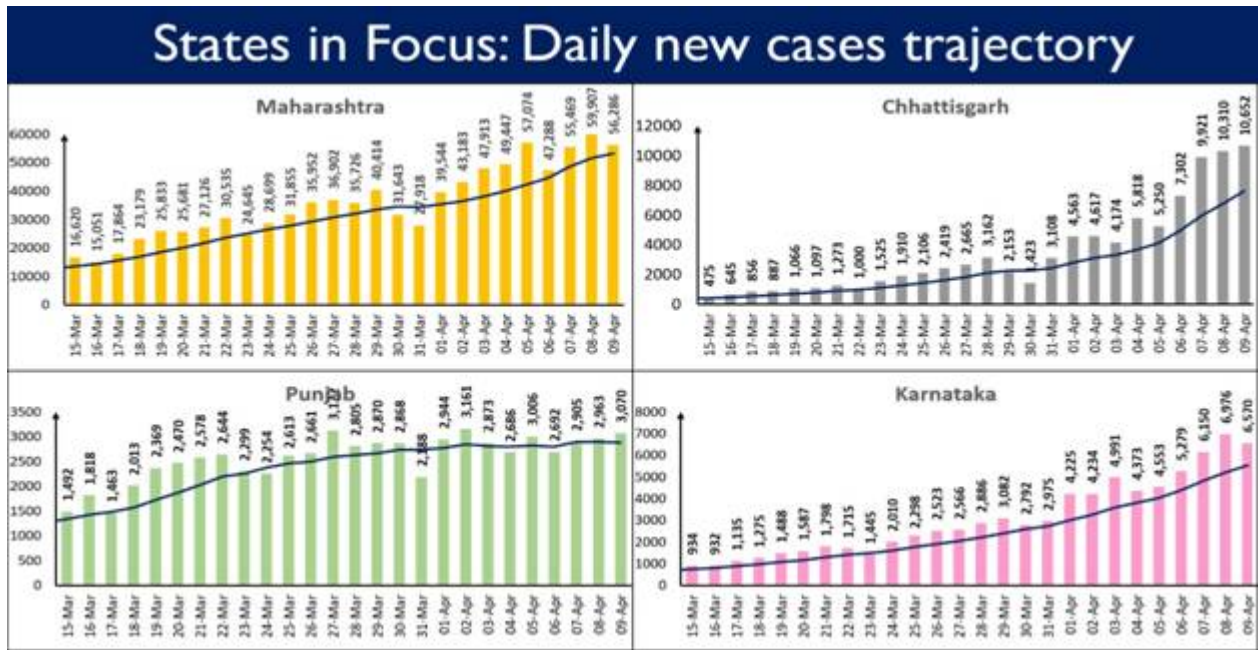
India's daily new cases continue to rise. **1,31,968** new cases were registered in the last 24 hours.

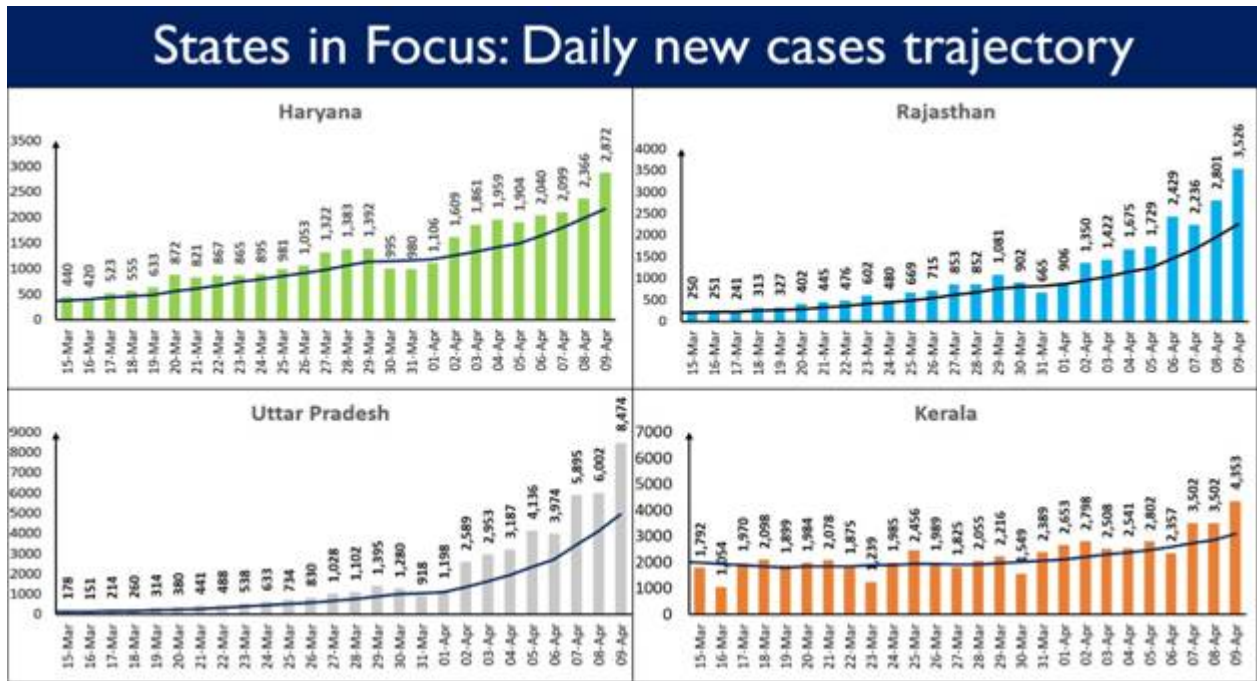
Ten States including Maharashtra, Chhattisgarh, Uttar Pradesh, Delhi, Karnataka, Kerala, Madhya Pradesh, Tamil Nadu, Gujarat and Rajasthan have shown a rise in the COVID daily new cases. **83.29%** of the new cases are reported from these 10 states.

Maharashtra has reported the highest daily new cases at 56,286. It is followed by Chhattisgarh with 10,652 while Uttar Pradesh reported 8,474 new cases.

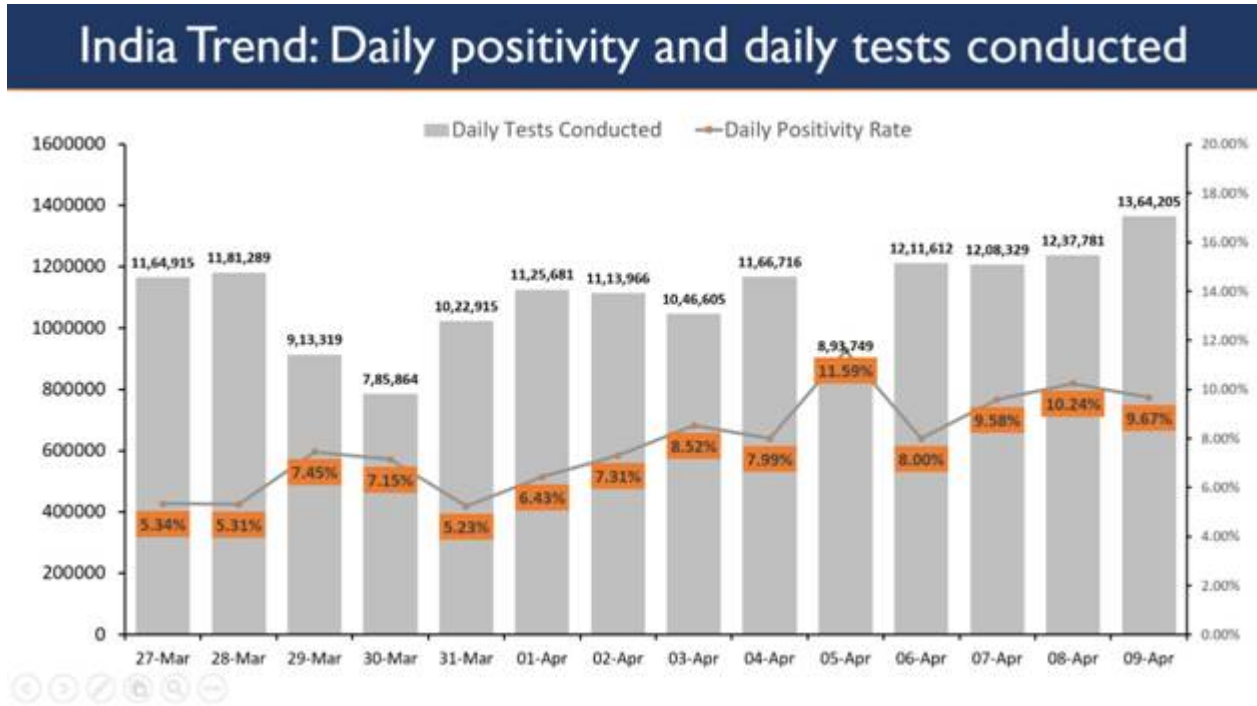


Twelve States, as shown under, are displaying an upward trajectory in daily new cases.





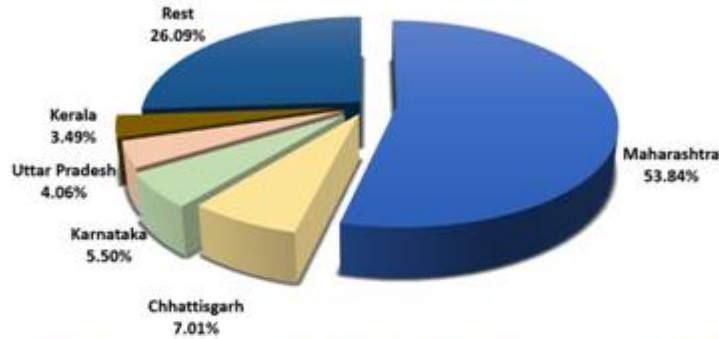
The graph below shows the trend of daily positivity and daily tests conducted being in India.



India's total Active Caseload has reached **9,79,608**. It now comprises **7.50%** of the country's total Positive Cases. A net incline of **69,289** cases recorded from the total active caseload in the last 24 hours.

The five states of Maharashtra, Chhattisgarh, Karnataka, Uttar Pradesh and Kerala cumulatively account for **73.24%** of India's total active cases. Maharashtra alone accounts for 53.84% of the total active caseload of the country.

## 5 States account for 73% of total active cases in the country



### Top 5 Districts (Chhattisgarh)

Raipur	17,079
Durg	16,995
Rajnandgaon	6,452
Bilaspur	3,405
Mahasamund	2,867

### Top 5 Districts (Karnataka)

Bengaluru Urban	38,946
Kalaburagi	1,637
Bidar	1,577
Mysuru	1,576
Tumakuru	1,429

### Top 5 Districts (Maharashtra)

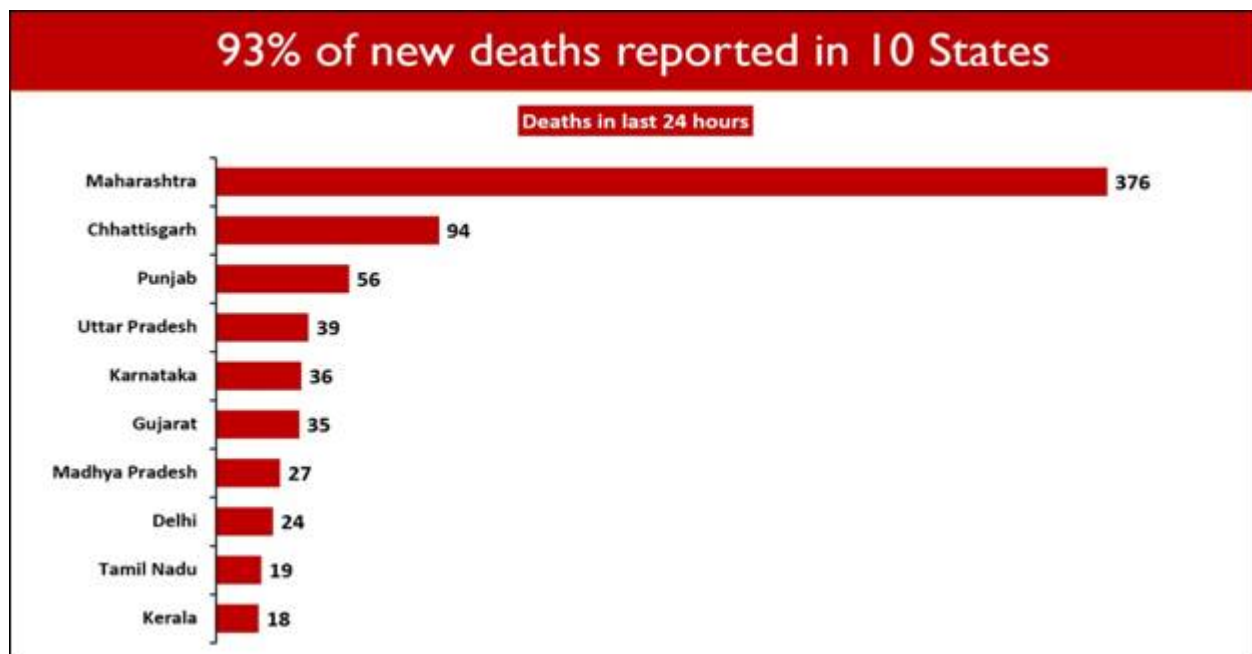
Pune	97,242
Mumbai	83,693
Thane	69,993
Nagpur	61,711
Nashik	34,919

India's cumulative recoveries stand at **1,19,13,292** today. The National Recovery Rate is **91.22%**.

**61,899** recoveries were registered in the last 24 hours.

**780** deaths were reported in the last 24 hours.

Ten States account for **92.82%** of the new deaths. Maharashtra saw the maximum casualties (376). Chhattisgarh follows with 94 daily deaths.



**Twelve States/UTs have not reported any COVID19 deaths in the last 24 hours.** These are Rajasthan, Odisha, Puducherry, Ladakh (UT), D&D & D&N, Nagaland, Tripura, Sikkim, Mizoram, Lakshadweep, A&N Islands and Arunachal Pradesh.



MV



(Release ID: 1710596) Visitor Counter : 1852



Read this release in: Bengali , Telugu , Urdu , Marathi , Hindi , Assamese , Punjabi , Gujarati , Odia , Tamil , Malayalam



\*\*\*\*