




Ministry of Health and Family Welfare

 **India's Cumulative Vaccination Coverage achieves a landmark of 10 crore with over 35 Lakh doses given in the last 24 hours**



 **India continues to administer highest average doses per day**

## 10 states account for 81% of the Daily New Cases

Posted On: 11 APR 2021 11:55AM by PIB Delhi

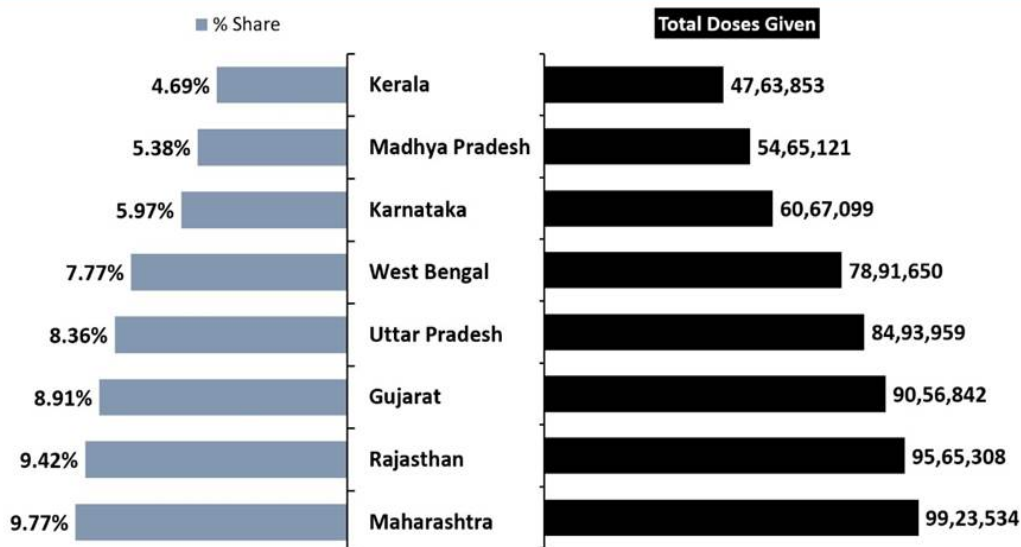
The cumulative number of COVID19 vaccine doses administered in the country has crossed **10 Cr** today.

Cumulatively, **10,15,95,147** vaccine doses have been administered through 15,17,963 sessions, as per the provisional report till 7 am today. These include **90,04,063** HCWs who have taken the 1st dose and **55,08,289** HCWs who have taken the 2nd dose, **99,53,615** FLWs (1<sup>st</sup>dose), **47,59,209** FLWs (2<sup>nd</sup>dose), **3,96,51,630** 1<sup>st</sup> dose beneficiaries and **18,00,206** 2<sup>nd</sup> dose beneficiaries more than 60 years old and **3,02,76,653** (1<sup>st</sup> dose) and **6,41,482** (2<sup>nd</sup> dose) beneficiaries aged 45 to 60.

HCWs		FLWs		Age Group 45-60 years		Over 60 years		Total
1 <sup>st</sup> Dose	2 <sup>nd</sup> Dose	1 <sup>st</sup> Dose	2 <sup>nd</sup> Dose	1 <sup>st</sup> Dose	2 <sup>nd</sup> Dose	1 <sup>st</sup> Dose	2 <sup>nd</sup> Dose	
90,04,063	55,08,289	99,53,615	47,59,209	3,02,76,653	6,41,482	3,96,51,630	18,00,206	10,15,95,147

Eight states account for 60.27% of the total doses given so far in the country.

## 60% of cumulative doses given so far, are in 8 States



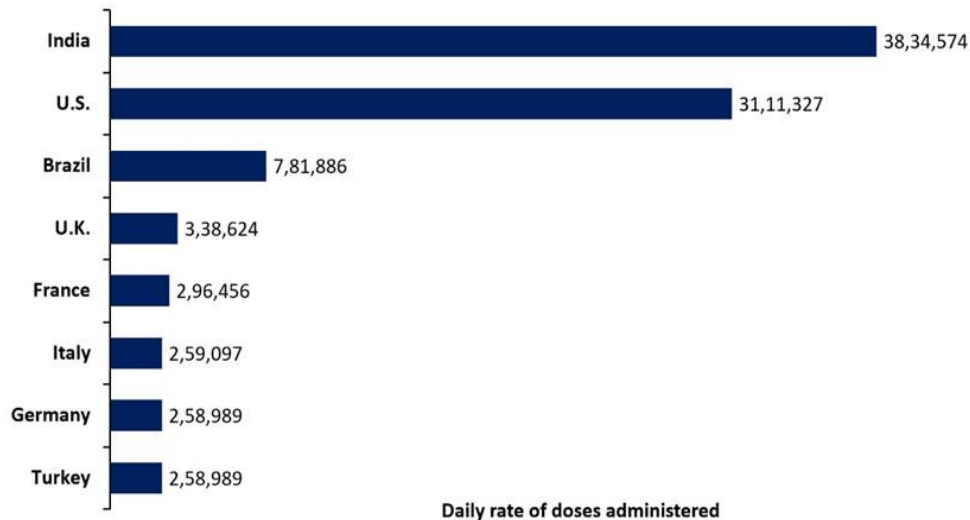
**Over 35 lakh vaccination doses were administered in the last 24 hours.**

As on Day-85 of the vaccination drive (10<sup>th</sup> April, 2021), **35,19,987** vaccine doses were given. Out of which, 31,22,109 beneficiaries were vaccinated across 42,553 sessions for 1<sup>st</sup> dose and 3,97,878 beneficiaries received 2<sup>nd</sup> dose of vaccine.

Date: 10 <sup>th</sup> April,2021									
HCWs		FLWs		45 to <60 years		Over 60 years		Total Achievement	
1 <sup>st</sup> Dose	2 <sup>nd</sup> Dose	1 <sup>st</sup> Dose	2 <sup>nd</sup> Dose	1 <sup>st</sup> Dose	2 <sup>nd</sup> Dose	1 <sup>st</sup> Dose	2 <sup>nd</sup> Dose	1 <sup>st</sup> Dose	2 <sup>nd</sup> Dose
15,690	28,468	86,285	1,00,174	20,21,609	59,418	9,98,525	2,09,818	31,22,109	3,97,878

In terms of the number of daily doses administered globally, India continues to remain at the top with an average of 38,34,574 doses administered per day.

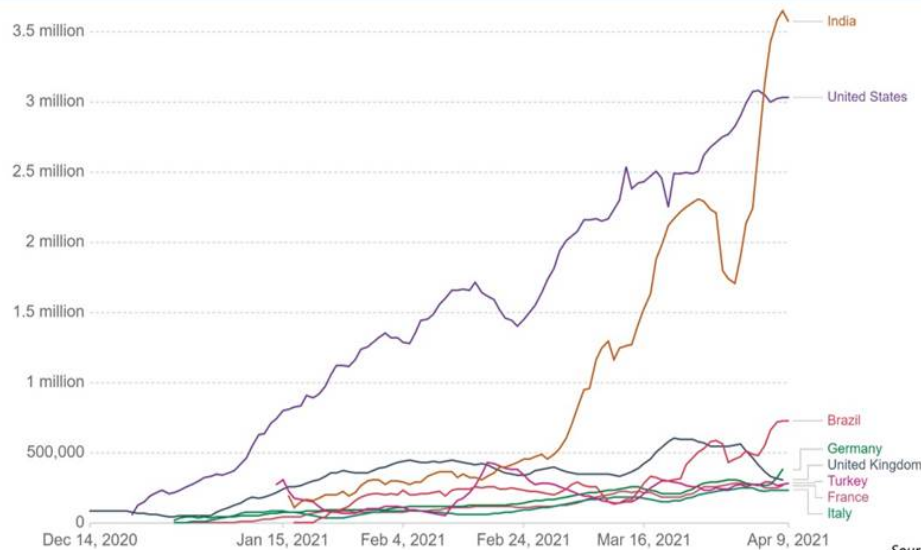
## Global Comparison: Daily rate of doses administered



Source: Bloomberg; The daily rate is a 7-day average

The graph below gives a comparison of the average daily vaccine doses being administered in India and abroad.

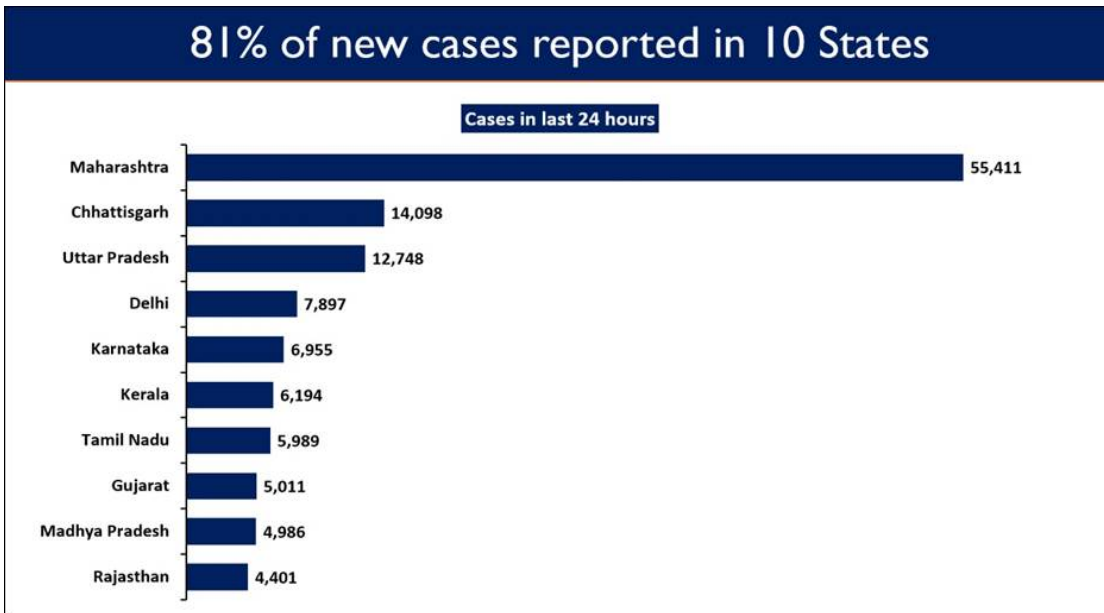
## COVID-19 vaccine daily doses administered (7 day moving average)



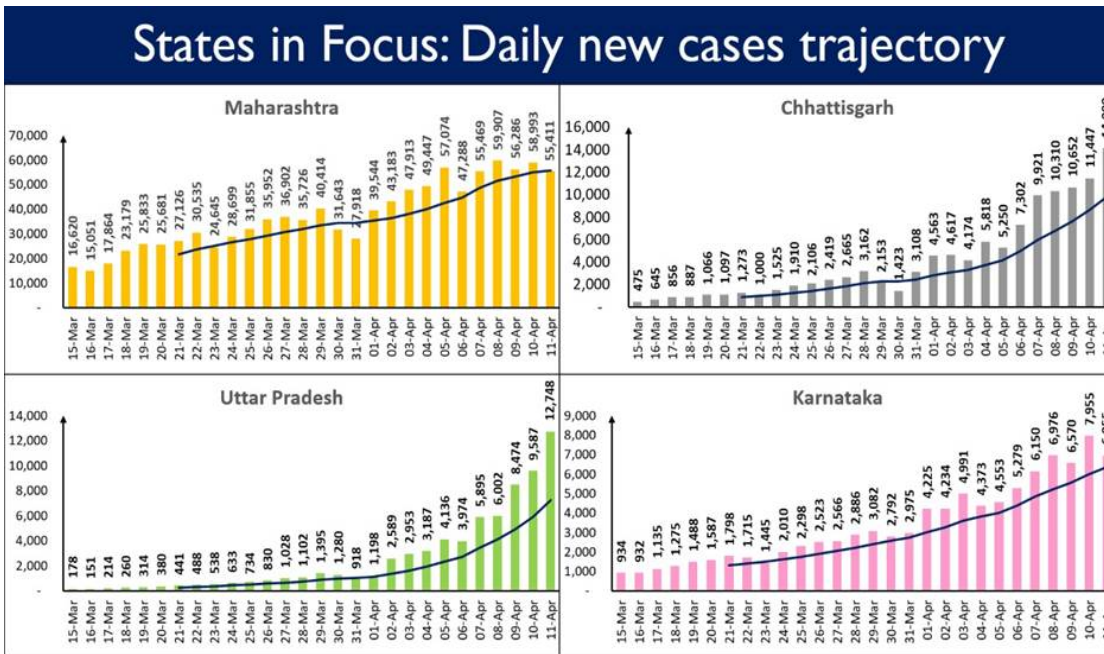
India's daily new cases continue to rise. **1,52,879** new cases were registered in the last 24 hours.

Ten States including Maharashtra, Chhattisgarh, Uttar Pradesh, Delhi, Karnataka, Kerala, Tamil Nadu, Gujarat, Madhya Pradesh and Rajasthan have shown a rise in the COVID daily new cases. **80.92%** of the new cases are reported from these 10 states.

Maharashtra has reported the highest daily new cases at 55,411. It is followed by Chhattisgarh with 14,098 while Uttar Pradesh reported 12,748 new cases.

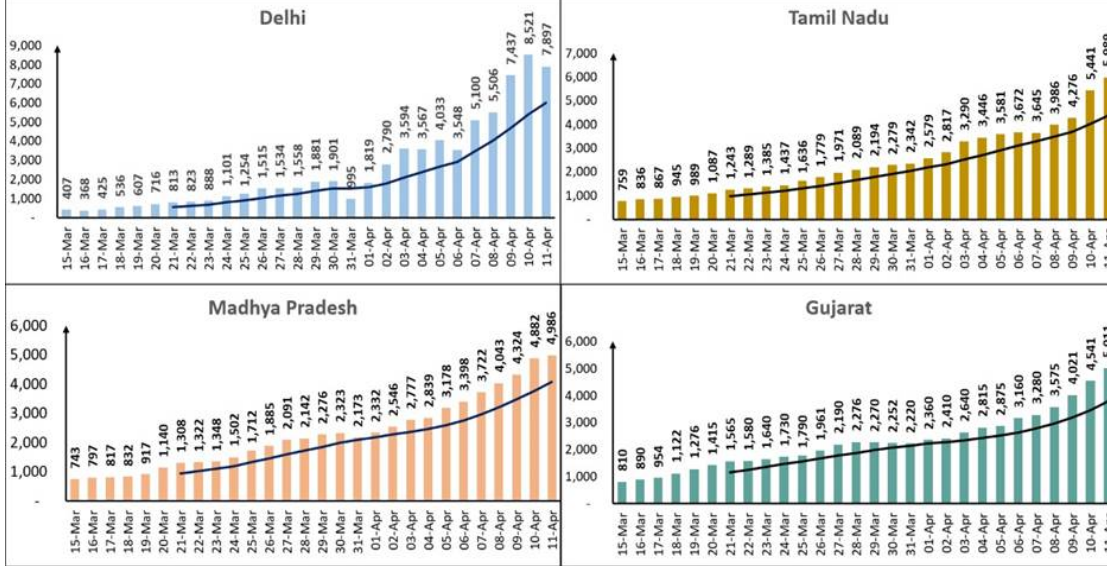


Sixteen states, as shown under, are displaying an upward trajectory in daily new cases.

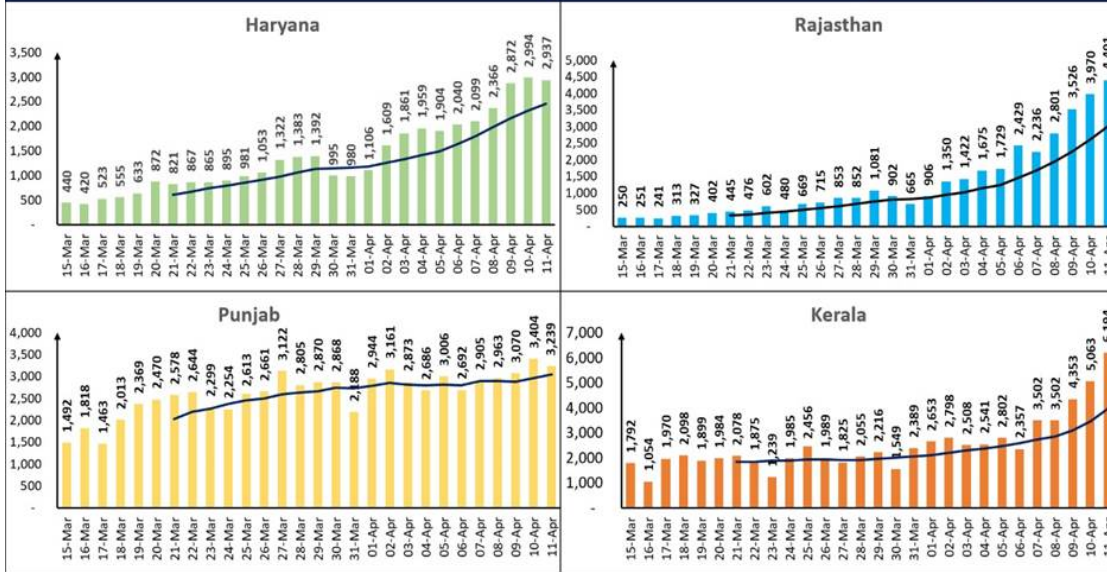


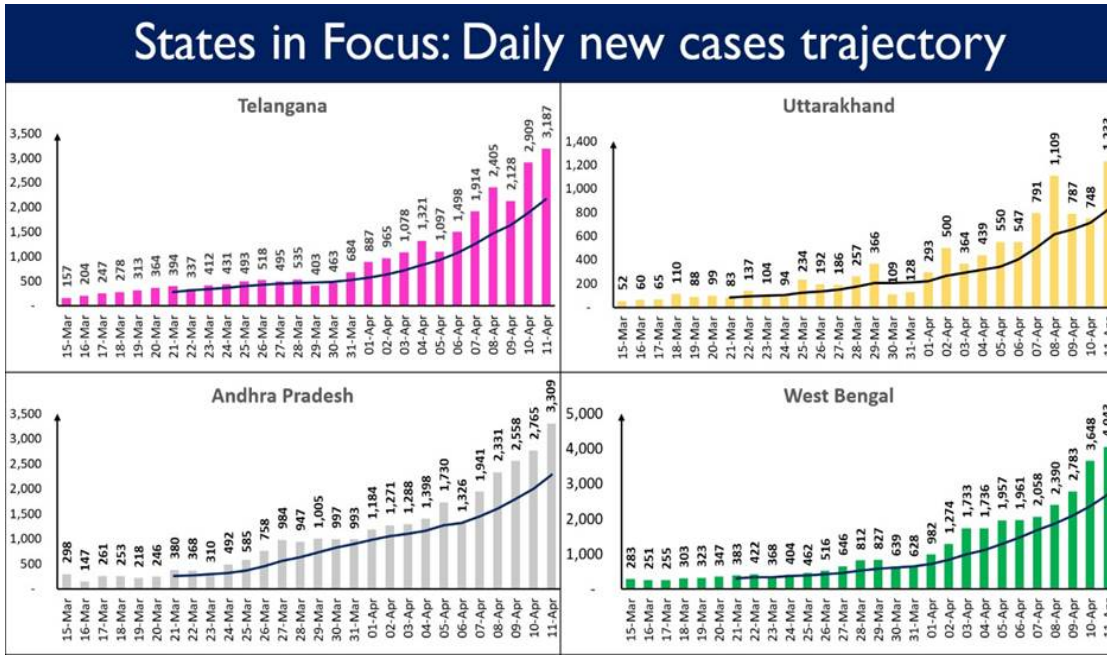


# States in Focus: Daily new cases trajectory



# States in Focus: Daily new cases trajectory

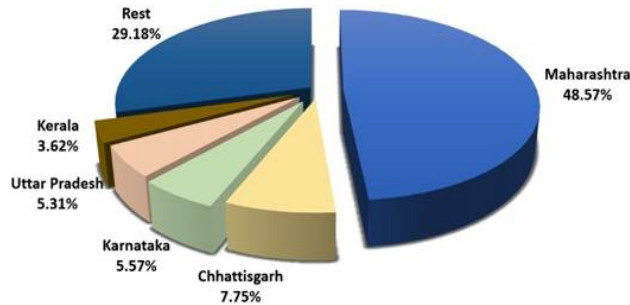




India's total Active Caseload has reached **11,08,087**. It now comprises **8.29%** of the country's total Positive Cases. A net incline of **61,456** cases recorded from the total active caseload in the last 24 hours.

The five states of Maharashtra, Chhattisgarh, Karnataka, Uttar Pradesh and Kerala cumulatively account for **70.82%** of India's total active cases. Maharashtra alone accounts for 48.57% of the total active caseload of the country.

## 5 States account for 71% of total active cases in the country



### Top 5 Districts (Chhattisgarh)

Raipur	21,329
Durg	18,008
Rajnandgaon	8,388
Bilaspur	4,759
Mahasamund	3,847

### Top 5 Districts (Karnataka)

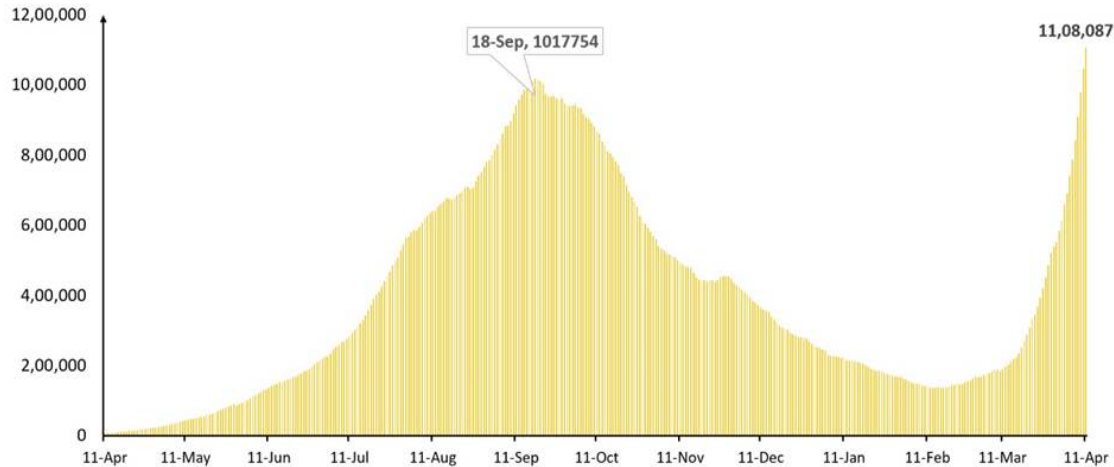
Bengaluru Urban	44,863
Kalaburagi	1,922
Mysuru	1,828
Tumakuru	1,679
Bidar	1,626

### Top 5 Districts (Maharashtra)

Pune	1,02,115
Mumbai	89,707
Thane	71,061
Nagpur	56,698
Nashik	32,811

The graph below depicts the trajectory of active cases in India.

## India: Active cases trajectory

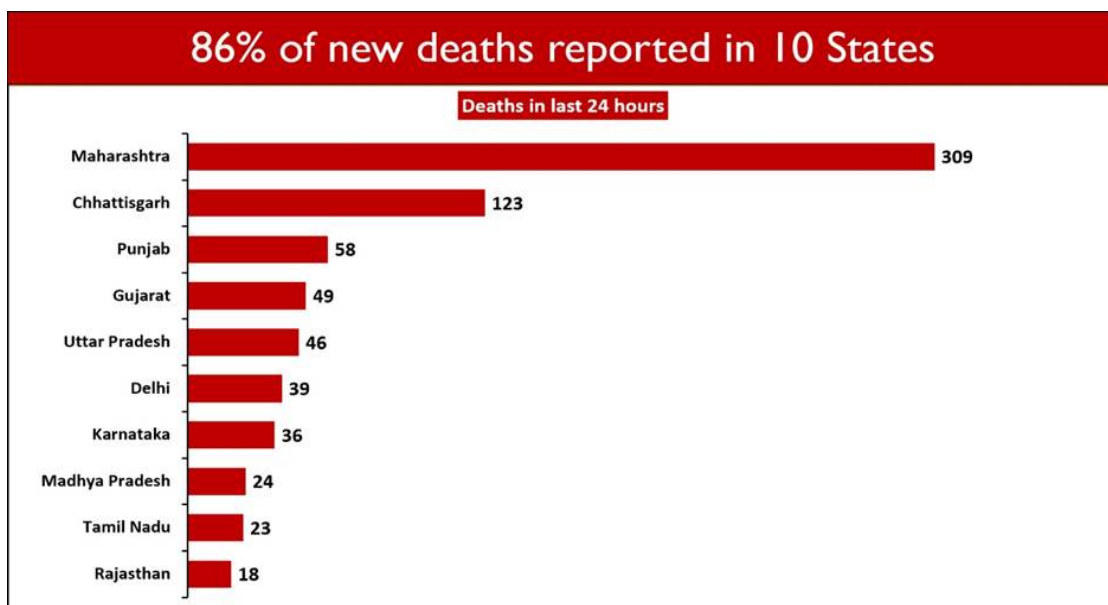


India's cumulative recoveries stand at **1,20,81,443** today. The National Recovery Rate is **90.44%**.

**90,584** recoveries were registered in the last 24 hours.

Daily Deaths continue to show an upward trend. **839** deaths were reported in the last 24 hours.


Ten States account for **86.41%** of the new deaths. Maharashtra saw the maximum casualties (309). Chhattisgarh follows with 123 daily deaths.




**Ten States/UTs have not reported any COVID19 deaths in the last 24 hours.** These are D&D & D&N, Nagaland, Tripura, Meghalaya, Sikkim, Mizoram, Manipur, Lakshadweep, A&N Islands and Arunachal Pradesh.

\*\*\*\*

MV

 (Release ID: 1710980) Visitor Counter : 451

 Read this release in: Urdu , Hindi , Marathi , Bengali , Punjabi , Gujarati , Odia , Tamil , Telugu , Malayalam

