




Ministry of Health and Family Welfare

 **India's Cumulative Vaccination Coverage exceeds 9 Crores with nearly 30 Lakh Vaccine doses given in the last 24 hours**



 **Globally, India leads with an average of more than 34 Lakh doses administered per day**

10 States showing an Upward Trajectory of Daily New Cases pushes National Positivity Rate from 2.19% to 8.40%

Posted On: 08 APR 2021 11:29AM by PIB Delhi

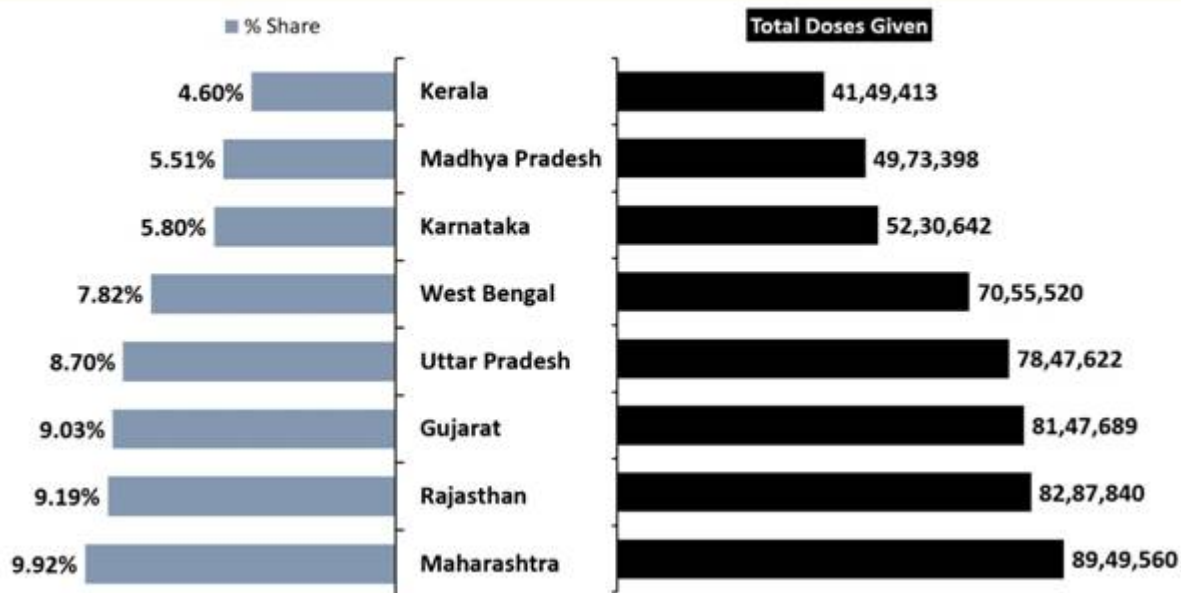
In its collective and collaborative fight against the global pandemic, India has crossed a landmark milestone under the world's largest vaccination drive, which was launched on 16th Jan this year. The cumulative number of COVID19 vaccine doses administered in the country has crossed **9 Cr** today.

Cumulatively, **9,01,98,673** vaccine doses have been administered through 13,77,304 sessions, as per the provisional report till 7 am today. These include **89,68,151** HCWs who have taken the 1st dose and **54,18,084** HCWs who have taken the 2nd dose, **97,67,538** FLWs (1stdose), **44,11,609** FLWs (2nddose), **3,63,32,851** 1st dose beneficiaries and **11,39,291** 2nd dose beneficiaries more than 60 years old and **2,36,94,487** (1st dose) and **4,66,662** (2nd dose) beneficiaries aged 45 to 60 years.

HCWs		FLWs		Over 45 years		Over 60 years		Total
1 st Dose	2 nd Dose	1 st Dose	2 nd Dose	1 st Dose	2 nd Dose	1 st Dose	2 nd Dose	
89,68,151	54,18,084	97,67,538	44,11,609	2,36,94,487	4,66,662	3,63,32,851	11,39,291	9,01,98,673

Eight states account for 60% of the total doses given so far in the country.

60% of 9cr cumulative doses given so far, are in 8 States



Nearly 30 lakh vaccination doses were administered in the last 24 hours.

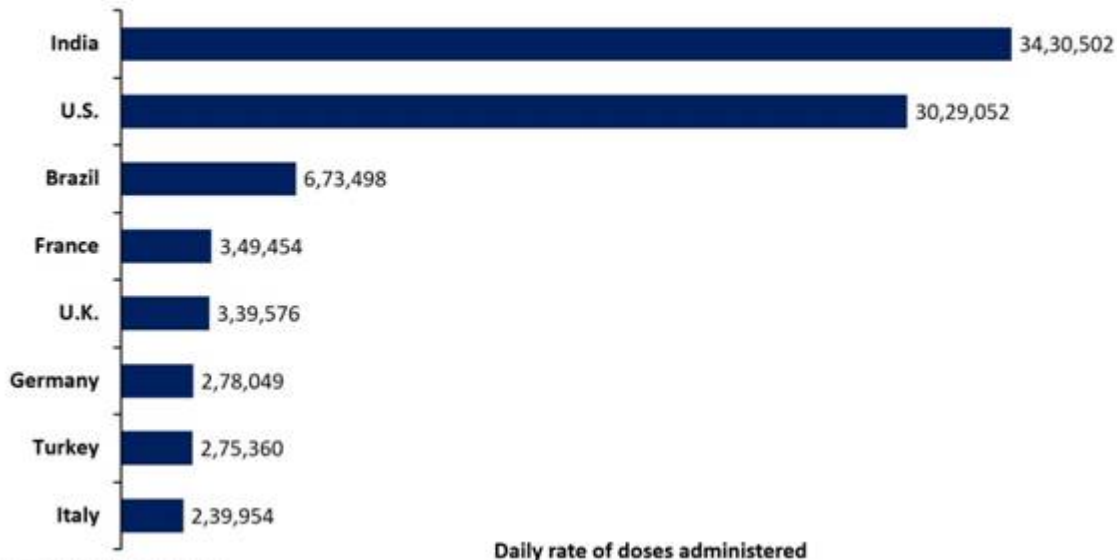
As on Day-82 of the vaccination drive (7th April, 2021), **29,79,292** vaccine doses were given. Out of which, 26,90,031 beneficiaries were vaccinated across 38,760 sessions for 1st dose and 2,89,261 beneficiaries received 2nd dose of vaccine.

Date: 7th April, 2021 (Day 82)

HCWs		FLWs		45 to <60 years		Over60years		Total Achievement	
1 st Dose	2 nd Dose	1 st Dose	2 nd Dose	1 st Dose	2 nd Dose	1 st Dose	2 nd Dose	1 st Dose	2 nd Dose
3,956	22,341	30,319	97,509	17,62,503	33,816	8,93,253	1,35,595	26,90,031	2,89,261

In terms of the number of daily doses administered globally, India stands at the top with an average of 34,30,502 doses administered per day.

Global Comparison: Daily rate of doses administered



India’s daily new cases continue to rise. **1,26,789** new cases were registered in the last 24 hours.

Ten States including Maharashtra, Chhattisgarh, Karnataka, Uttar Pradesh, Delhi, Madhya Pradesh, Tamil Nadu, Gujarat, Kerala and Punjab have shown a rise in the COVID daily new cases. **84.21%** of the new cases are reported from these 10 states.

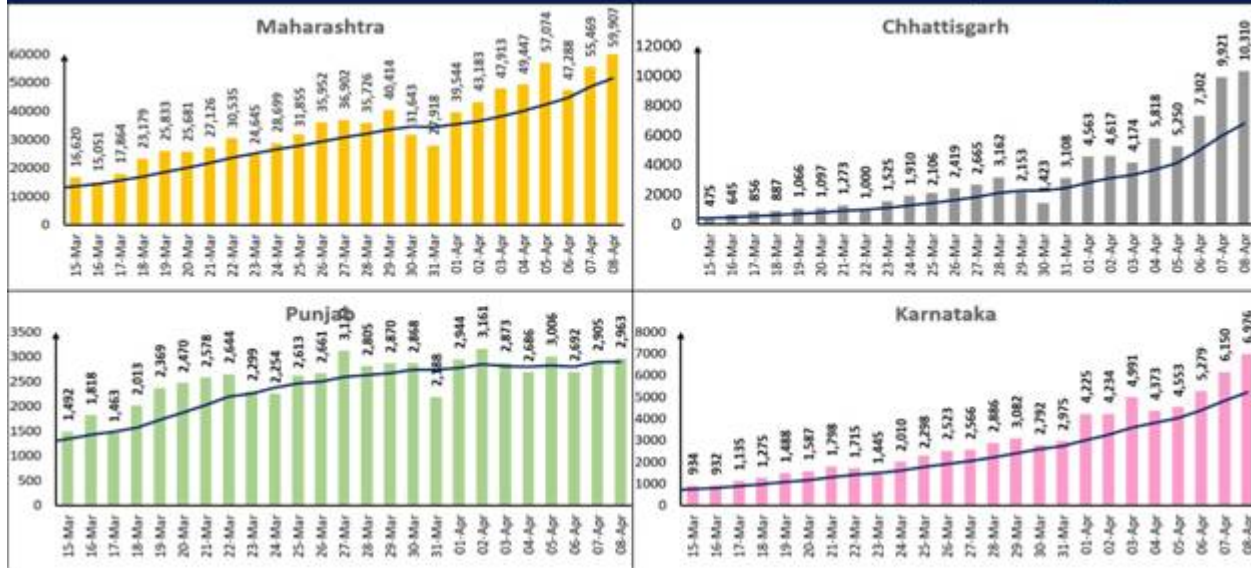
Maharashtra has reported the highest daily new cases at 59,907. It is followed by Chhattisgarh with 10,310 while Karnataka reported 6,976 new cases.



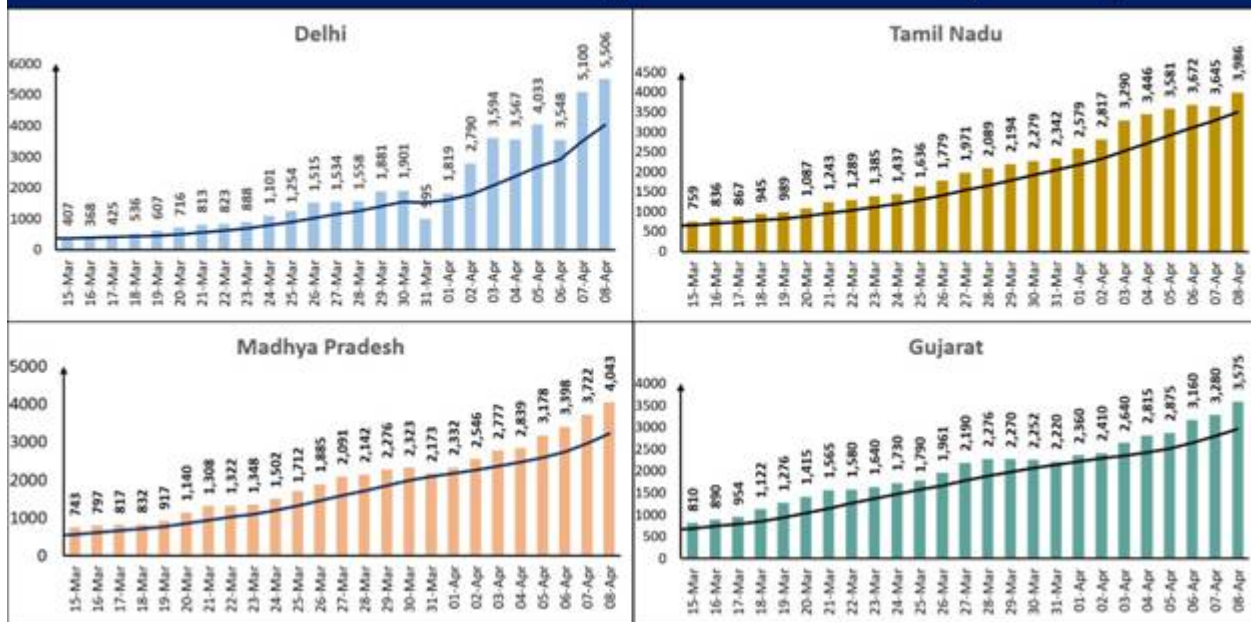
Twelve States, as shown under, are displaying an upward trajectory in daily new cases.

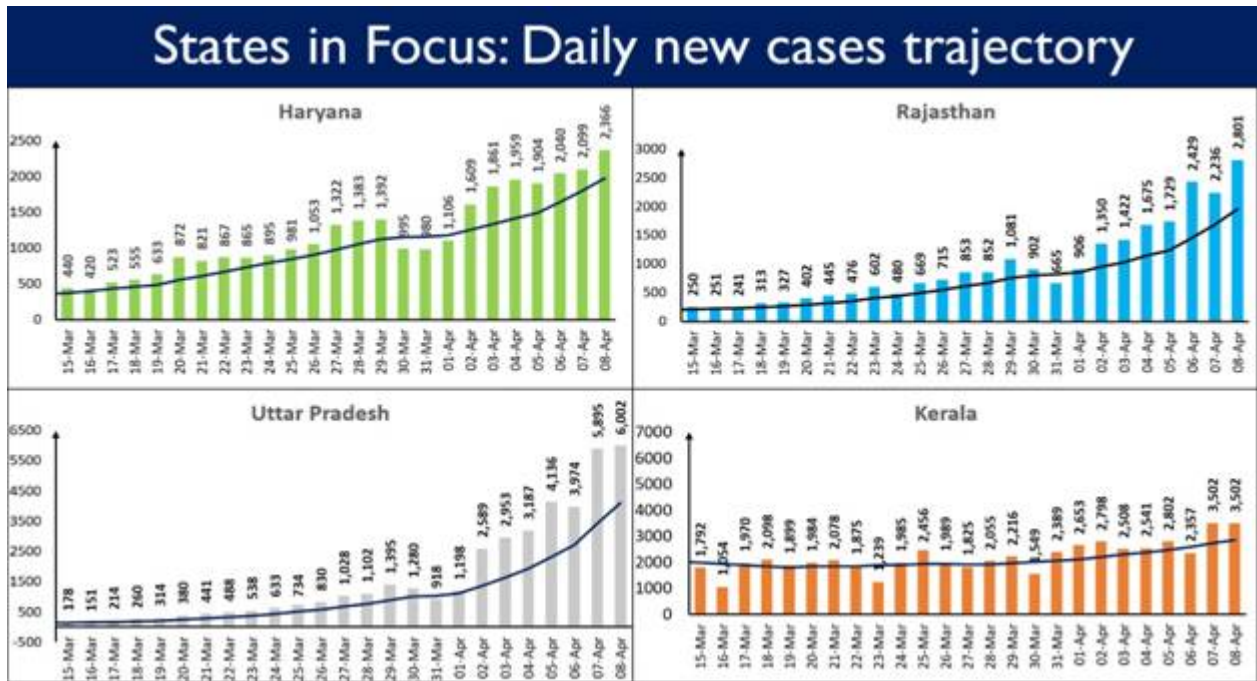


States in Focus: Daily new cases trajectory

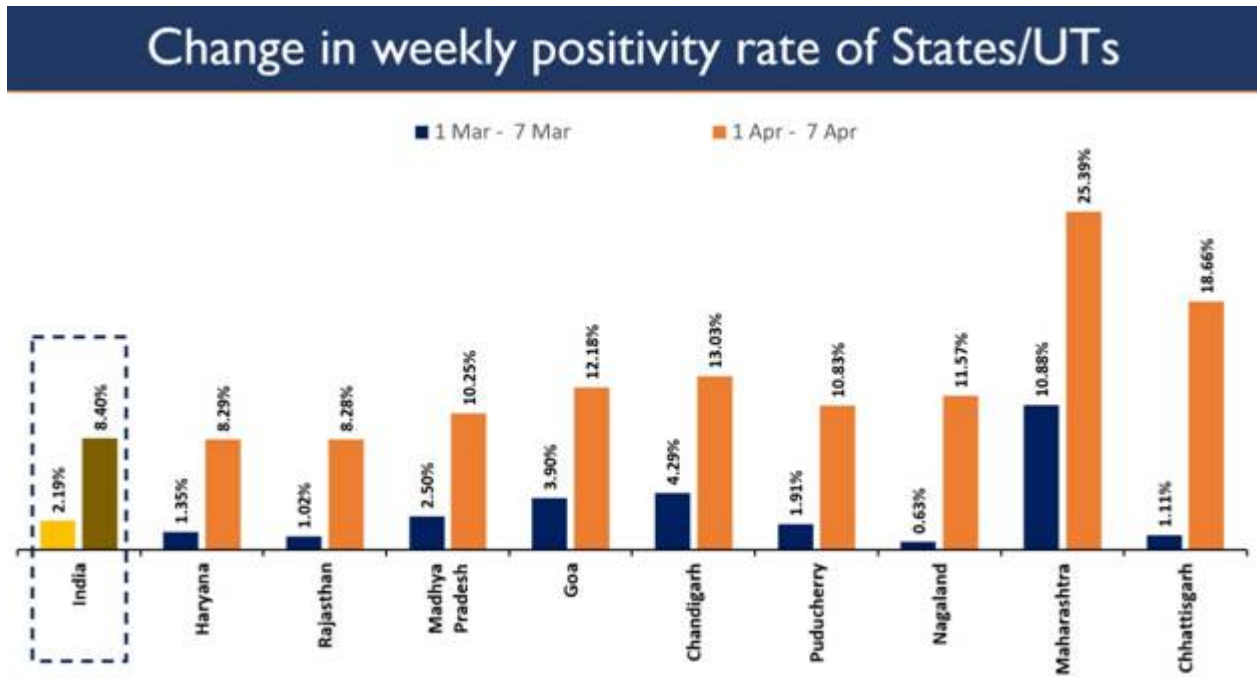


States in Focus: Daily new cases trajectory





The graph below gives a comparison of the weekly positivity rate of States/UTs in the first seven days of March and April, 2021. The national weekly positivity rate has increased by 6.21% from 2.19% to 8.40% during this same time period.

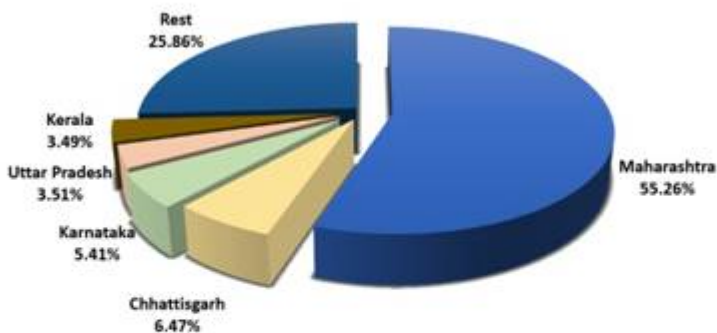


India's total Active Caseload has reached **9,10,319**. It now comprises **7.04%** of the country's total Positive Cases. A net incline of **66,846** cases recorded from the total active caseload in the last 24 hours.

Maharashtra, Chhattisgarh, Karnataka, Uttar Pradesh and Kerala cumulatively account for 74.13% of India's total active cases. Maharashtra alone accounts for 55.26% of the total active caseload of the country.



5 States account for 74% of total active cases in the country



Top 5 Districts (Chhattisgarh)

Durg	15,297
Raipur	14,991
Rajnandgaon	5,423
Bilaspur	2,786
Mahasamund	2,378

Top 5 Districts (Karnataka)

Bengaluru Urban	35,789
Bidar	1,647
Kalaburagi	1,556
Mysuru	1,453
Tumakuru	1,313

Top 5 Districts (Maharashtra)

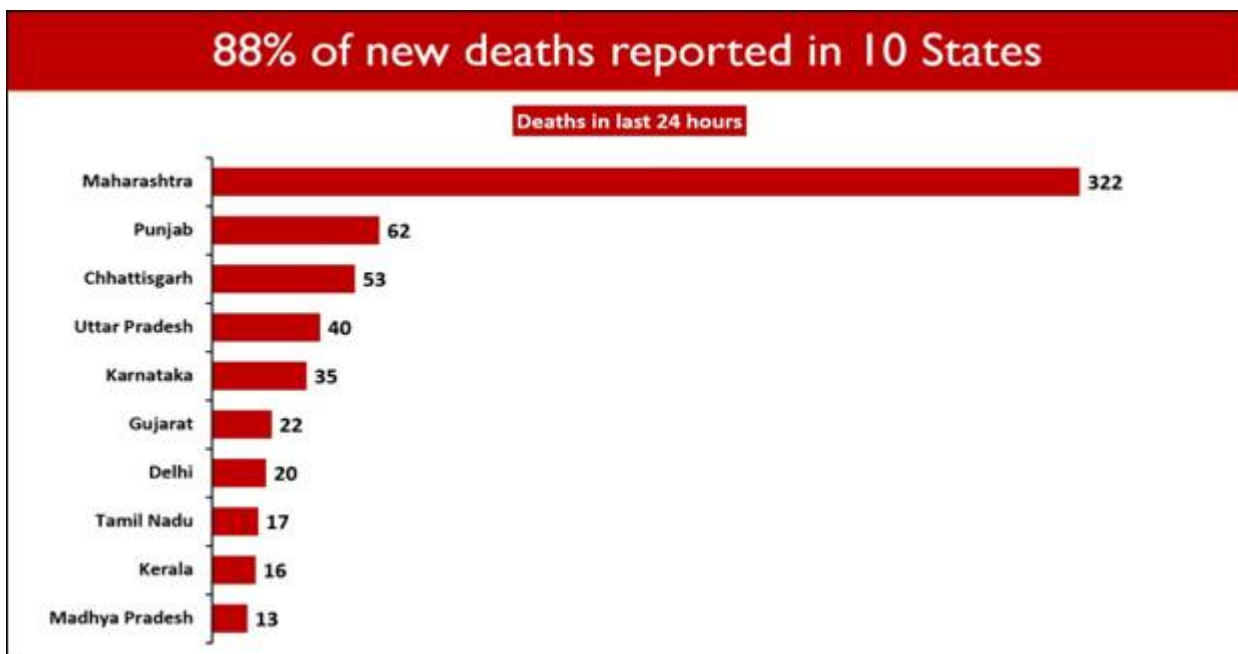
Pune	90,048
Mumbai	83,185
Thane	65,431
Nagpur	59,595
Nashik	33,575

India's cumulative recoveries stand at **1,18,51,393** today. The national Recovery Rate is **91.67%**.

59,258 recoveries were registered in the last 24 hours.

685 deaths were reported in the last 24 hours.

Ten States account for **87.59%** of the new deaths. Maharashtra saw the maximum casualties (322). Punjab follows with 62 daily deaths.



f **Twelve States/UTs have not reported any COVID19 deaths in the last 24 hours.** These are Assam, Ladakh (UT), D&D & D&N, Nagaland, Tripura, Meghalaya, Sikkim, Manipur, Lakshadweep, Mizoram, A&N Islands and Arunachal Pradesh.



MV



HFV/COVID States data/8thApril2021/1



(Release ID: 1710349) Visitor Counter : 430

Read this release in: Bengali , Tamil , Urdu , Marathi , Hindi , Punjabi , Gujarati , Odia , Telugu , Kannada , Malayalam