



Ministry of Health and Family Welfare

India's Cumulative Vaccination Coverage nears 8 Crore Mark



8 States continue to report a steep rise in Daily New Cases



15 States/UTs have lower tests per million than the national average

Posted On: 05 APR 2021 11:48AM by PIB Delhi

In a significant development in the fight against COVID-19, the cumulative number of COVID19 vaccine doses administered in the country has crossed **7.9 Cr** mark today.

Cumulatively, 7,91,05,163 vaccine doses have been administered through 12,31,148 sessions, as per the provisional report till 7 am today. These include **90,09,353 HCWs (1st dose)**, **53,43,493 HCWs (2nd dose)**, **97,37,850 FLWs (1st dose)** and **41,33,961 FLWs (2nd Dose)** and **4,99,31,635 (1st Dose)** and **9,48,871 (2nd dose) beneficiaries aged more than 45 years.**

HCWs		FLWs		Over 45 years		Total
1 st Dose	2 nd Dose	1 st Dose	2 nd Dose	1 st Dose	2 nd Dose	
90,09,353	53,43,493	97,37,850	41,33,961	4,99,31,635	9,48,871	7,91,05,163

As on Day-79 of the vaccination drive (4th April, 2021), **16,38,464** vaccine doses were given. Out of which, 15,40,676 beneficiaries were vaccinated across 21,508 sessions for 1st dose and 97,788 beneficiaries received 2nd dose of vaccine.

Date: 4th April,2021

HCWs	FLWs	Over 45 years	Total Achievement
------	------	---------------	-------------------



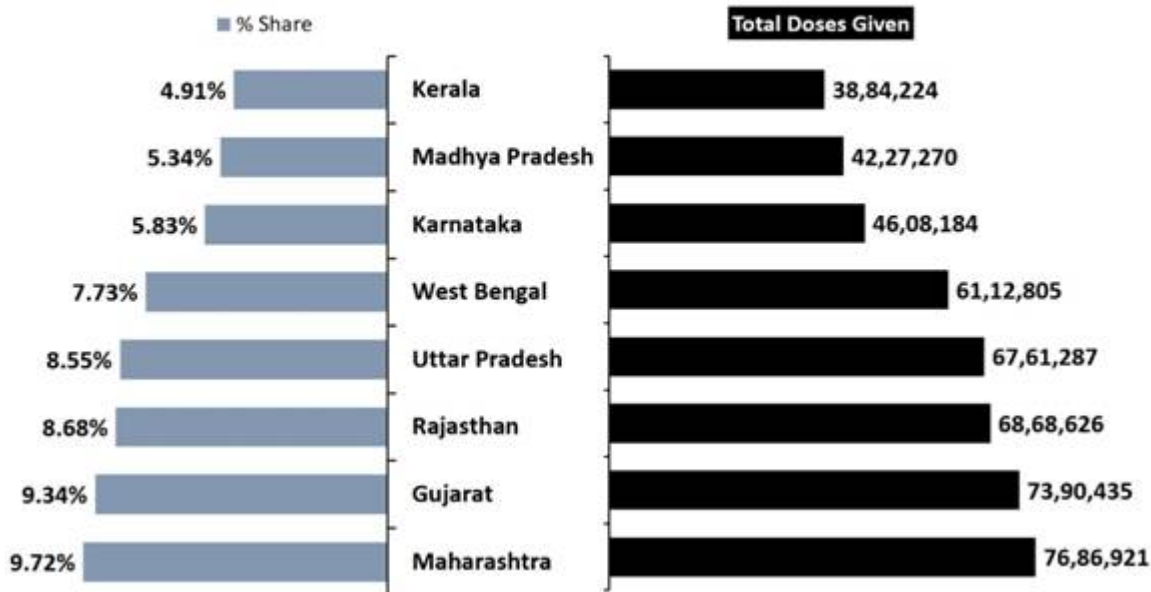
1 st Dose	2 nd Dose	1 st Dose	2 nd Dose	Date: 4 th April, 2021	2 nd Dose	1 st Dose	2 nd Dose
1,47,09,461	1,47,09,461	2,66,51,654	2,66,51,654	15,30,51,145	15,30,51,145	15,40,67,780	15,40,67,780



1 st Dose	2 nd Dose	1 st Dose	2 nd Dose	1 st Dose	2 nd Dose	1 st Dose	2 nd Dose
Eight States account for 60% of the cumulative vaccine doses given so far.							

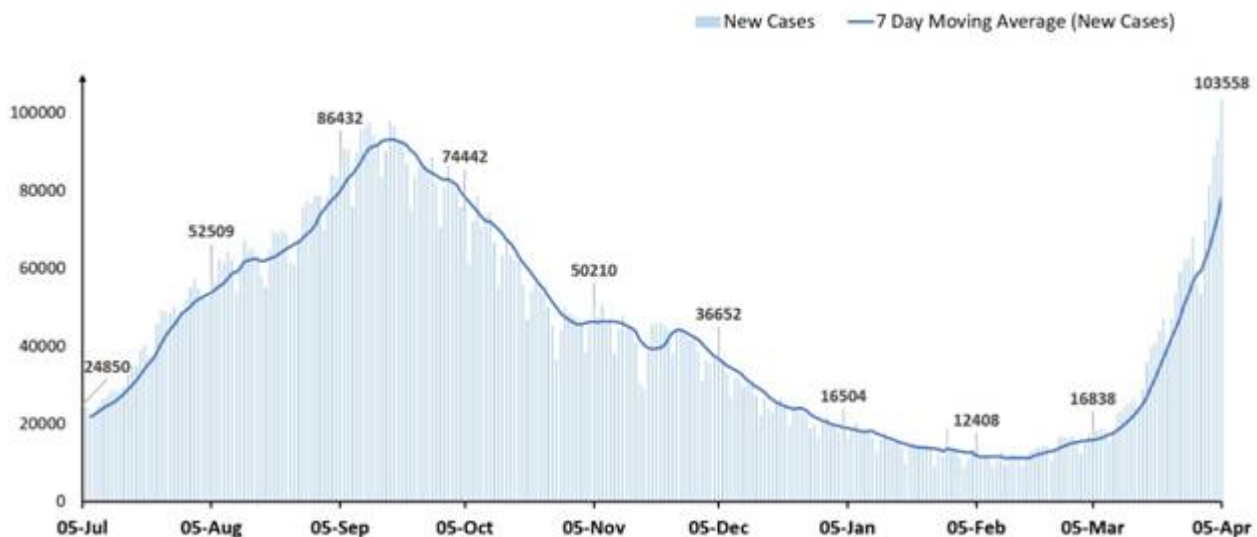


60% of cumulative doses given so far, are in 8 States



India's daily new cases continue to rise. Over 1 Lakh (1,03,558) new cases were registered in the last 24 hours.

Daily new cases continue to rise (1 lakh cases reported in last 24 hrs)

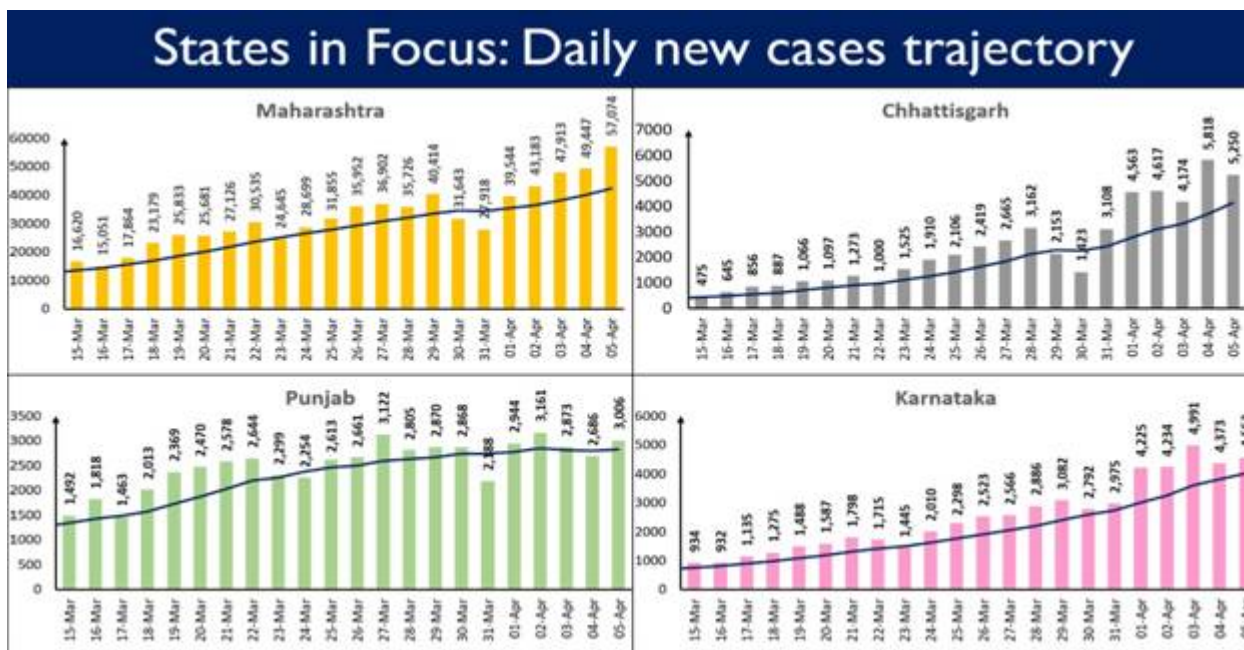


Eight States including Maharashtra, Chhattisgarh, Karnataka, Uttar Pradesh, Delhi, Tamil Nadu, Madhya Pradesh and Punjab have shown a steep rise in the COVID daily new cases. **81.90%** of the new cases are reported from these 8 states.

Maharashtra has reported the highest daily new cases at 57,074 (55.11%). It is followed by Chhattisgarh with 5,250 while Karnataka reported 4,553 new cases.

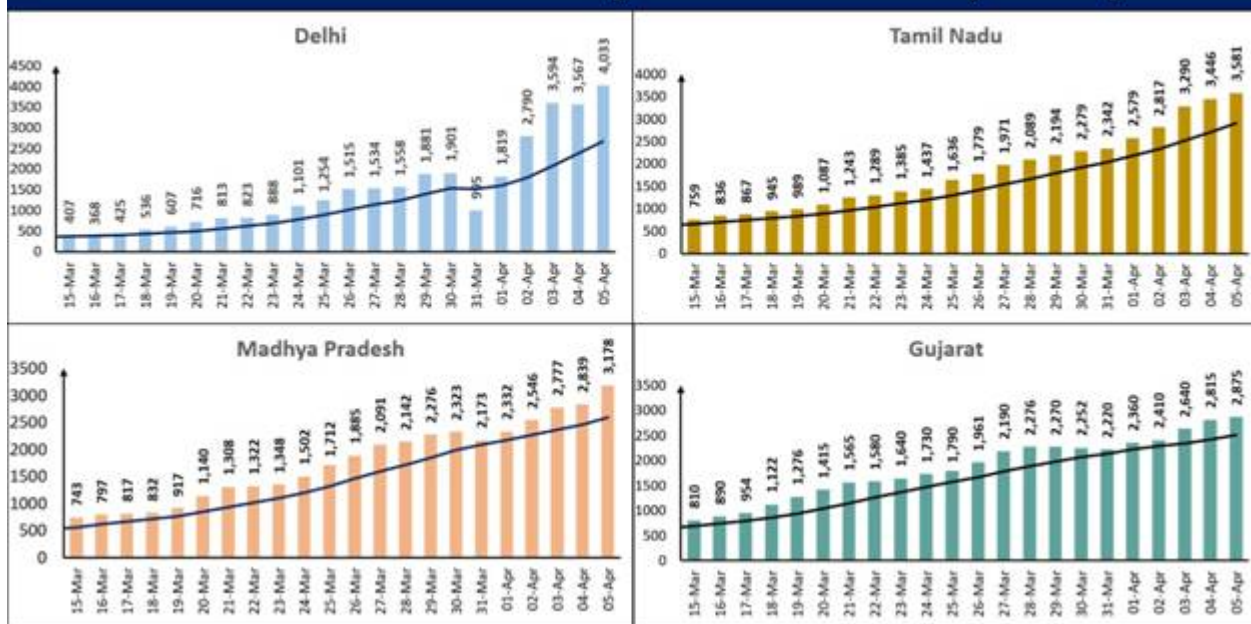


Twelve States, as shown under, are displaying an upward trajectory in daily new cases.

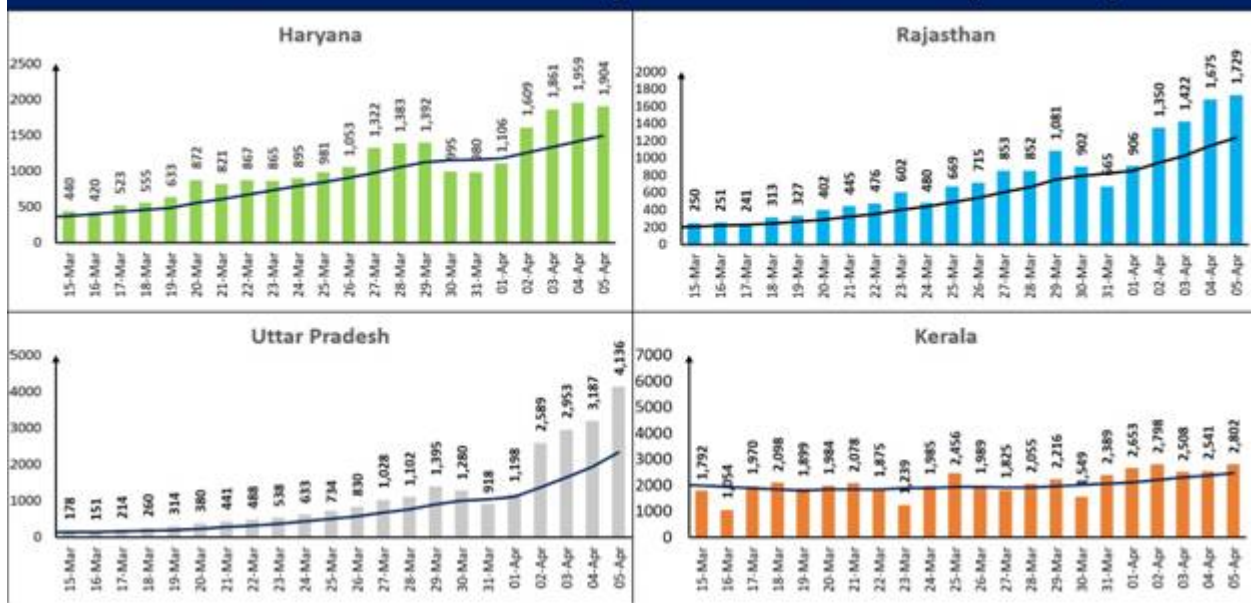




States in Focus: Daily new cases trajectory



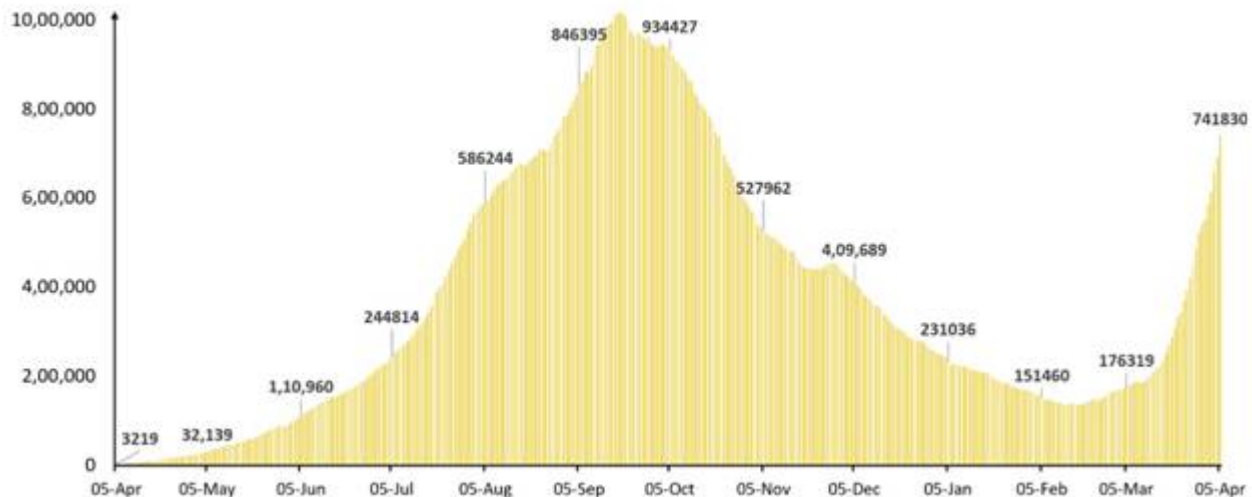
States in Focus: Daily new cases trajectory



India's total Active Caseload has reached **7,41,830**. It now comprises **5.89%** of the country's total Positive Cases. A net incline of **50,233** cases recorded from the total active caseload in the last 24 hours. The graph below depicts the trajectory of active cases in India.

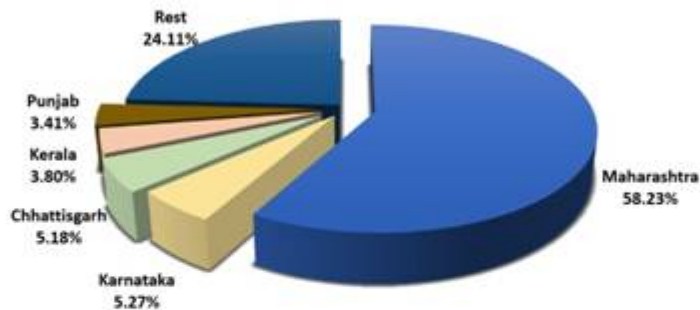


India: Active cases trajectory



Five states, namely Maharashtra, Karnataka, Chhattisgarh, Kerala and Punjab cumulatively account for 75.88% of the total active cases in the country. Maharashtra alone accounts for nearly 58.23% of the total active caseload of the country.

5 States account for 76% of total active cases in the country



Top 5 Districts (Chhattisgarh)

Durg	11,550
Raipur	9,662
Rajnandgaon	2,821
Bilaspur	1,842
Bemetara	1,513

Top 5 Districts (Karnataka)

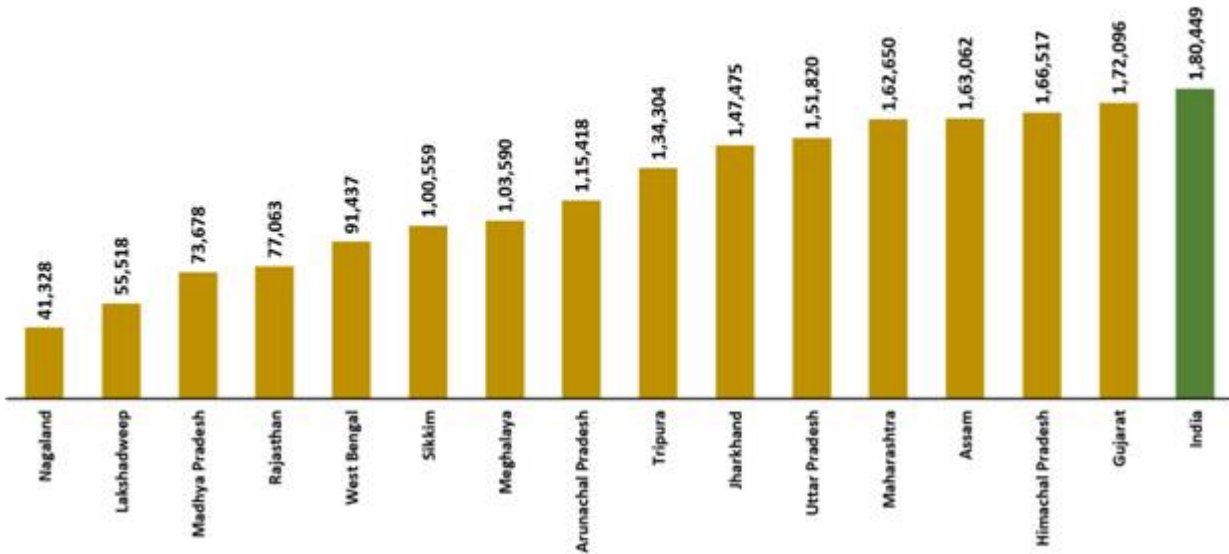
Bengaluru Urban	28,098
Kalaburagi	1,356
Bidar	1,314
Mysuru	1,035
Tumakuru	1,022

Top 5 Districts (Maharashtra)

Pune	81,317
Mumbai	66,803
Nagpur	53,638
Thane	53,230
Nashik	31,737

Fifteen States/UTs have lower tests per million population than the national average of 1,80,449.

15 States/UTs have lower tests per million than national average

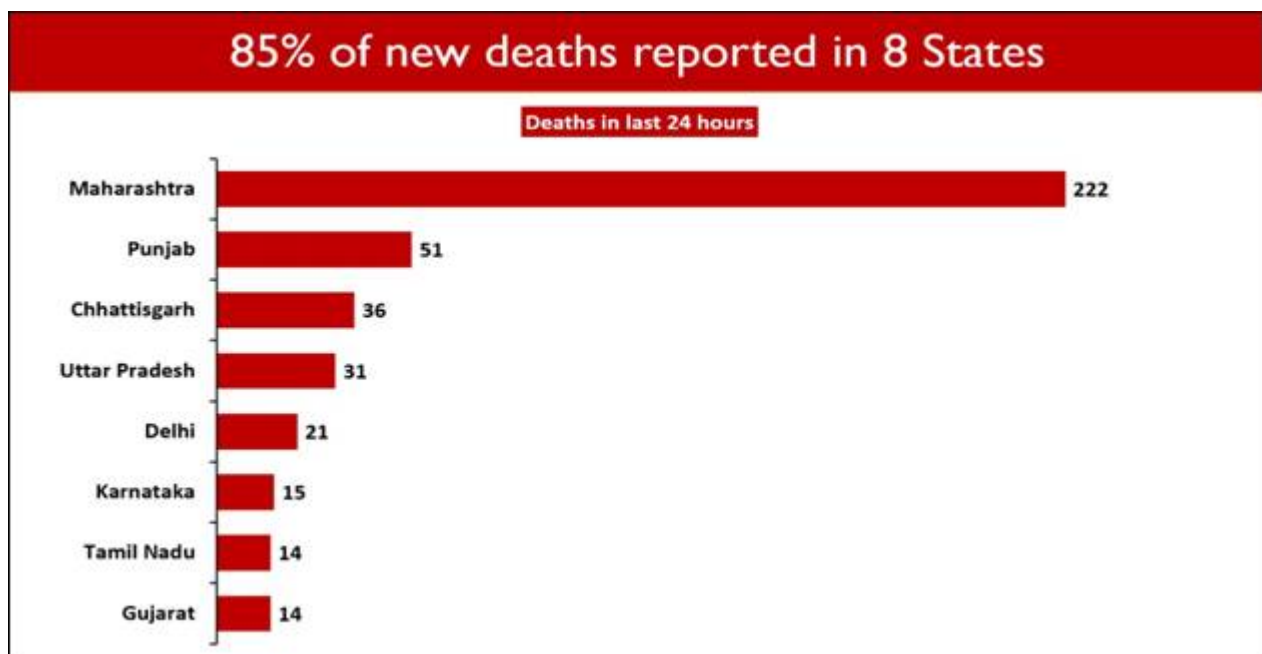


India's cumulative recoveries stand at **1,16,82,136** today. The national Recovery Rate is **92.8%**.

52,847 recoveries were registered in the last 24 hours.


478 deaths were reported in the last 24 hours.


Eight States account for **84.52%** of the new deaths. Maharashtra saw the maximum casualties (222). Punjab follows with 51 daily deaths.




Twelve States/UTs have not reported any COVID19 deaths in the last 24 hours. These are Puducherry, Ladakh (UT), D&D & D&N, Nagaland, Meghalaya, Manipur, Tripura, Sikkim, Lakshadweep, Mizoram, A&N Islands and Arunachal Pradesh.

 MV

 HFW/COVID States data/5thApril2021/1

 (Release ID: 1709600) Visitor Counter : 777

 Read this release in: Tamil , Urdu , Hindi , Marathi , Bengali , Assamese , Punjabi , Gujarati , Odia , Telugu , Malayalam

 in