



Ministry of Health and Family Welfare

India's Vaccination Drive crosses the landmark of 7.5 Crore doses administered across the country



More than 6.5 cr get the first Vaccine Dose whereas more than 1cr have received the 2nd Dose

12 States/UTs show an Upward Trajectory of COVID cases

Posted On: 04 APR 2021 11:19AM by PIB Delhi

The cumulative number of COVID19 vaccine doses administered in the country stands at 7,59,79,651 today (through 11,99,125sessions) as per the provisional report till 7 am.

These include 89,82,974 Health Care Workers (1st dose), 53,19,641 HCWs (2nd dose), 96,86,477 Front Line Workers (1st dose) and 40,97,510 FLWs (2nd Dose) and 4,70,70,019 (1st Dose) and 8,23,030 (2nd dose) beneficiaries aged more than 45 years.

The cumulative vaccination figure includes over 6.5 crore (6,57,39,470) first doses, while the second dose numbers have crossed the 1 crore mark as well (1,02,40,181).

HCWs		FLWs		Over 45 years		Total
1 st Dose	2 nd Dose	1 st Dose	2 nd Dose	1 st Dose	2 nd Dose	
89,82,974	53,19,641	96,86,477	40,97,510	4,70,70,019	8,23,030	7,59,79,651

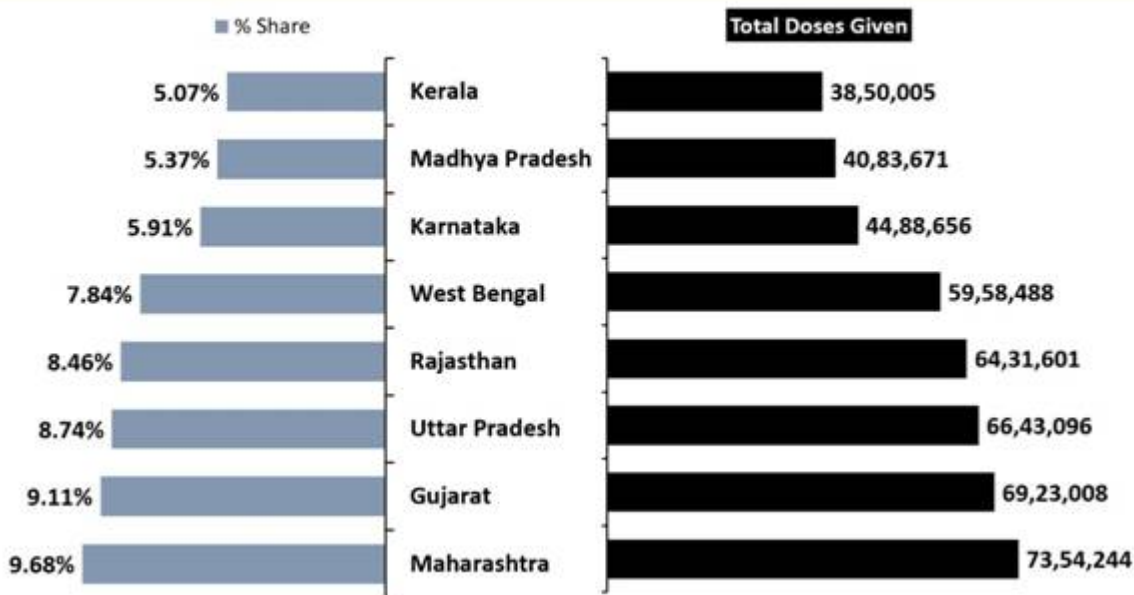
As on Day-78 of the vaccination drive (3rd April, 2021), **27,38,972** vaccine doses were given. Out of which, 24,80,031 beneficiaries were vaccinated for 1st dose and 2,58,941 beneficiaries received their 2nd dose of vaccine.

Date: 3rd April, 2021

HCWs		FLWs		Date: 3 rd April, 2021		Total Achievement	
1 st Dose	2 nd Dose	1 st Dose	2 nd Dose	1 st Dose	2 nd Dose	1 st Dose	2 nd Dose
43,143	22,116	1,02,096	1,04,167	23,34,792	1,32,658	24,80,031	2,58,941
43,143	22,116	1,02,096	1,04,167	23,34,792	1,32,658	24,80,031	2,58,941

Eight States account for 60.19% of the cumulative doses given so far. Maharashtra alone accounts for 9.68% of the total doses given in India.

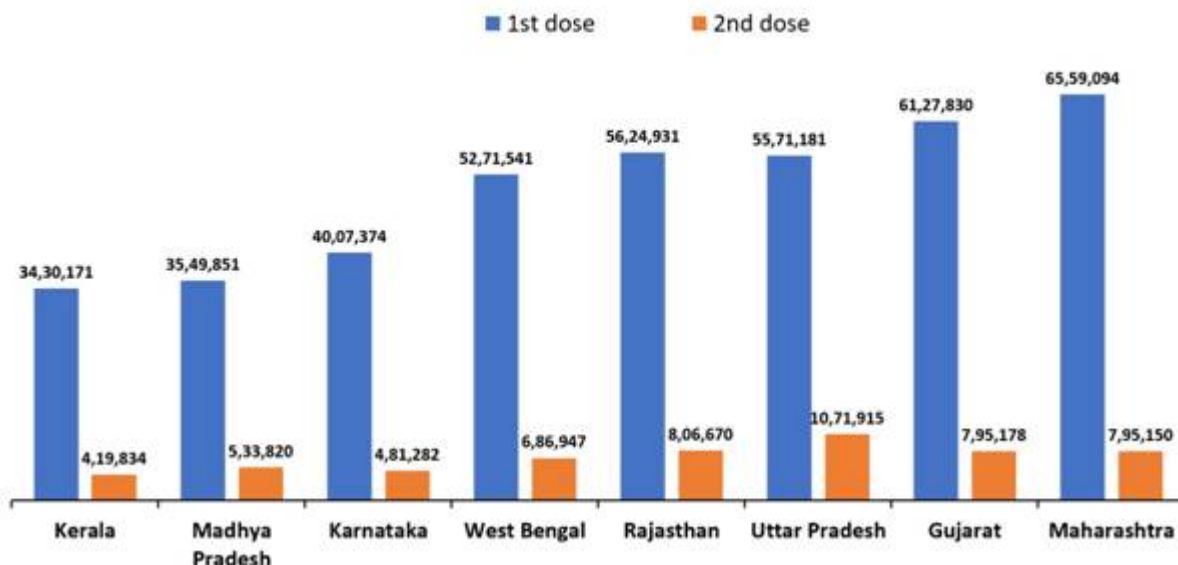
60% of cumulative doses given so far, are in 8 States



The graph below shows the first and second doses distribution among states. Maharashtra has alone distributed 65,59,094 1st Doses and 7,95,150 2nd Doses.

Doses distribution among the states

f
 Twitter
 WhatsApp
 Email
 in



93,249 new daily COVID cases were registered in the last 24 hours. 80.96% of these new cases are from eight States- Maharashtra, Chhattisgarh, Karnataka, Delhi, Tamil Nadu, Uttar Pradesh, Madhya Pradesh and Gujarat.

Maharashtra has reported the highest daily new cases at 49,447. This is followed by Chhattisgarh with 5,818 cases while Karnataka reported 4,373 new cases.

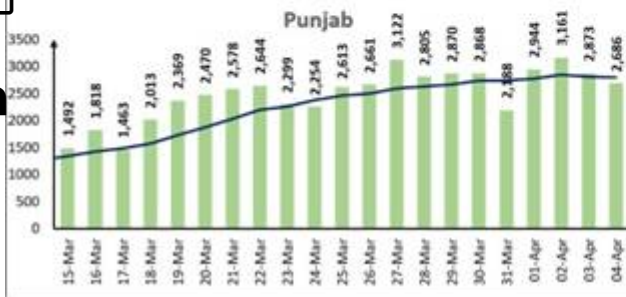
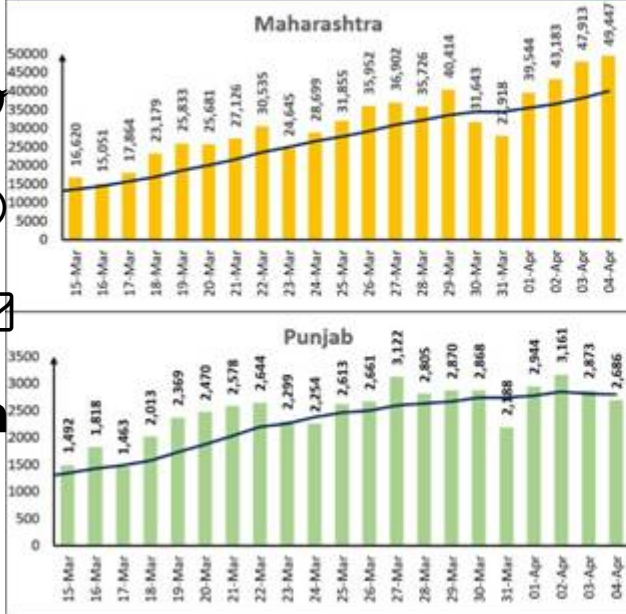
81% of new cases reported in 8 States



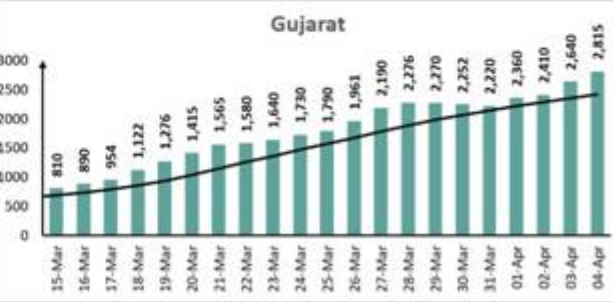
Twelve States, as shown under, are displaying an upward trajectory in daily new cases.

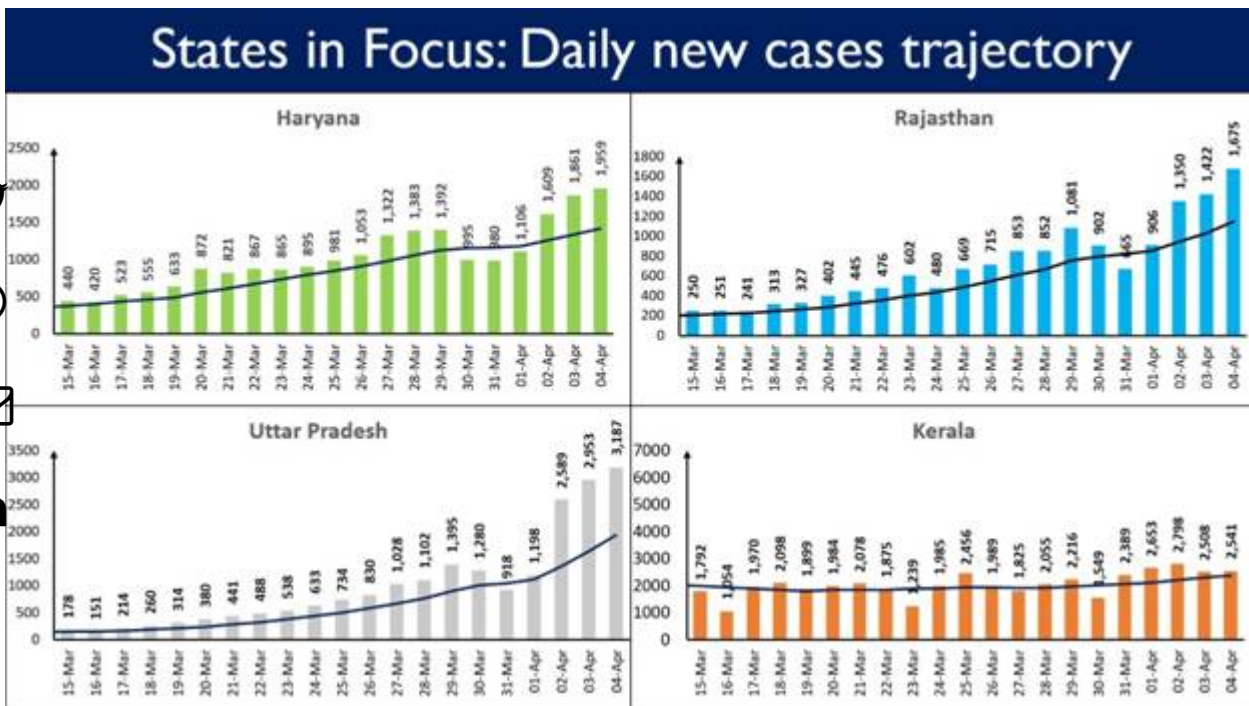


States in Focus: Daily new cases trajectory



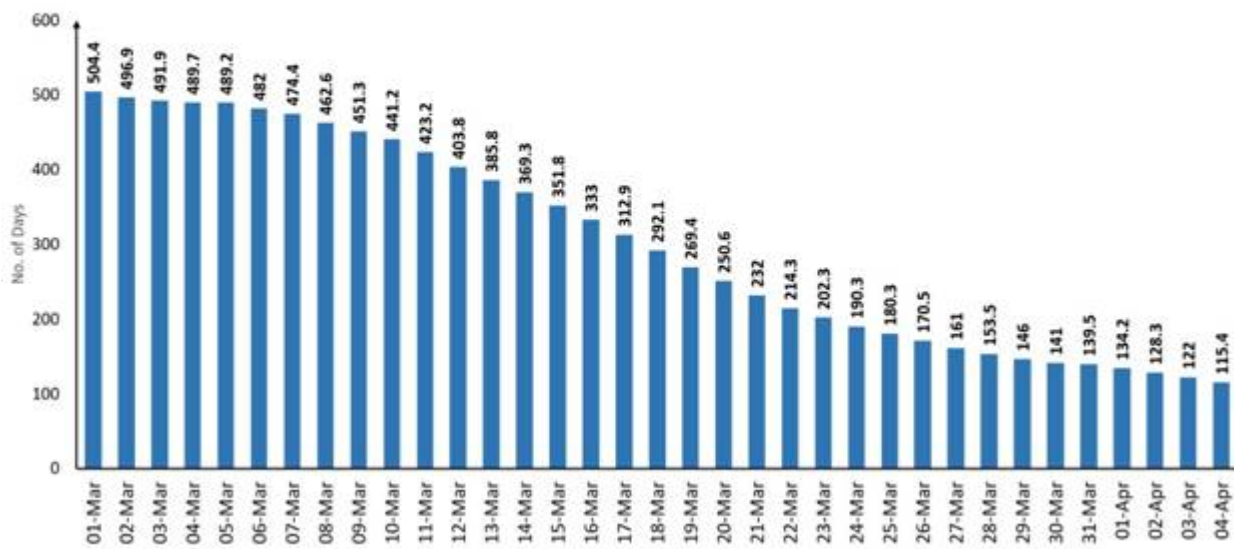
States in Focus: Daily new cases trajectory





India is seeing a steep intensification in the doubling time of the COVID-19 Cases: As of 4th April 2021, it is 115.4 days.

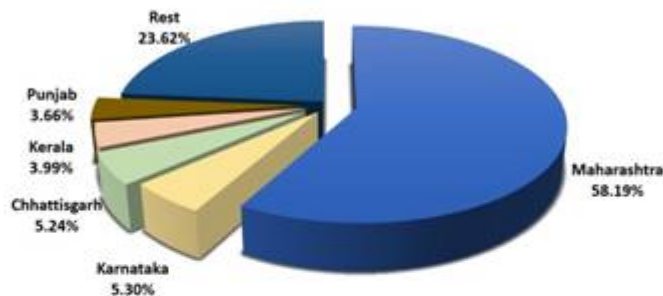
India Trajectory: Doubling Time of the Covid-19 Cases



India’s total Active Caseload has reached **6,91,597**. It now comprises **5.54%** of the country's total Positive Cases. A net incline of **32,688** cases recorded from the total active caseload in the last 24 hours.

Five states, namely Maharashtra, Karnataka, Chhattisgarh, Kerala and Punjab cumulatively account for 76.41% of the total active cases in the country. Maharashtra alone accounts for more than half (58.19%) of the total active caseload of the country.

5 States account for 76% of total active cases in the country



Top 5 Districts (Chhattisgarh)

Durg	11,138
Raipur	10,291
Rajnandgaon	2,493
Bilaspur	1,732
Mahasamund	1,160

Top 5 Districts (Karnataka)

Bengaluru Urban	26,544
Kalaburagi	1,272
Bidar	1,242
Tumakuru	948
Mysuru	872

Top 5 Districts (Maharashtra)

Pune	73,599
Mumbai	60,846
Nagpur	52,408
Thane	48,660
Nashik	31,512

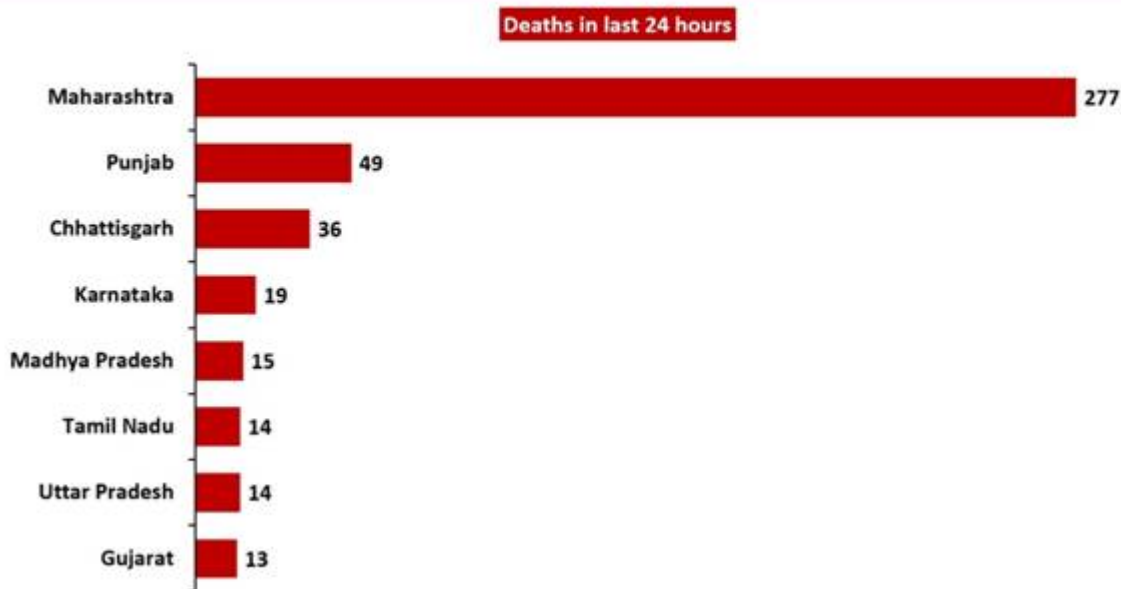
India's cumulative recoveries stand at **1,16,29,289** today. The national Recovery Rate is **93.14%**.

60,048 recoveries were registered in the last 24 hours.

513 deaths were reported in the last 24 hours.


Eight States account for **85.19%** of the new deaths. Maharashtra saw the maximum casualties (277). Punjab follows with 49 daily deaths.


85% of new deaths reported in 8 States



Fourteen States/UTs have not reported any COVID19 deaths in the last 24 hours. These are Odisha, Assam, Puducherry, Ladakh (UT), D&D & D&N, Nagaland, Meghalaya, Manipur, Tripura, Sikkim, Lakshadweep, Mizoram, A&N Islands and Arunachal Pradesh.

 MV

 (Release ID: 1709429) Visitor Counter : 490

 Read this release in: Urdu , Hindi , Marathi , Bengali , Punjabi , Gujarati , Odia , Tamil , Telugu



