



Ministry of Health and Family Welfare

Maharashtra, Chhattisgarh, Karnataka, Kerala, Tamil Nadu, Gujarat, Punjab and Madhya Pradesh report high Daily New Cases



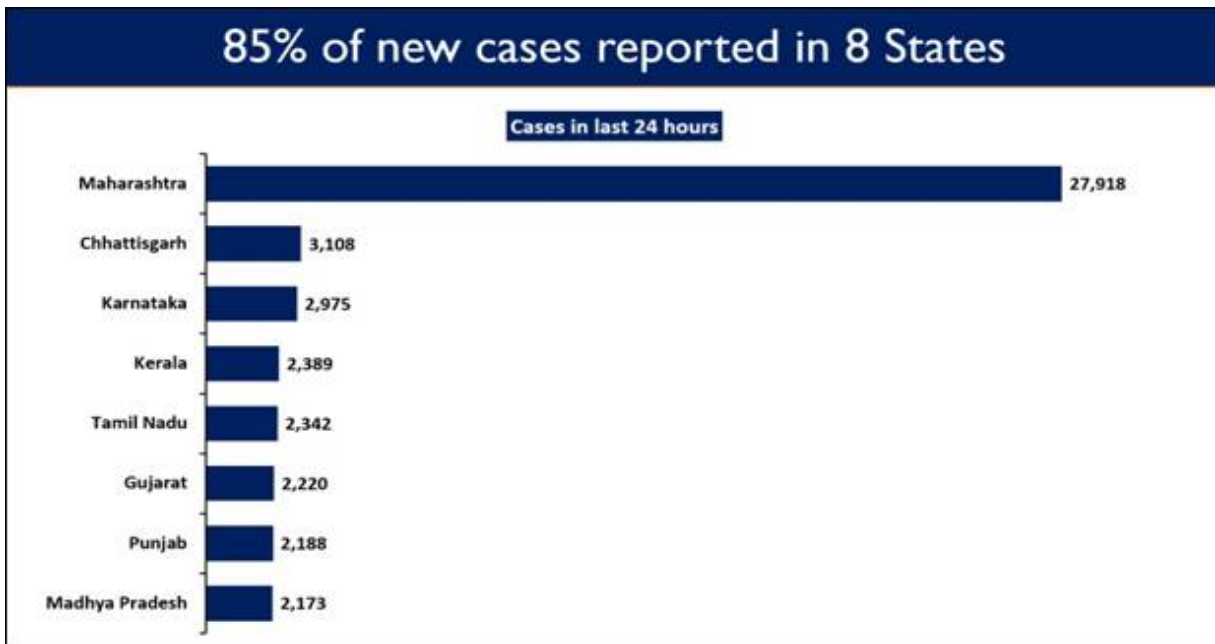
Over 6.3 cr vaccine doses administered across the country

Posted On: 31 MAR 2021 12:12PM by PIB Delhi

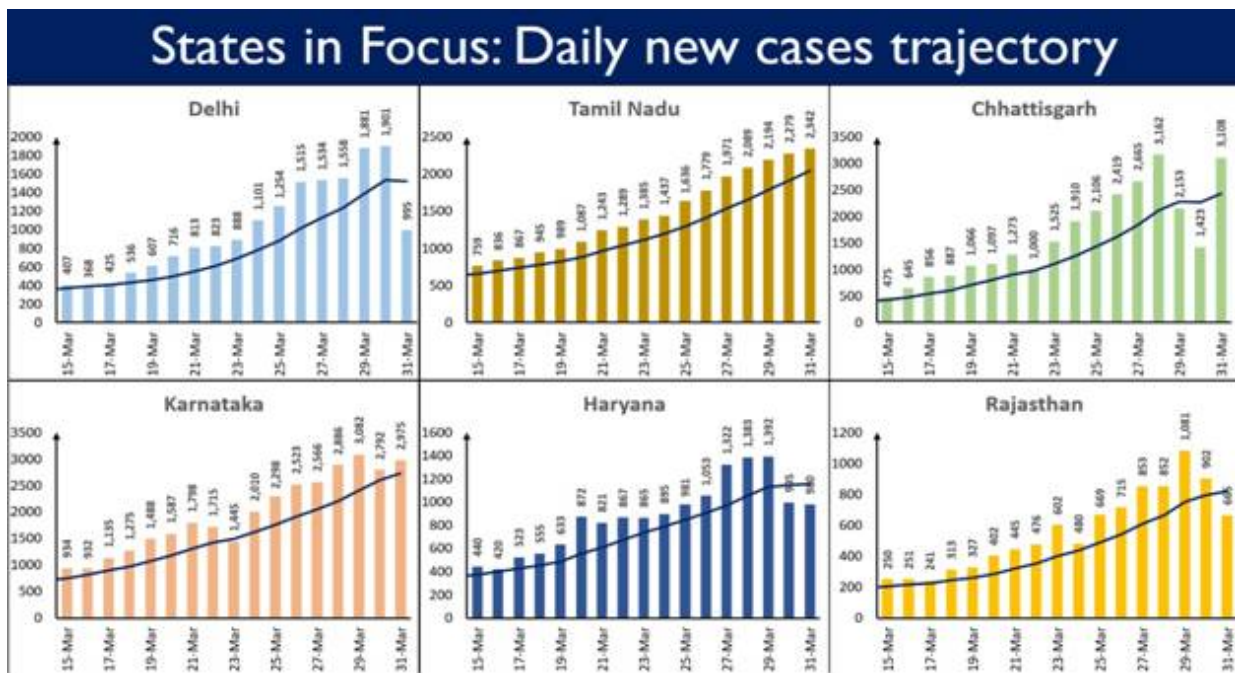
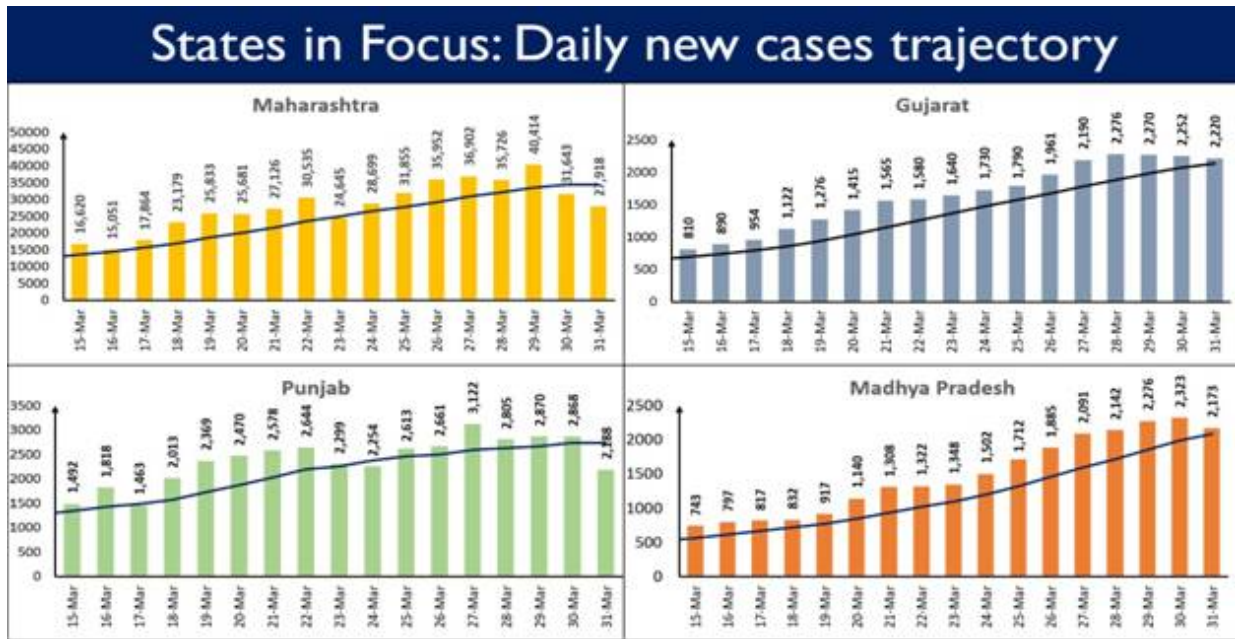
Eight States, Maharashtra, Chhattisgarh, Karnataka, Kerala, Tamil Nadu, Gujarat, Punjab and Madhya Pradesh report a surge in the COVID daily new cases. **84.73%** of the new cases are reported from these 8 states.

53,480 new cases were registered in the last 24 hours.

Maharashtra has reported the highest daily new cases at 27,918. It is followed by Chhattisgarh with 3,108 while Karnataka reported 2,975 new cases.



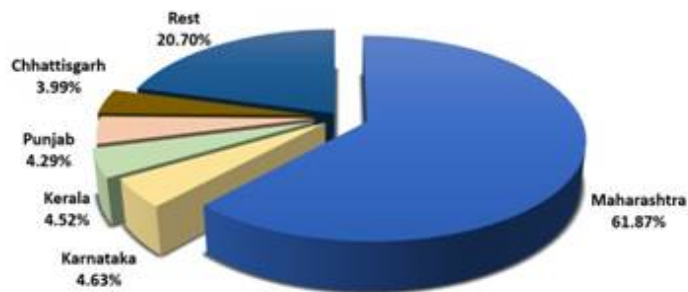
Ten States, as shown under, are displaying an upward trajectory in daily new cases.



India's total Active Caseload has reached **5,52,566**. It now comprises **4.55%** of the country's total Positive Cases. A net incline of **11,846** cases recorded from the total active caseload in the last 24 hours.

Five states namely Maharashtra, Karnataka, Kerala, Punjab and Chhattisgarh cumulatively account for 79.30% of the total active cases in the country. Maharashtra leads with more than 61% of the active caseload of the country.

5 States account for 79% of total active cases in the country



Top 5 Districts (Punjab)

SAS Nagar	3,252
Jalandhar	3,079
Amritsar	2,972
Ludhiana	2,848
Patiala	2,509

Top 5 Districts (Chhattisgarh)

Durg	8,165
Raipur	5,606
Rajnandgaon	1,258
Bilaspur	1,027
Bemetara	825

Top 5 Districts (Maharashtra)

Pune	57,694
Mumbai	47,742
Nagpur	45,303
Thane	37,512
Nashik	28,979

On the other hand, more than **6.30 cr (6,30,54,353)** vaccine doses have been administered through **10,46,757** sessions, as per the provisional report till 7 am today. These include **82,16,239 HCWs** (1st dose), **52,19,525 HCWs** (2nd dose), **90,48,417 FLWs** (1st dose) and **37,90,467 FLWs** (2nd Dose), **73,52,957** (1st Dose) and **6,824** (2nd dose) beneficiaries aged more than 45 years with specific co-morbidities and **2,93,71,422** (1st Dose) and **48,502** (2nd dose) beneficiaries aged more than 60 years.

HCWs		FLWs		45 to <60 years with Co-morbidities		Over 60 years		Total
1 st Dose	2 nd Dose	1 st Dose	2 nd Dose	1 st Dose	2 nd dose	1 st Dose	2 nd Dose	
82,16,239	52,19,525	90,48,417	37,90,467	73,52,957	6,824	2,93,71,422	48,502	6,30,54,353

As on Day-74 of the vaccination drive (30th March, 2021), total **19,40,999** vaccine doses were given. Out of which, 17,77,637 beneficiaries were vaccinated across 39,666 sessions for 1st dose and 1,63,632 beneficiaries received 2nd dose of vaccine.

Date: 30th March,2021



HCWs		FLWs		45 to < 60 years with Co- morbidity		Over 60 years		Total Achievement	
1 st Dose	2 nd Dose	1 st Dose	2 nd Dose	1 st Dose	2 nd Dose	1 st Dose	2 nd Dose	1 st Dose	2 nd Dose
41,323	30,778	1,03,675	79,246	4,80,474	6,419	11,52,165	46,919	17,77,637	1,63,362

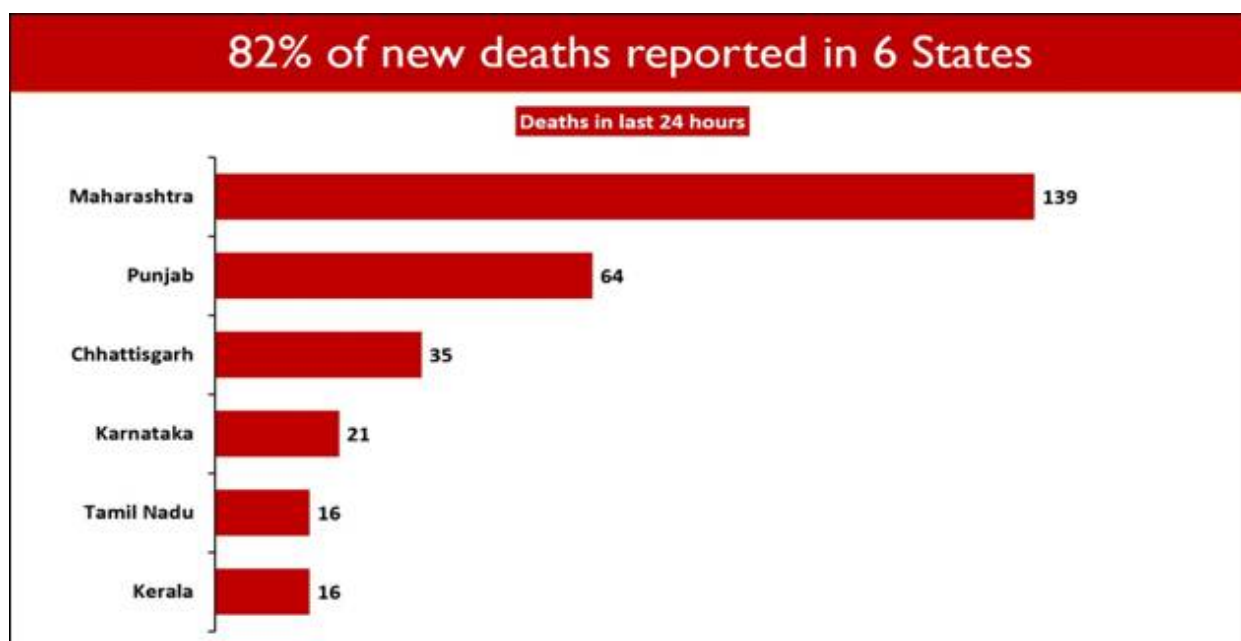


India's cumulative recoveries stand at **1,14,34,301** today. The national Recovery Rate is **94.11%**.

41,280 recoveries were registered in the last 24 hours.

354 deaths were reported in the last 24 hours.

Six States account for **82.20%** of the new deaths. Maharashtra saw the maximum casualties (139). Punjab follows with 64 daily deaths.



Fourteen States/UTs have not reported any COVID19 deaths in the last 24 hours. These are Rajasthan, Assam, Odisha, Ladakh (UT), D&D & D&N, Manipur, Tripura, Sikkim, Lakshadweep, Meghalaya, Mizoram, A&N Islands, Nagaland and Arunachal Pradesh.

MV/SJ

HFV/COVID States data/31stMarch2021/1

(Release ID: 1708656) Visitor Counter : 3

f Read this release in: Urdu , Marathi , Hindi , Bengali , Punjabi , Gujarati , Odia , Tamil , Telugu , Kannada , Malayalam

