



Ministry of Health and Family Welfare



Maharashtra, Chhattisgarh, Karnataka, Punjab, Kerala, Tamil Nadu, Gujarat, and Madhya Pradesh continue to report steep rise in Daily New Cases



Over 6.5 cr vaccine doses administered across the country



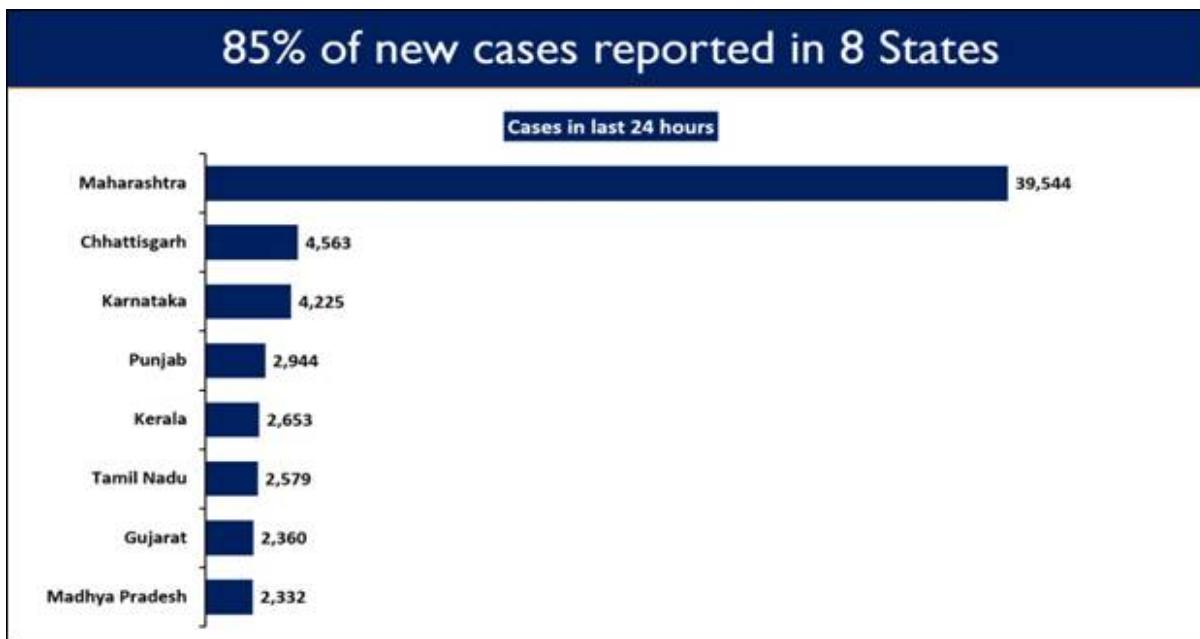
Covid-19 Vaccination for 45+ Age Group Commences from Today

Posted On: 01 APR 2021 11:31AM by PIB Delhi

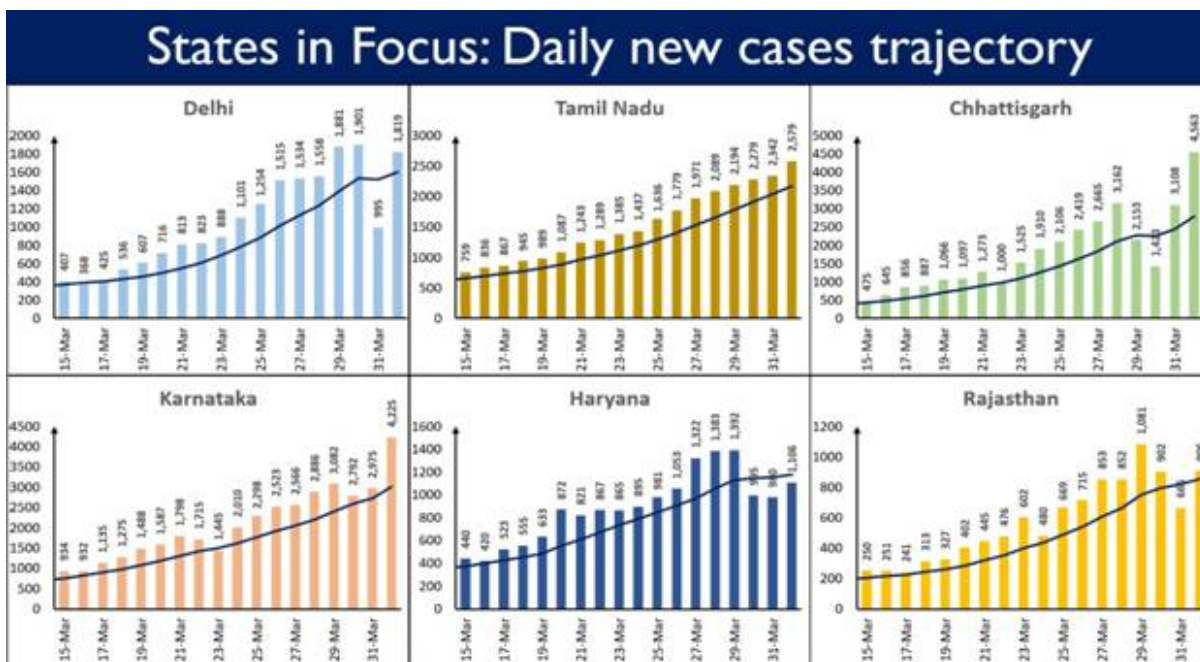
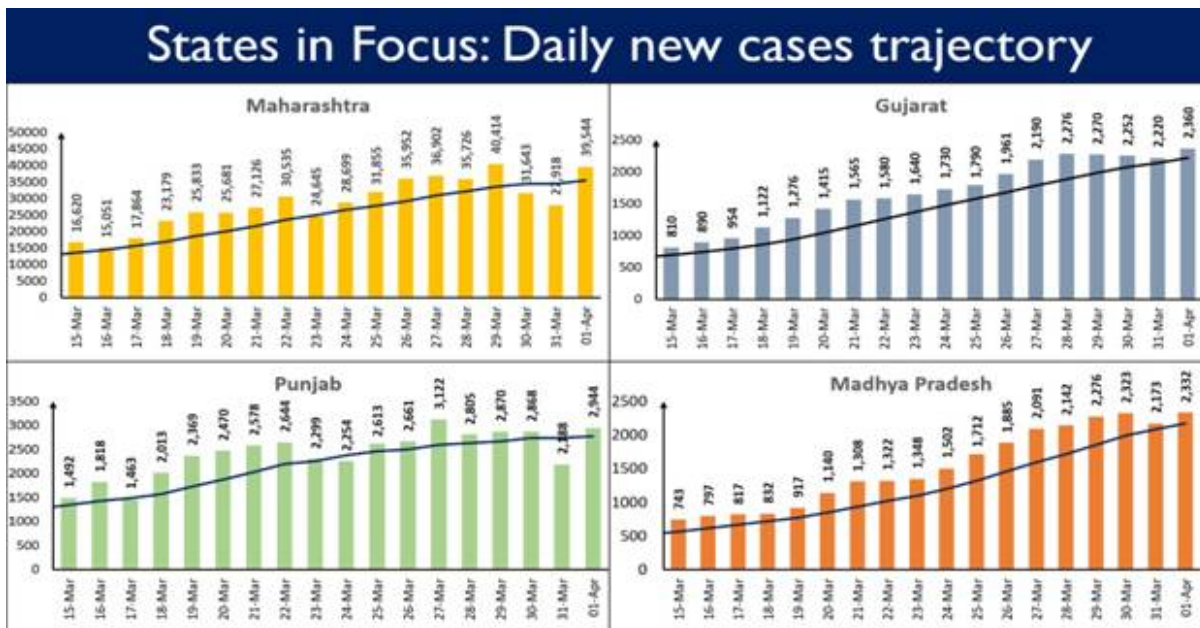
Eight States, Maharashtra, Chhattisgarh, Karnataka, Punjab, Kerala, Tamil Nadu, Gujarat and Madhya Pradesh continue to show a steep rise in the COVID daily new cases. **84.61%** of the new cases are reported from these 8 states.

72,330 new cases were registered in the last 24 hours.

Maharashtra has reported the highest daily new cases at 39,544. It is followed by Chhattisgarh with 4,563 while Karnataka reported 4,225 new cases.



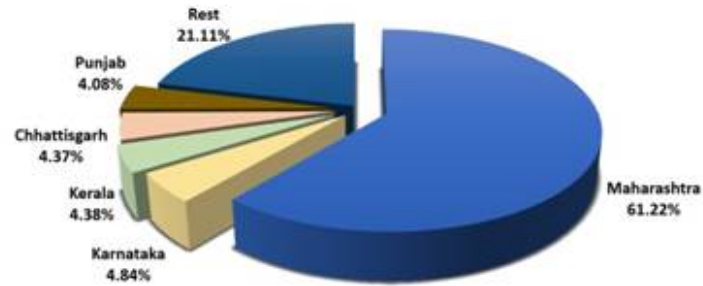
Ten States, as shown under, are displaying an upward trajectory in daily new cases.



India's total Active Caseload has reached **5,84,055**. It now comprises **4.78%** of the country's total Positive Cases. A net incline of **31,489** cases recorded from the total active caseload in the last 24 hours.

Five states, namely Maharashtra, Karnataka, Kerala, Chhattisgarh and Punjab cumulatively account for 78.9% of the total active cases in the country. Maharashtra alone accounts for more than 61% of the active caseload of the country.

5 States account for 79% of total active cases in the country



Top 5 Districts (Punjab)

SAS Nagar	3,184
Jalandhar	3,069
Amritsar	3,019
Ludhiana	2,937
Patiala	2,523

Top 5 Districts (Chhattisgarh)

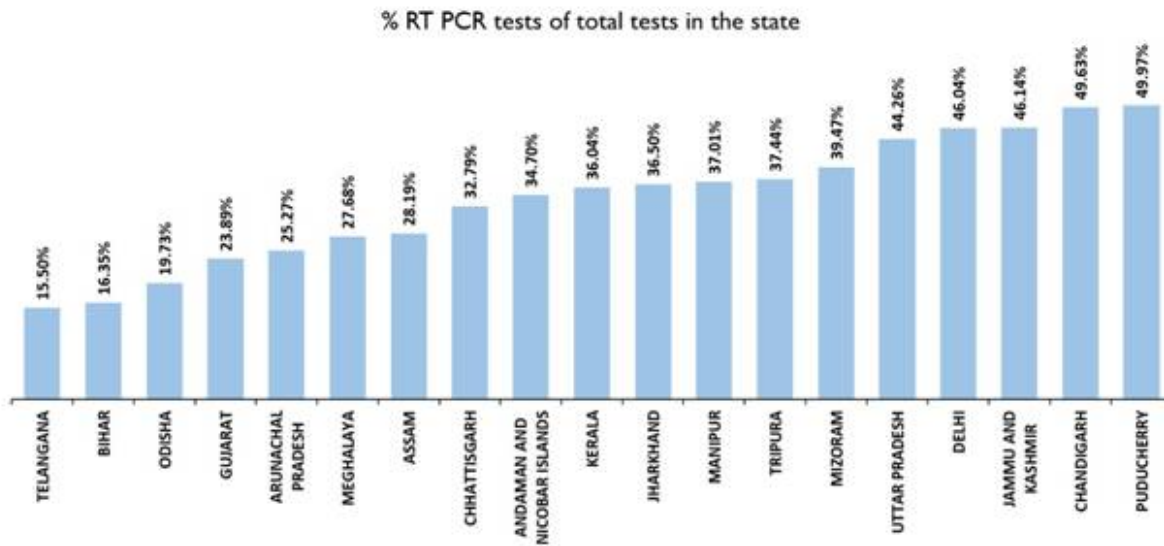
Durg	9,055
Raipur	6,469
Rajnandgaon	1,648
Bilaspur	1,188
Bemetara	958

Top 5 Districts (Maharashtra)

Pune	64,277
Mumbai	49,953
Nagpur	46,333
Thane	39,692
Nashik	33,442

The graph below indicates the States with low share of RT-PCR tests in their total tests. Centre has been advising the States and UTs to increase the proportion of RT-PCR tests to more than 70% of the total tests.

States/UTs with lower share of RT-PCR tests in their total tests



The next phase of Covid-19 vaccination for all people aged 45 years and above has commenced from today.

More than 6.5 crore (6,51,17,896) vaccine doses have been administered through 10,86,241 sessions, as per the provisional report till 7 am today. These include 82,60,293 HCWs (1st dose), 52,50,704 HCWs (2nd dose), 91,74,171 FLWs (1st dose) and 39,45,796 FLWs (2nd Dose), 78,36,667 (1st Dose) and 17,849 (2nd dose) beneficiaries aged more than 45 years with specific co-morbidities and 3,05,12,070 (1st Dose) and 1,20,346 (2nd dose) beneficiaries aged more than 60 years.



HCWs		FLWs		45 to <60 years with Co-morbidities		Over 60 years		Total
1 st Dose	2 nd Dose	1 st Dose	2 nd Dose	1 st Dose	2 nd dose	1 st Dose	2 nd Dose	
82,60,293	52,50,704	91,74,171	39,45,796	78,36,667	17,849	3,05,12,070	1,20,346	6,51,17,896

inAs on Day-75 of the vaccination drive (31st March, 2021), **20,63,543** vaccine doses were given. Out of which, 17,94,166 beneficiaries were vaccinated across 39,484 sessions for 1st dose and 2,69,377 beneficiaries received 2nd dose of vaccine.

Date: 31st March,2021

HCWs		FLWs		45 to < 60 years with Co-morbidities		Over 60 years		Total Achievement	
1 st Dose	2 nd Dose	1 st Dose	2 nd Dose	1 st Dose	2 nd Dose	1 st Dose	2 nd Dose	1 st Dose	2 nd Dose
44,054	31,179	1,25,754	1,55,329	4,83,710	11,025	11,40,648	71,844	17,94,166	2,69,377

The total coverage of Covid-19 vaccination in India is as depicted below.

Coverage of COVID-19 Vaccination

As on 1st April 2021, till 7:00 am



Total Doses Administered: 6,51,17,896



People above 60 years & people aged 45-60 years with comorbidities
1st dose: 3,83,48,737
2nd dose: 1,38,195



Health Care Workers
1st Dose: 82,60,293
2nd Dose: 52,50,704



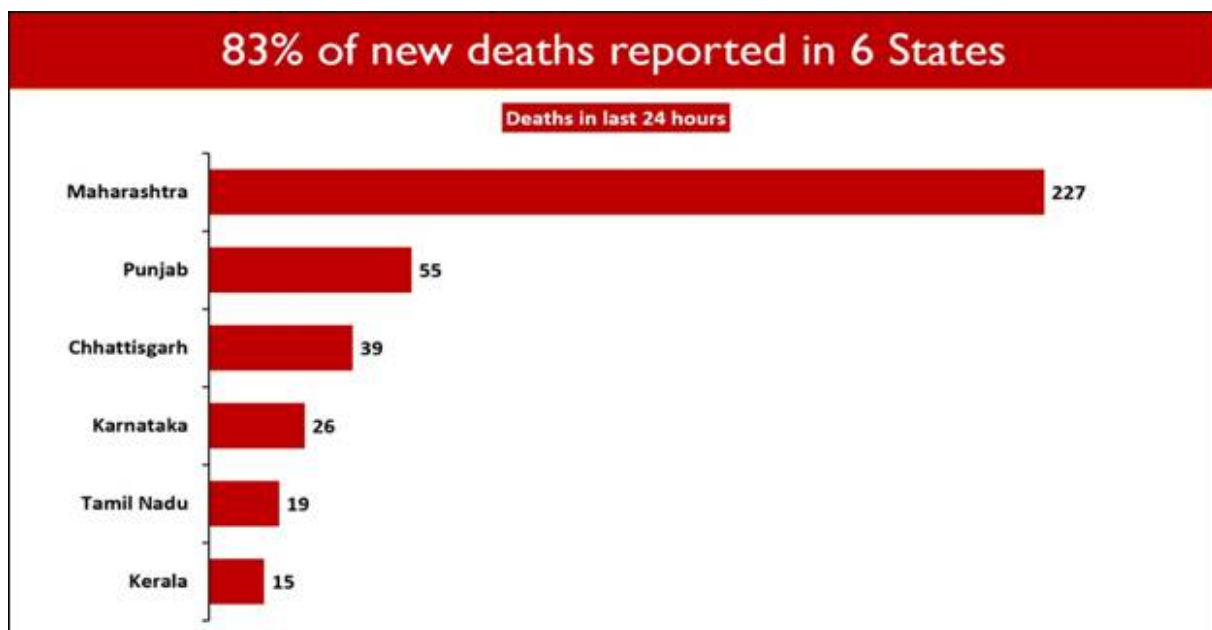
Front Line Workers
1st Dose: 91,74,171
2nd Dose: 39,45,796

India's cumulative recoveries stand at **1,14,74,683** today. The national Recovery Rate is **93.89%**.

40,382 recoveries were registered in the last 24 hours.

459 deaths were reported in the last 24 hours.

Six States account for **83.01%** of the new deaths. Maharashtra saw the maximum casualties (227). Punjab follows with 55 daily deaths.



Fifteen States/UTs have not reported any COVID19 deaths in the last 24 hours. These are Chandigarh, Jharkhand, Odisha, Ladakh (UT), D&D & D&N, Puducherry, Manipur, Tripura, Sikkim, Nagaland, Lakshadweep, Meghalaya, Mizoram, A&N Islands and Arunachal Pradesh.

MV/SJ



HFW/COVID States data/1stApril2021/1



(Release ID: 1708870) Visitor Counter : 222



Read this release in: Tamil , Urdu , Marathi , Hindi , Gujarati , Odia , Telugu

