



Ministry of Health and Family Welfare



More than 5.5 cr vaccine doses administered across the country



Over 23 Lakh doses administered in the last 24 hours



Maharashtra, Punjab, Karnataka, Chhattisgarh and Gujarat continue to report surge in Daily New Cases

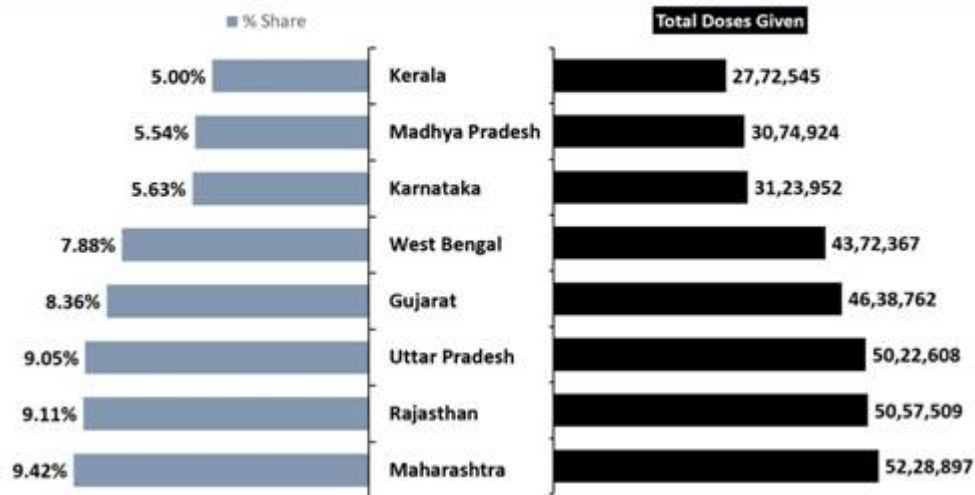
Posted On: 26 MAR 2021 11:35AM by PIB Delhi

India's vaccination drive gains further momentum as over 5.5 cr (5,55,04,440) vaccine doses have been administered through 9,01,887 sessions, as per the provisional report till 7 am today. These include 80,34,547 HCWs (1st dose), 51,04,398 HCWs (2nd dose), 85,99,981 FLWs (1st dose) and 33,98,570 FLWs (2nd Dose), 55,99,772 beneficiaries aged more than 45 years with specific co-morbidities (1st Dose) and 2,47,67,172 beneficiaries aged more than 60 years.

HCWs		FLWs		45 to <60 years with Co-morbidities	Over 60 years	Total
1 st Dose	2 nd Dose	1 st Dose	2 nd Dose	1 st Dose	1 st Dose	
80,34,547	51,04,398	85,99,981	33,98,570	55,99,772	2,47,67,172	5,55,04,440

Eight states account for 60% of the cumulative vaccination coverage across the country.

60% of cumulative doses given so far, are in 8 States



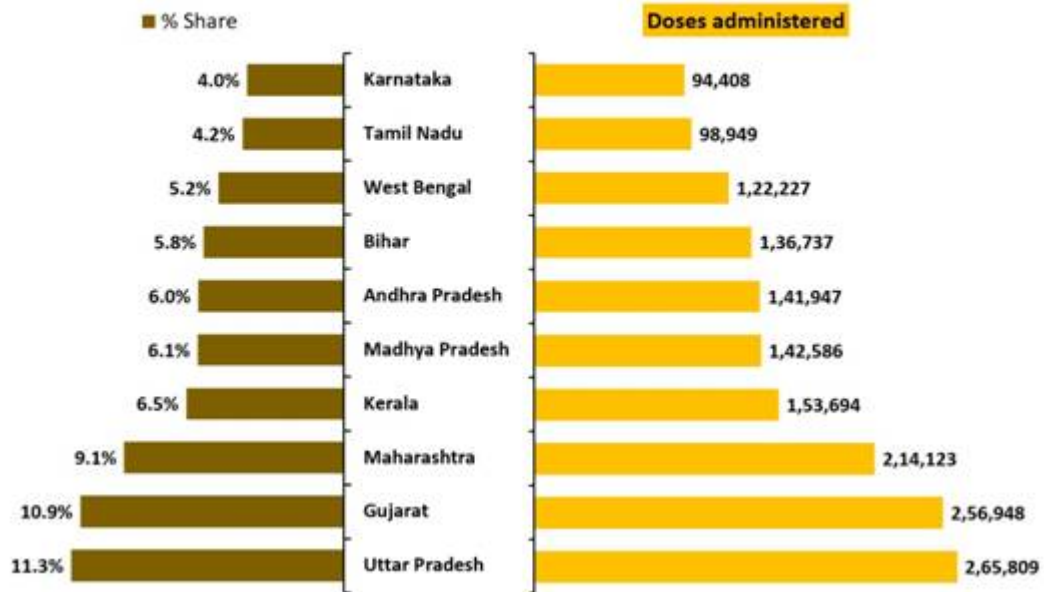
As on Day-69 of the vaccination drive (25th March, 2021), more than 23 Lakh (23,58,731) vaccine doses were given. Of which, 21,54,934 beneficiaries were vaccinated across 40,595 sessions for 1st dose and 2,03,797 HCWs and FLWs received 2nd dose of vaccine.

Date: 25th March, 2021

HCWs		FLWs		45to<60 years with Co-morbidities		Over 60years		Total Achievement	
1 st Dose	2 nd Dose	1 st Dose	2 nd Dose	1 st Dose	1 st Dose	1 st Dose	2 nd Dose		
53,698	42,608	1,21,503	1,61,189	4,67,823	15,11,910	21,54,934	2,03,797		

Ten States account for nearly 70% of the vaccine doses were given during the last 24 hours.

10 States constituted 69% of 23.58 lakh doses administered in last 24 hours



Five States, Maharashtra, Punjab, Karnataka, Chhattisgarh and Gujarat have reported a surge in daily new cases.

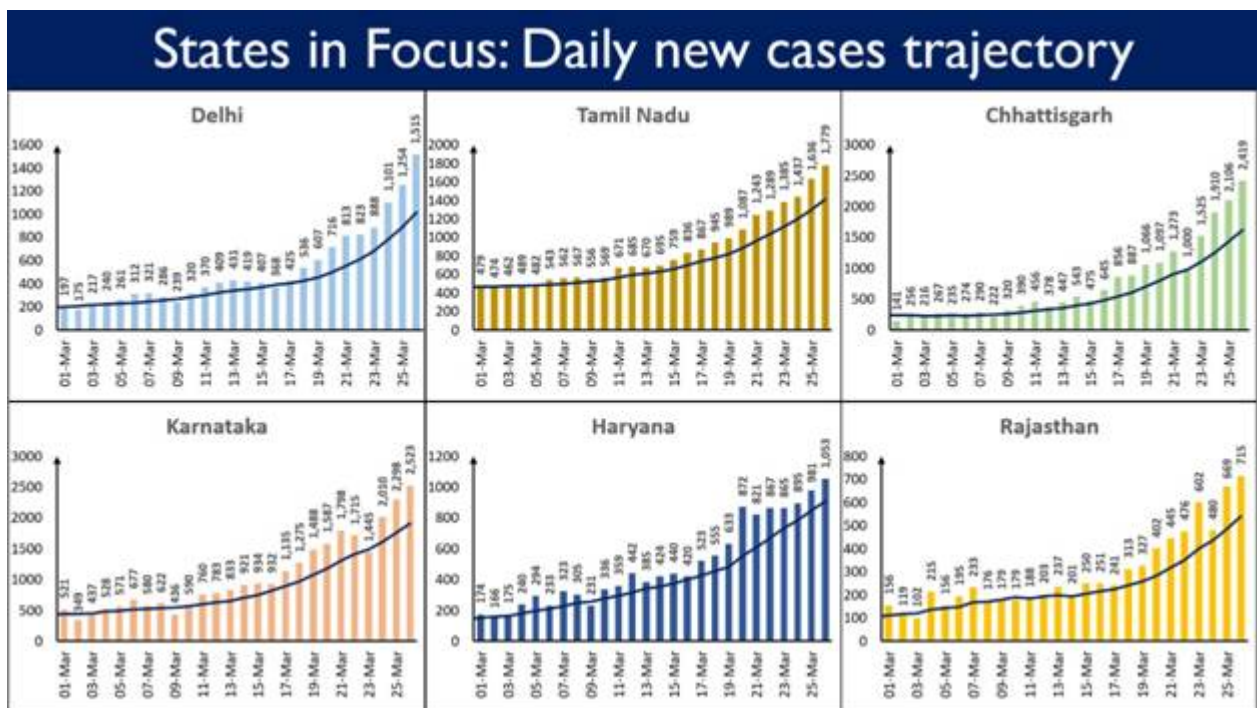
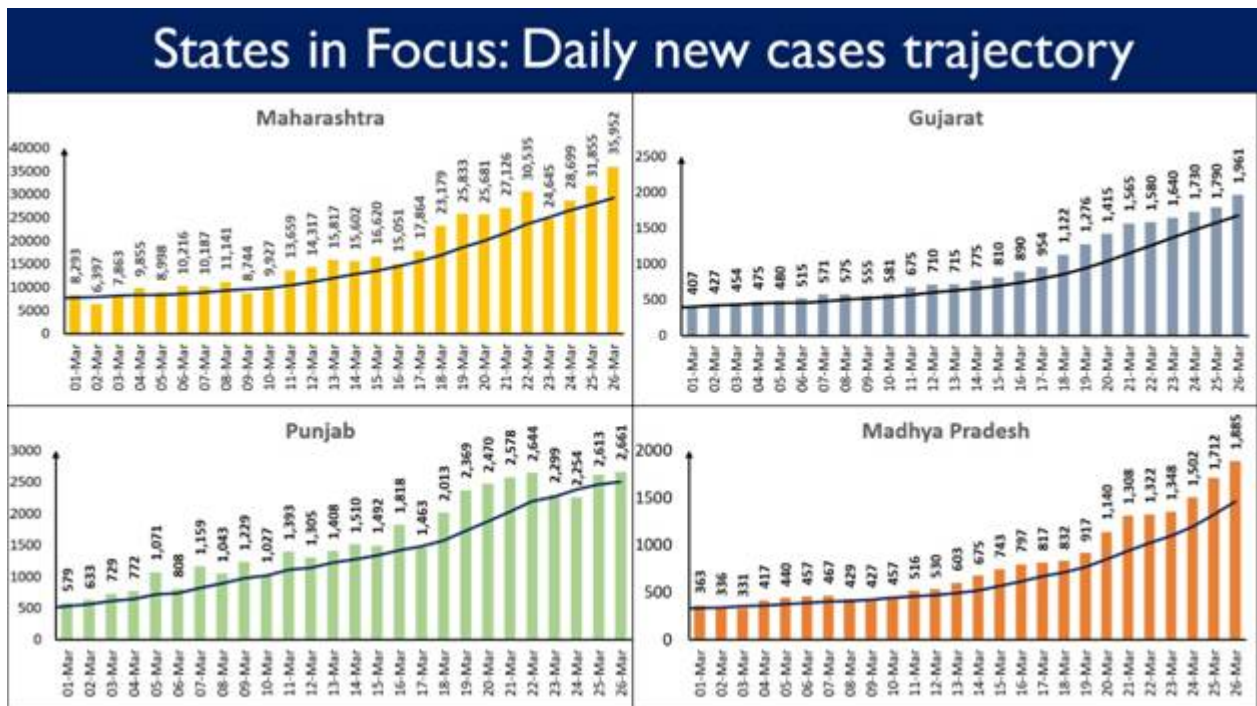
59,118 new daily cases reported in last 24 hours.

Maharashtra continues to report the highest daily new cases at 35,952. It is followed by Punjab with 2,661 while Karnataka reported 2,523 new cases.

80% of new cases reported in 6 States



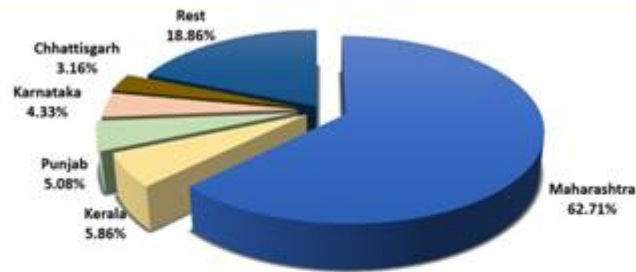
Ten states, as highlighted, are displaying an upward trajectory in daily new cases.



India's total Active Caseload continues to rise after touching its lowest mark in mid-February. It stands at 4.21 lakh (4,21,066) today. A net incline of 25,874 cases recorded from the total active caseload in the last 24 hours.

Three States, Maharashtra, Kerala and Punjab together account for 73.64% of the total active cases in the country.

3 States account for 74% of total active cases in the country



Top 5 Districts (Punjab)

SAS Nagar	2,829
Jalandhar	2,649
Ludhiana	2,452
Patiala	2,282
Amritsar	2,131

Top 5 Districts (Kerala)

Ernakulam	2,825
Kannur	2,521
Pathanamthitta	2,213
Palakkad	2,088
Kasaragod	2,064

Top 5 Districts (Maharashtra)

Pune	50,240
Nagpur	35,795
Mumbai	32,529
Thane	25,130
Nashik	18,176

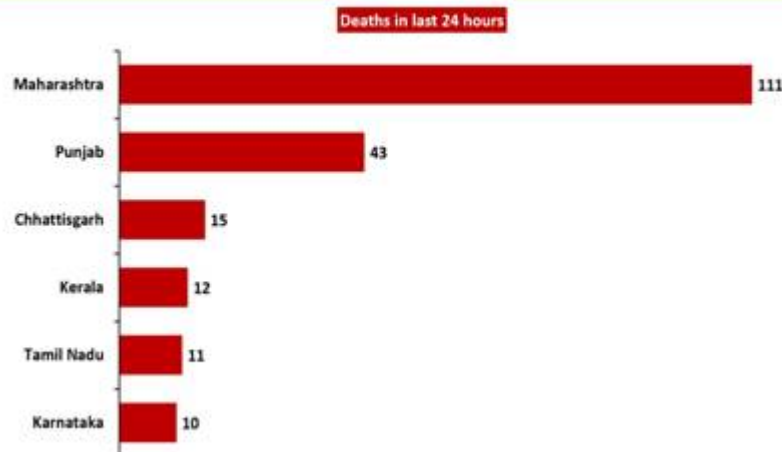
India's cumulative recoveries stand at 1,12,64,637 today. The national Recovery Rate is 95.09%.

32,987 recoveries were registered in the last 24 hours.

257 deaths were reported in the last 24 hours.

Six States account for 78.6% of the new deaths. Maharashtra reported 111 casualties. Punjab follows with 43 daily deaths.

79% of new deaths reported in 6 States



Fourteen States/UTs have not reported any COVID19 deaths in the last 24 hours. These are Rajasthan, J&K (UT), Jharkhand, Odisha, Puducherry, Lakshadweep, Sikkim, D&D & D&N, Ladakh (UT), Manipur, Tripura, Mizoram, A&N Islands and Arunachal Pradesh.

MV/SJ

(Release ID: 1707704) Visitor Counter : 1

f Read this release in: Urdu , Hindi , Marathi , Assamese , Bengali , Punjabi , Gujarati , Odia , Tamil , Telugu , Malayalam

