



Ministry of Health and Family Welfare



India crosses a Landmark Milestone of over 6 cr vaccine doses administered



More than 24 crore COVID tests conducted in the country



Maharashtra, Chhattisgarh, Karnataka, Punjab, Gujarat, Madhya Pradesh and Tamil Nadu continue to show high Daily New Cases

Centre advises High Burden States/UTs to take stringent measures for containment of Surge

Posted On: 28 MAR 2021 11:24AM by PIB Delhi

India has registered a significant achievement in its fight against COVID19. The country's total vaccination coverage has surpassed **6 crore today**.

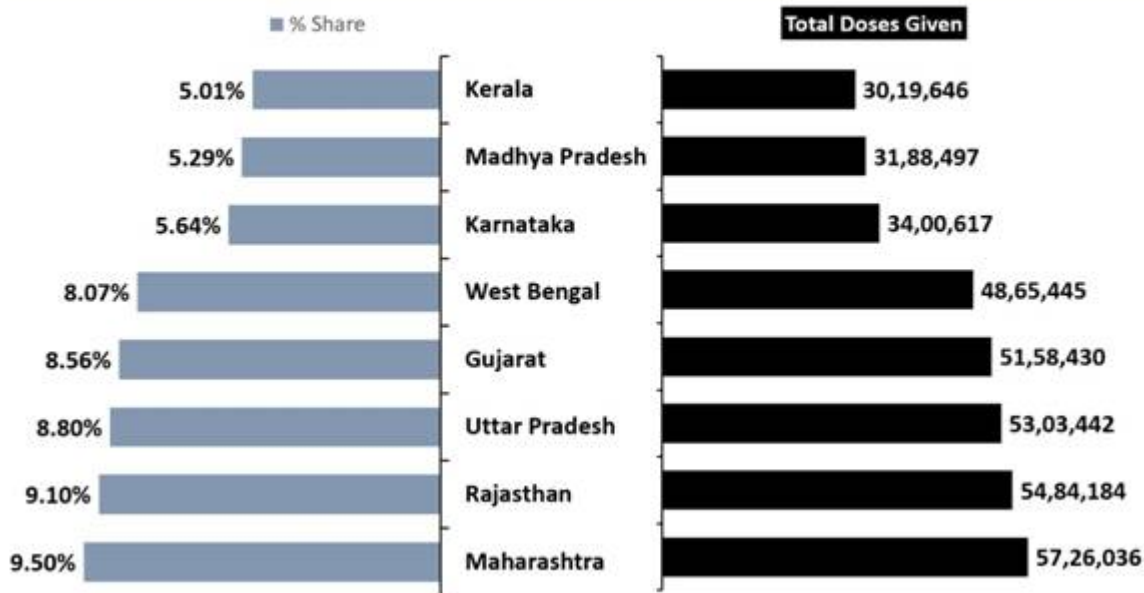
6,02,69,782 vaccine doses have been administered through **9,85,018** sessions, as per the provisional report till 7 am today.

These include **81,52,808** HCWs (1st dose), **51,75,597** HCWs (2nd dose), **88,90,046** FLWs (1st dose) and **36,52,749** FLWs (2nd Dose), **66,73,662** beneficiaries aged more than 45 years with specific co-morbidities (1st Dose) and **2,77,24,920** beneficiaries aged more than 60 years.

HCWs		FLWs		45 to < 60 years with Co-morbidities	Over 60 years	Total
1 st Dose	2 nd Dose	1 st Dose	2 nd Dose	1 st Dose	1 st Dose	
81,52,808	51,75,597	88,90,046	36,52,749	66,73,662	2,77,24,920	6,02,69,782

Eight States account for 60% of the cumulative vaccine doses given so far. Each of the eight states has administered more than 30 lakh doses.

60% of 6 cr cumulative doses given so far, are in 8 States



As on Day-71 of the vaccination drive (27th March, 2021), **21,54,170** vaccine doses were given.

Of the total, 20,09,805 beneficiaries were vaccinated across 39,778 sessions for 1st dose and 1,44,365 HCWs and FLWs received 2nd dose of vaccine.

Date: 27th March, 2021

HCWs		FLWs		45to<60years with Co-morbidities	Over 60 years	Total Achievement	
1 st Dose	2 nd Dose	1 st Dose	2 nd Dose	1 st Dose	1 st Dose	1 st Dose	2 nd Dose
56,039	31,279	1,37,107	1,13,086	5,00,021	13,16,638	20,09,805	1,44,365

Seven States of Maharashtra, Chhattisgarh, Karnataka, Punjab, Gujarat, Madhya Pradesh and Tamil Nadu have reported high number of COVID daily new cases. These states account for 81.46% of the daily new cases registered in the last 24 hours (**62,714**).

Eight states cumulatively account for **84.74% of the new cases reported in the past 24 hours**.

Maharashtra has reported the highest daily new cases at 35,726. It is followed by Chhattisgarh with 3,162 while Karnataka reported 2,886 new cases.

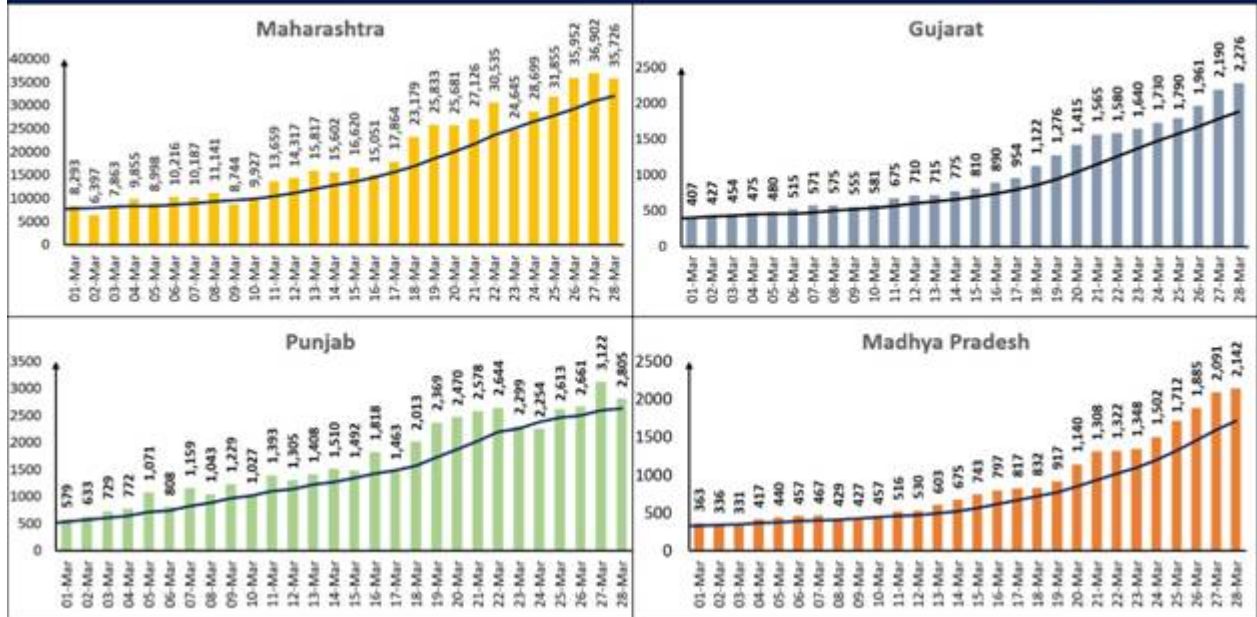
85% of new cases reported in 8 States

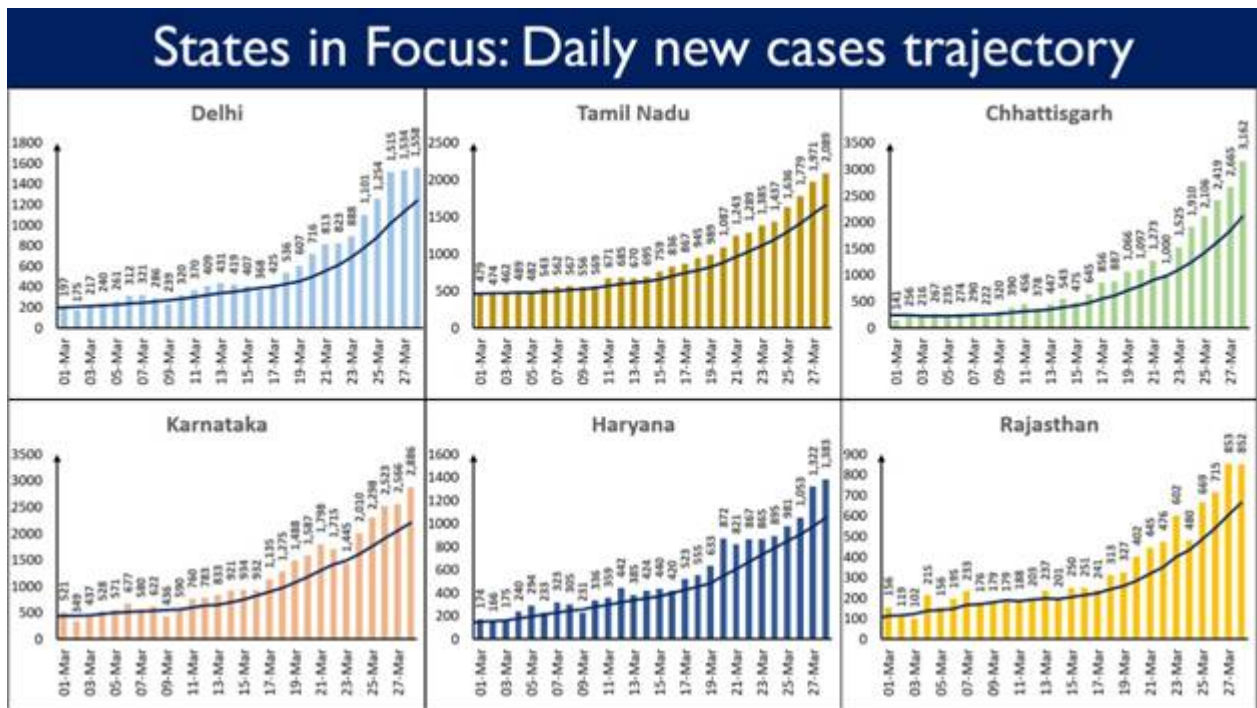
Cases in last 24 hours



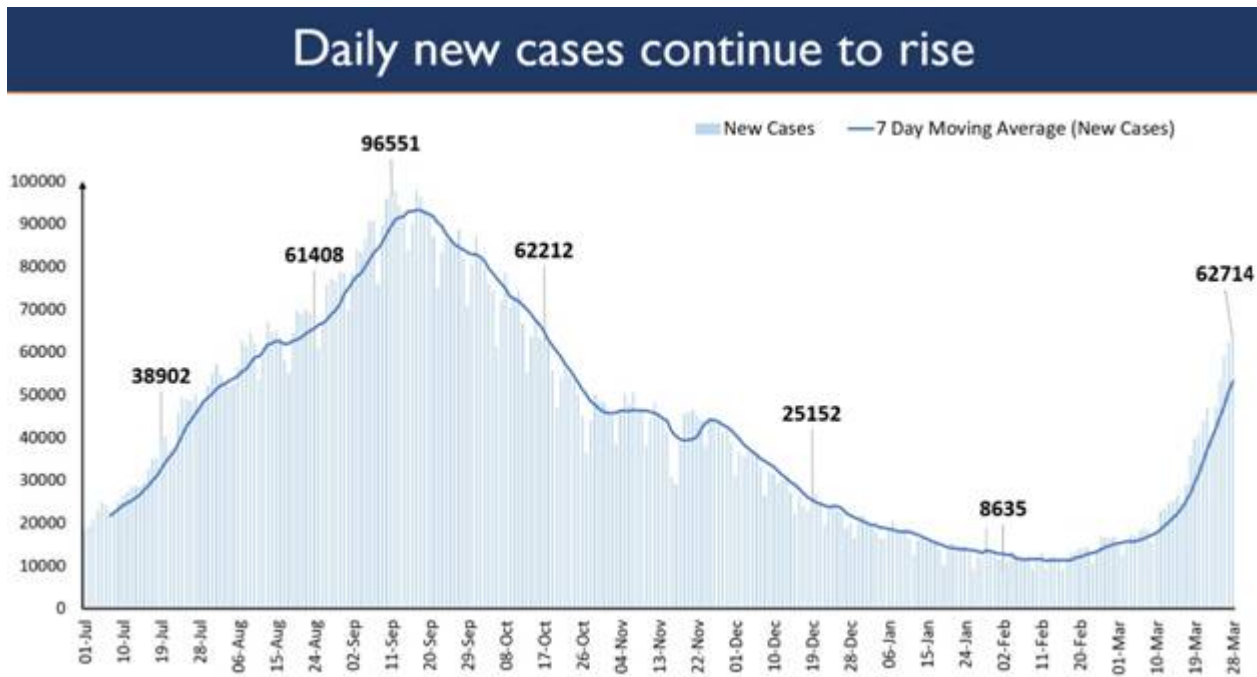
Ten states are displaying an upward trajectory in daily new cases.

States in Focus: Daily new cases trajectory





The following graph depicts trajectory of the rise in daily new cases across the country.

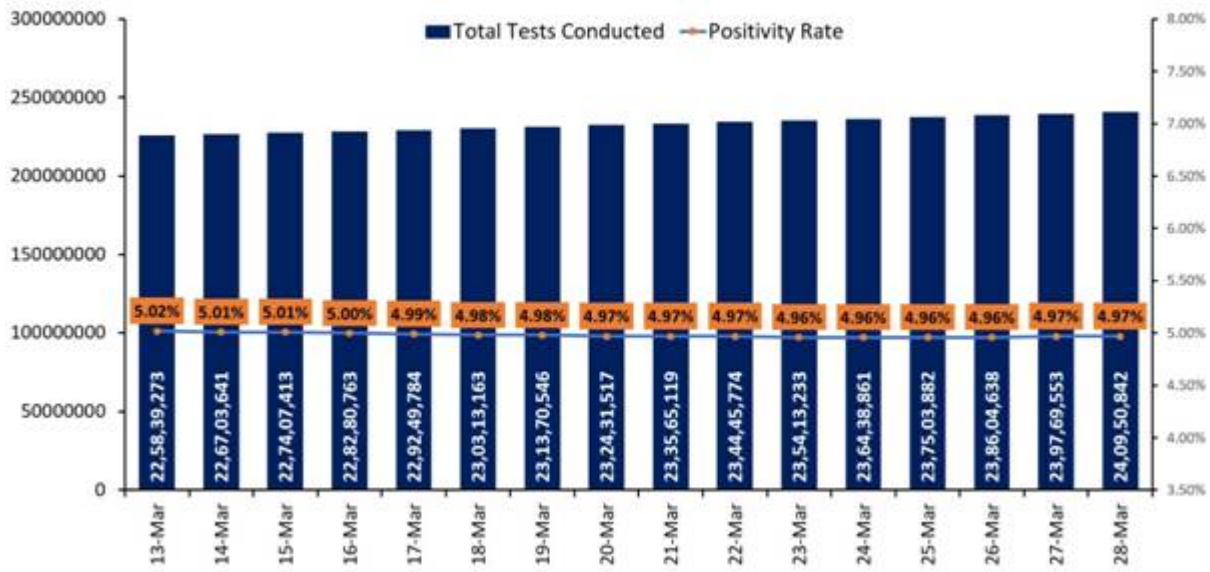


The Union Health Secretary chaired a high-level review meeting yesterday with Additional Chief Secretaries, Principal Secretaries and Secretaries (H&FW) of 12 States and Municipal Commissioners and District Collectors of 46 districts that are the most affected by rising cases and rising mortality because of COVID-19 and suggested a Five-Fold Strategy to curb the tide of new COVID cases. These States are Maharashtra, Gujarat, Haryana, Tamil Nadu, Chhattisgarh, Madhya Pradesh, West Bengal, Delhi, Jammu & Kashmir, Karnataka, Punjab and Bihar.

In another significant development, the total tests conducted across India have exceeded 24 crores while the cumulative Positivity Rate continues to remain below 5%.

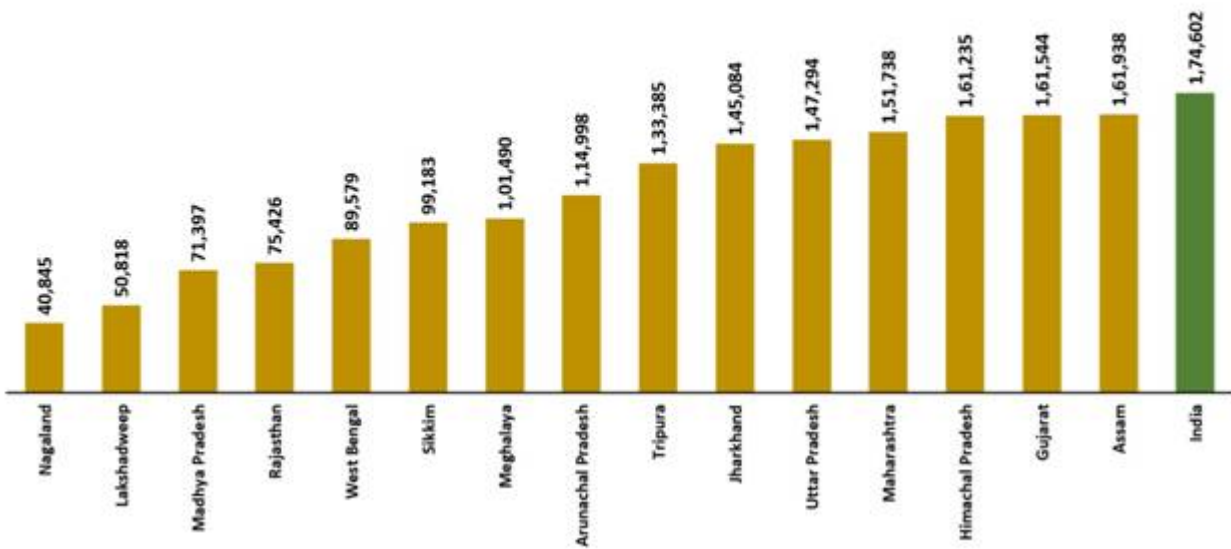


Tests conducted more than 24 cr & cumulative positivity rate less than 5.00%



Fifteen States/UTs have lower tests per million than the national average (1,74,602).

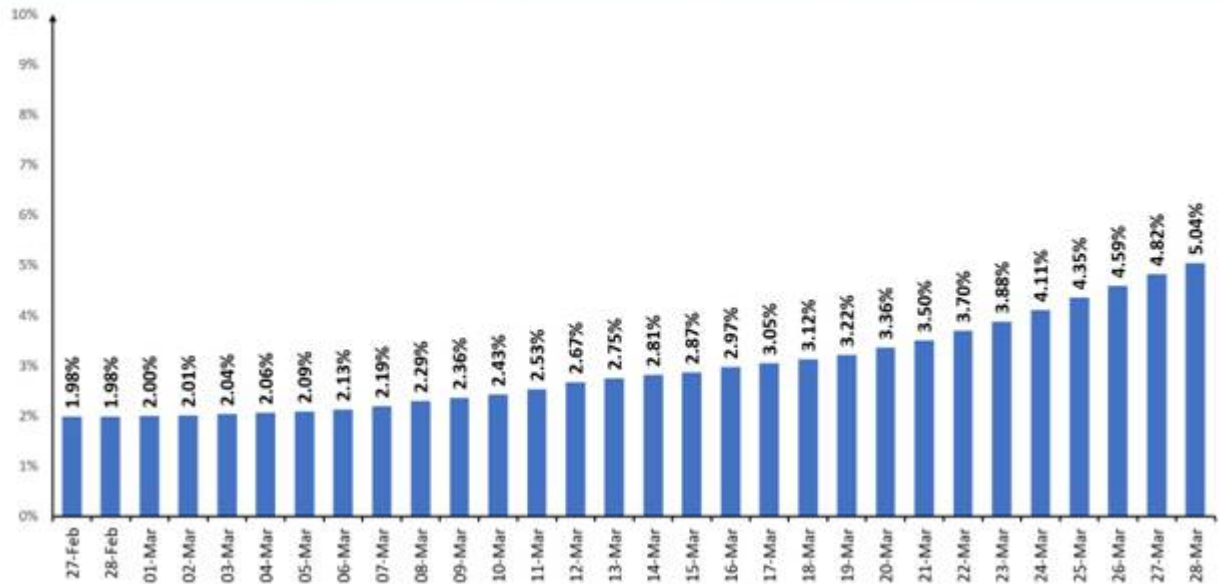
15 States/UTs have lower tests per million than national average



The daily positivity rate has increased slightly to over 5% (5.04%).



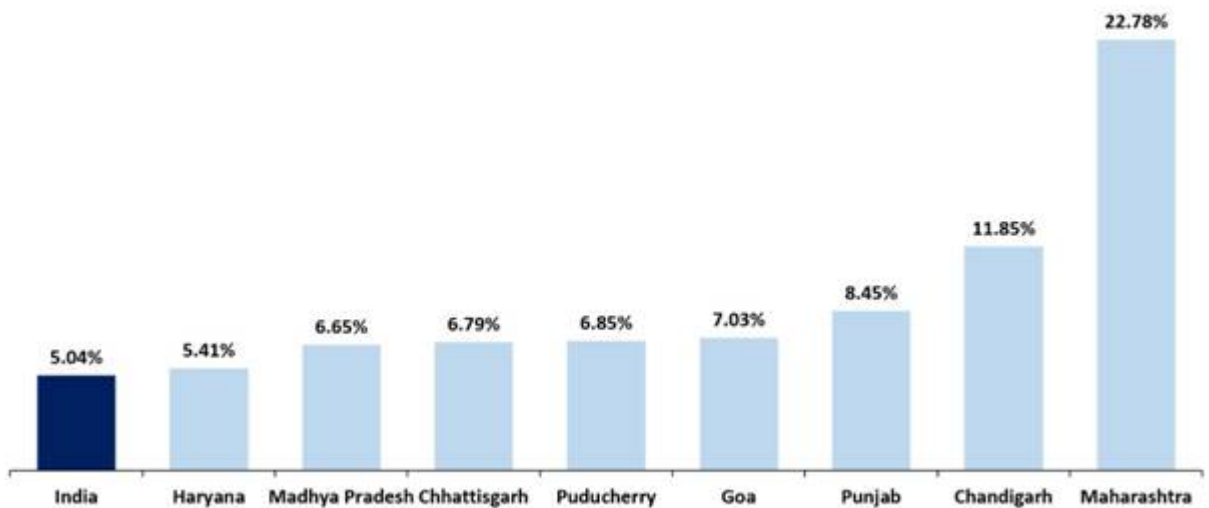
Daily Positivity Rate (7 Day Moving Average)



Eight States/UTs have a weekly positivity rate higher than the national average of 5.04%. Maharashtra leads all the states with a weekly positivity rate of 22.78%.

8 States/UTs have weekly positivity rate more than the national average

Weekly Positivity Rate (%)



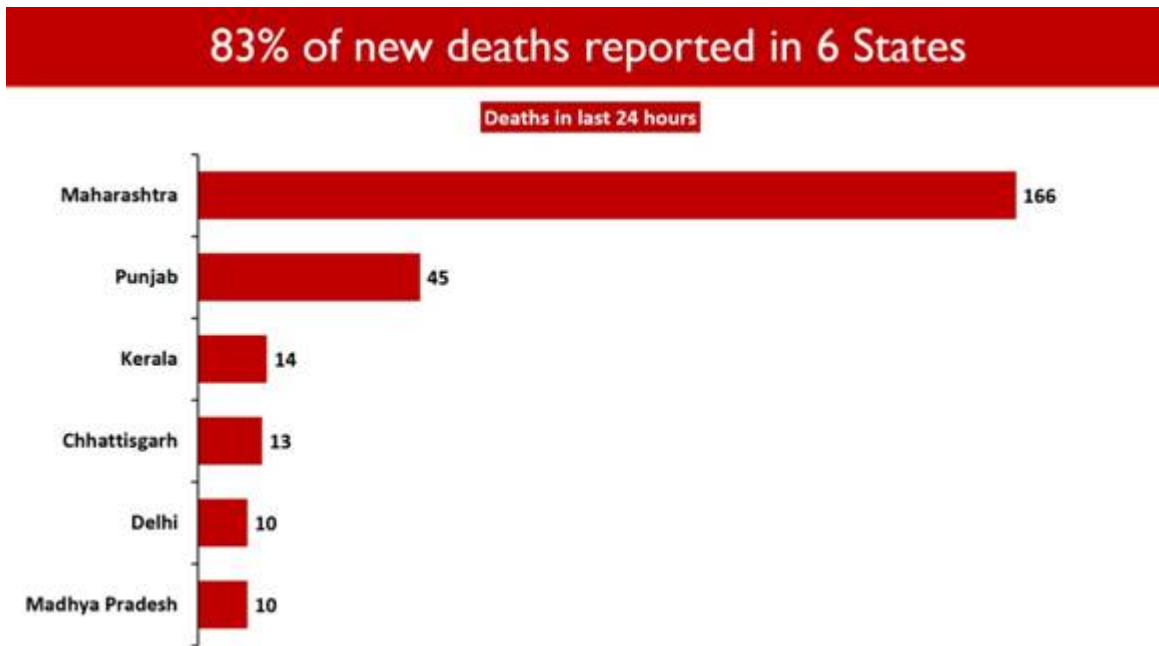
India's total Active Caseload has reached **4,86,310 today**, comprising **4.06%** of the total Positive Cases. A net incline of 33,663 cases recorded from the total active caseload in the last 24 hours.

India's cumulative recoveries stand at **1,13,23,762** today. The national Recovery Rate is **94.59%**.

28,739 recoveries were registered in the last 24 hours. Maharashtra has reported the maximum number of single day recoveries with 14,523 newly recovered cases.

312 deaths were reported in the last 24 hours.

f Six States account for **82.69%** of the new deaths. Maharashtra saw the maximum casualties (166). Punjab follows with 45 daily deaths and Kerala reported 14 deaths in the last 24 hours.



Fourteen States/UTs have not reported any COVID19 deaths in the last 24 hours. These are Rajasthan, Andhra Pradesh, Assam, Lakshadweep, Ladakh (UT), D&N & D&N, Manipur, Meghalaya, Mizoram, Sikkim, Tripura, A&N Islands, Nagaland and Arunachal Pradesh.

MV

HFV/COVID States data/28thMarch2021/1

(Release ID: 1708173) Visitor Counter : 1

Read this release in: Odia , Malayalam , Urdu , Hindi , Marathi , Assamese , Punjabi , Gujarati , Tamil , Telugu