



Ministry of Health and Family Welfare



Maharashtra, Punjab, Gujarat, Chhattisgarh, Karnataka and Tamil Nadu report a rise in Daily New Cases; account for 81% of daily new cases



Cumulative COVID19 vaccine doses inching closer to 5 cr



A record 32,53,095 vaccinations in the last 24 hours

Posted On: 23 MAR 2021 11:40AM by PIB Delhi

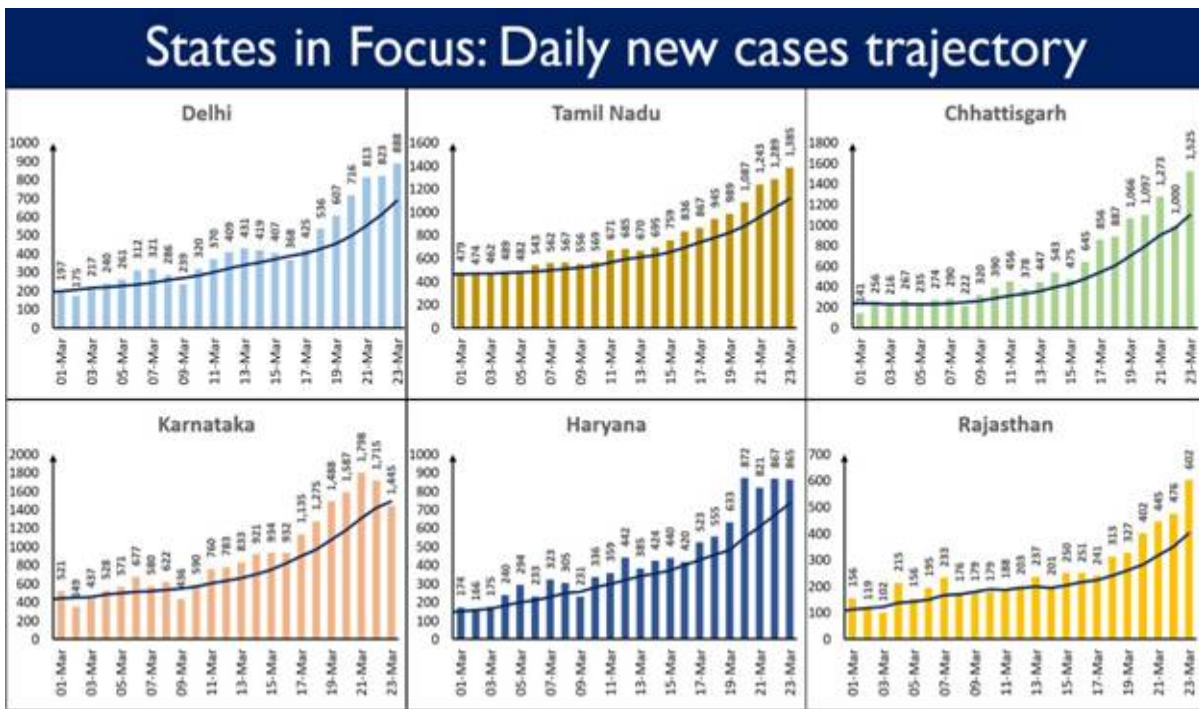
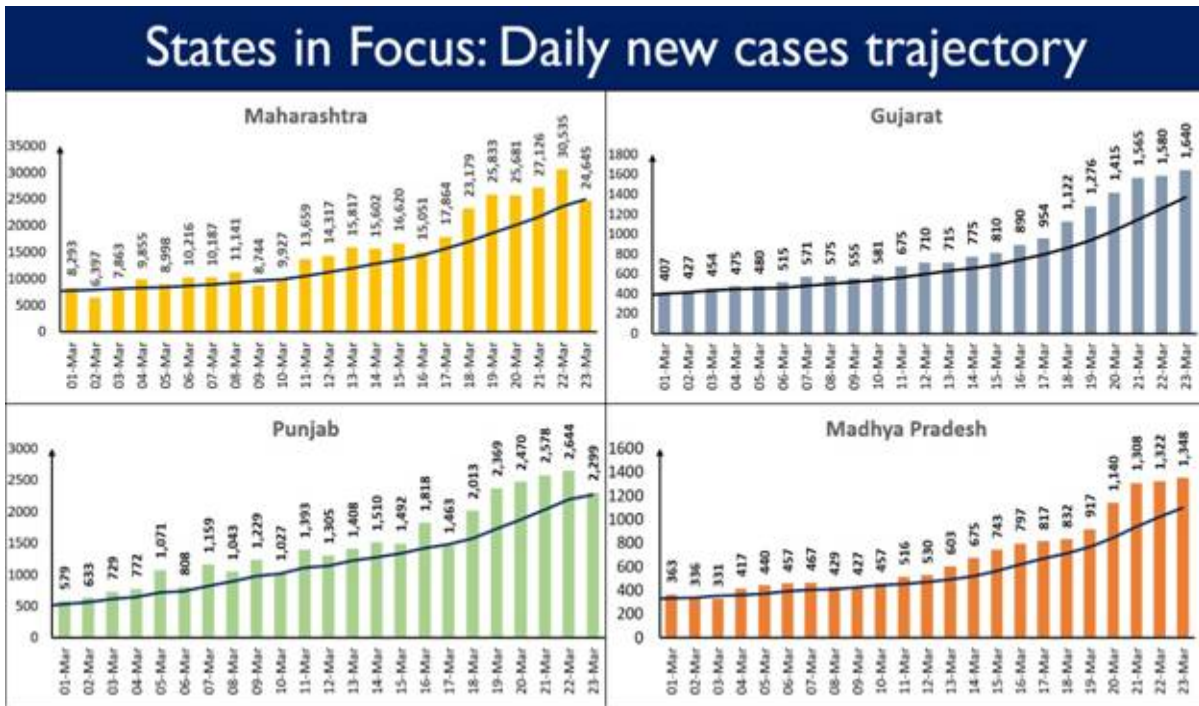
Six States- Maharashtra, Punjab, Karnataka, Gujarat, Chhattisgarh and Tamil Nadu- are reporting a surge in daily new cases. They together account for **80.90% of the new cases (40,715)** reported in last 24 hours.

Maharashtra continues to report the highest daily new cases at 24,645 (60.53%). It is followed by Punjab with 2,299 while Gujarat reported 1,640 new cases.

### 81% of new cases reported in 6 States



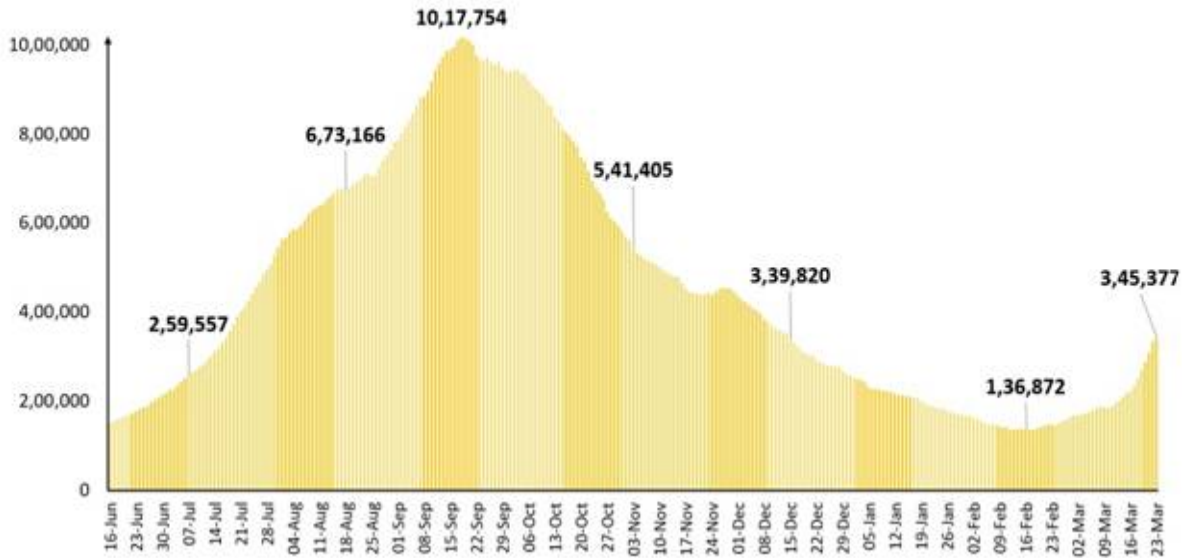
Ten states, as highlighted here, are displaying an upward trajectory in daily new cases.



India's total Active Caseload is rising after touching its lowest mark in mid-February. It stands at **3.45 lakh (3,45,377)** today. A net incline of **10,731** cases recorded from the total active caseload in the last 24 hours.

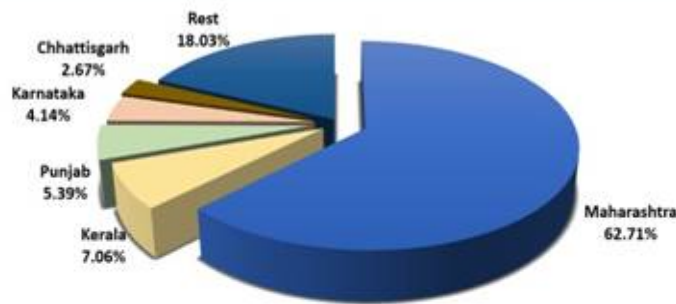


## Rise in active cases continue after touching its lowest mark in mid-feb



Three states, Maharashtra, Kerala and Punjab, account for 75.15% of total active cases in the country. Maharashtra alone accounts for 62.71% of the total active cases in the country.

## 3 States account for 75% of total active cases in the country



### Top 5 Districts (Punjab)

Jalandhar	2,579
SAS Nagar	2,416
Ludhiana	2,019
Patiala	1,961
Hoshiarpur	1,766

### Top 5 Districts (Kerala)

Ernakulam	2,797
Pathanamthitta	2,322
Kannur	2,187
Palakkad	2,067
Kasaragod	2,045

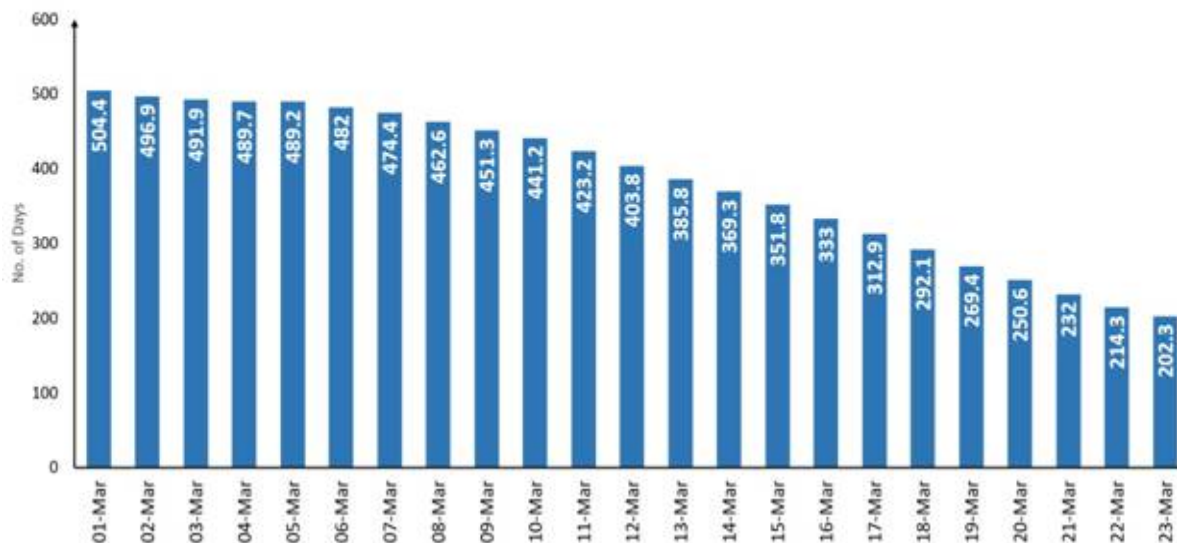
### Top 5 Districts (Maharashtra)

Pune	39,492
Nagpur	31,429
Mumbai	23,671
Thane	20,663
Nashik	16,035

The graph below indicates the trajectory of the doubling time of COVID19 cases in India.

The Doubling Time has decreased from 504.4 on 1<sup>st</sup> March, 2021 to 202.3 on 23<sup>rd</sup> March, 2021.

## India Trajectory: Doubling Time of the Covid-19 Cases



Over 4.8 cr (4,84,94,594) vaccine doses have been administered through 7,84,612 sessions, as per the provisional report till 7 am today. **The 1<sup>st</sup> dose administration has crossed 4 cr mark today (4,06,31,153).**

These include 78,59,579 HCWs (1<sup>st</sup> dose), 49,59,964 HCWs (2<sup>nd</sup> dose), 82,42,127 FLWs (1<sup>st</sup> dose) and 29,03,477 FLWs (2<sup>nd</sup> Dose), 42,98,310 beneficiaries aged more than 45 years with specific co-morbidities (1<sup>st</sup> Dose) and **more than 2 cr (2,02,31,137) beneficiaries aged more than 60 years.**

HCWs		FLWs		45 to <60 years with Co-morbidities	Over 60 years	Total
1 <sup>st</sup> Dose	2 <sup>nd</sup> Dose	1 <sup>st</sup> Dose	2 <sup>nd</sup> Dose	1 <sup>st</sup> Dose	1 <sup>st</sup> Dose	
78,59,579	49,59,964	82,42,127	29,03,477	42,98,310	2,02,31,137	4,84,94,594

As on Day-66 of the vaccination drive (22<sup>nd</sup> March, 2021), more than **32 lakh (32,53,095)** vaccine doses were given. Out of which, **29,03,030** beneficiaries were vaccinated across 48,345 sessions for 1<sup>st</sup> dose (HCWs and FLWs) and **3,50,065** HCWs and FLWs received 2<sup>nd</sup> dose of vaccine.

**Date: 22<sup>nd</sup> March, 2021**



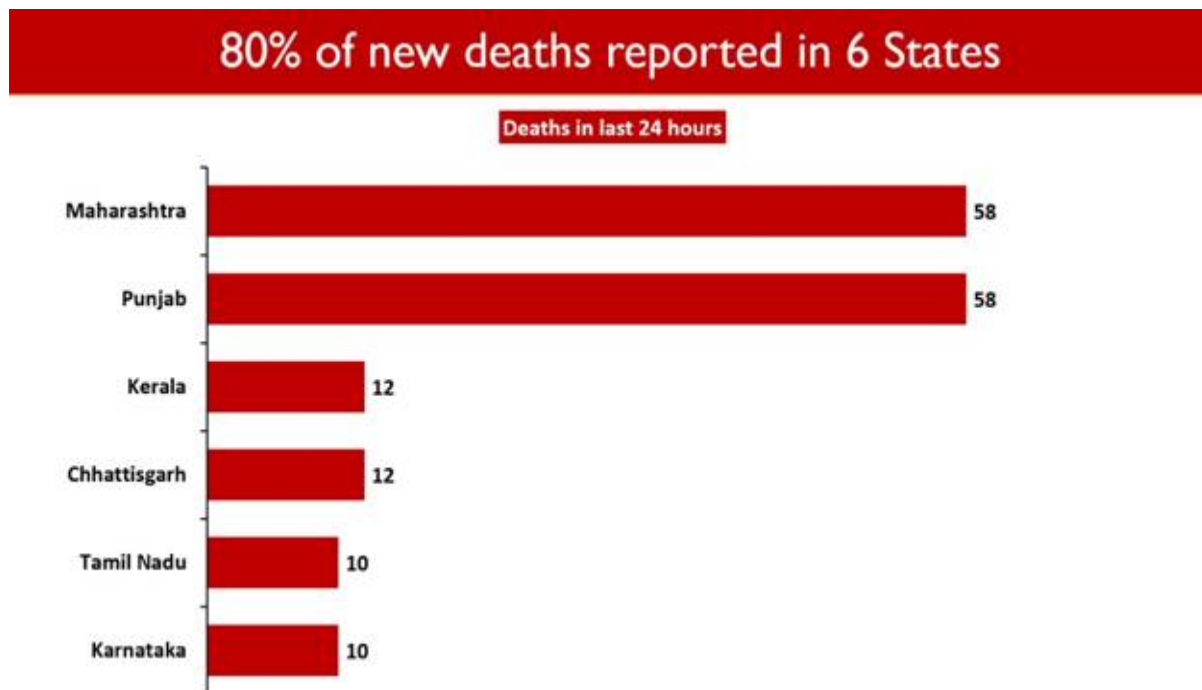
HCWs		FLWs		45to<60 years with Co-morbidities		Over 60years		Total Achievement	
1 <sup>st</sup> Dose	2 <sup>nd</sup> Dose	1 <sup>st</sup> Dose	2 <sup>nd</sup> Dose	1 <sup>st</sup> Dose	1 <sup>st</sup> Dose	1 <sup>st</sup> Dose	2 <sup>nd</sup> Dose		
69,929	73,804	1,42,159	2,76,261	5,59,930	21,31,012	29,03,030	3,50,065		

India's cumulative recoveries stand at **1,11,81,253** today. The national Recovery Rate is **95.67%**.

**29,785** recoveries were registered in the last 24 hours.

**199 deaths** were reported in the last 24 hours.

Six States account for **80.4%** of the daily deaths. Maharashtra and Punjab each reported 58 casualties. Kerala and Chhattisgarh follow with 12 deaths each.



**Fourteen States/UTs have not reported any COVID19 deaths in the last 24 hours.** These are J&K (UT), Goa, Uttarakhand, Odisha, Lakshadweep, Sikkim, D&D & D&N, Ladakh (UT), Manipur, Meghalaya, Mizoram, A&N Islands, Arunachal Pradesh and Nagaland.

\*\*\*\*

MV/SJ



HFW/COVID States data/23<sup>rd</sup>March2021/1



(Release ID: 1706832) Visitor Counter : 299



Read this release in: Urdu , Marathi , Hindi , Bengali , Punjabi , Gujarati , Odia , Tamil , Telugu , Malayalam

