



Ministry of Health and Family Welfare



India scales several peaks in its fight against COVID19



Over 3.29crore Vaccine Doses administered across the country



Highest coverage in a Single Day with over 3 million vaccinations yesterday

More than 1 crore beneficiaries aged over 60 years covered in just 15 days

Posted On: 16 MAR 2021 11:23AM by PIB Delhi

In its collaborative fight against the COVID19 pandemic, India has scaled several peaks today. In a significant development, the total vaccination coverage in India has **crossed the 3.29 crore**.

Yesterday, India also recorded the **highest vaccinations in a day with over 3 million** vaccine doses administered.

The coverage of **beneficiaries aged over 60 years** has crossed **1 crore in just 15 days**.

3,29,47,432 vaccine doses have been administered through 5,55,984 sessions, as per the provisional report till 7 am today. These include 74,46,983 HCWs (1st dose), 44,58,616 HCWs (2nd dose), 74,74,406 FLWs (1st dose) and 14,09,332 FLWs (2nd Dose), 18,88,727 beneficiaries aged more than 45 years with specific co-morbidities (1st Dose) and 1,02,69,368 beneficiaries aged more than 60 years.

HCWs		FLWs		45 to <60 years with Co-morbidities	Over 60 years	Total
1 st Dose	2 nd Dose	1 st Dose	2 nd Dose	1 st Dose	1 st Dose	
74,46,983	44,58,616	74,74,406	14,09,332	18,88,727	1,02,69,368	3,29,47,432

As on Day-59 of the vaccination drive (15th March, 2021), total **30,39,394** vaccine doses were given. Out of which, 26,27,099 beneficiaries were vaccinated across 42,919 sessions for 1st dose (HCWs and FLWs) and 4,12,295 HCWs and FLWs received 2nd dose of vaccine.

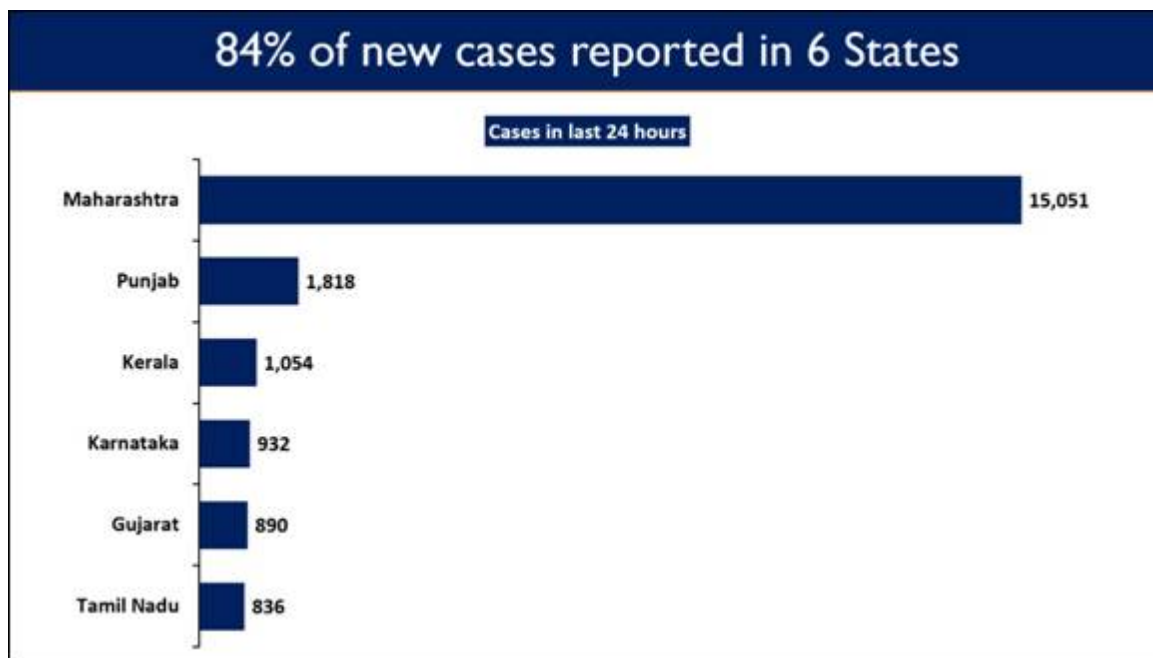
Date: 15th March, 2021

HCWs		FLWs		45 to < 60 years with Co-morbidities	Over 60 years	Total Achievement	
1 st Dose	2 nd Dose	1 st Dose	2 nd Dose	1 st Dose	1 st Dose	1 st Dose	2 nd Dose
91,228	1,53,498	1,33,983	2,58,797	4,24,713	19,77,175	26,27,099	4,12,295

Five States, Maharashtra, Punjab, Karnataka, Gujarat and Tamil Nadu, continue to report a surge in the COVID daily new cases. **79.73%** of the new cases are reported from these states in the past 24 hours.

24,492 new cases were registered in the last 24 hours.

Maharashtra has reported the highest daily new cases at 15,051. It is followed by Punjab with 1,818 while Kerala reported 1,054 new cases.

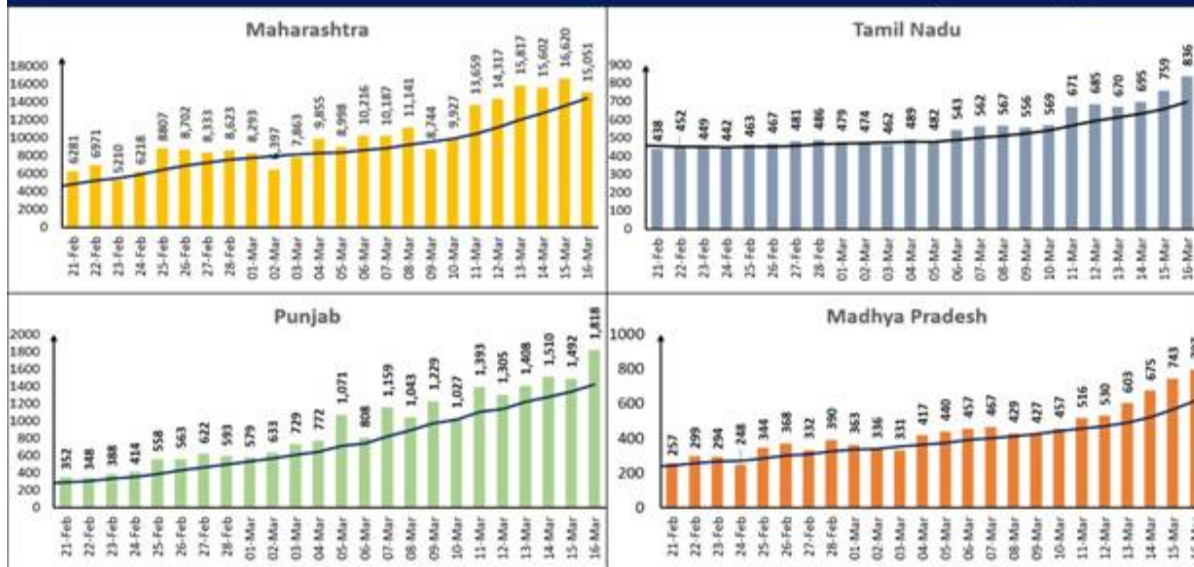


Eight states are displaying an upward trajectory in daily new cases. These are Maharashtra, Tamil Nadu, Punjab, Madhya Pradesh, Delhi, Gujarat, Karnataka and Haryana.

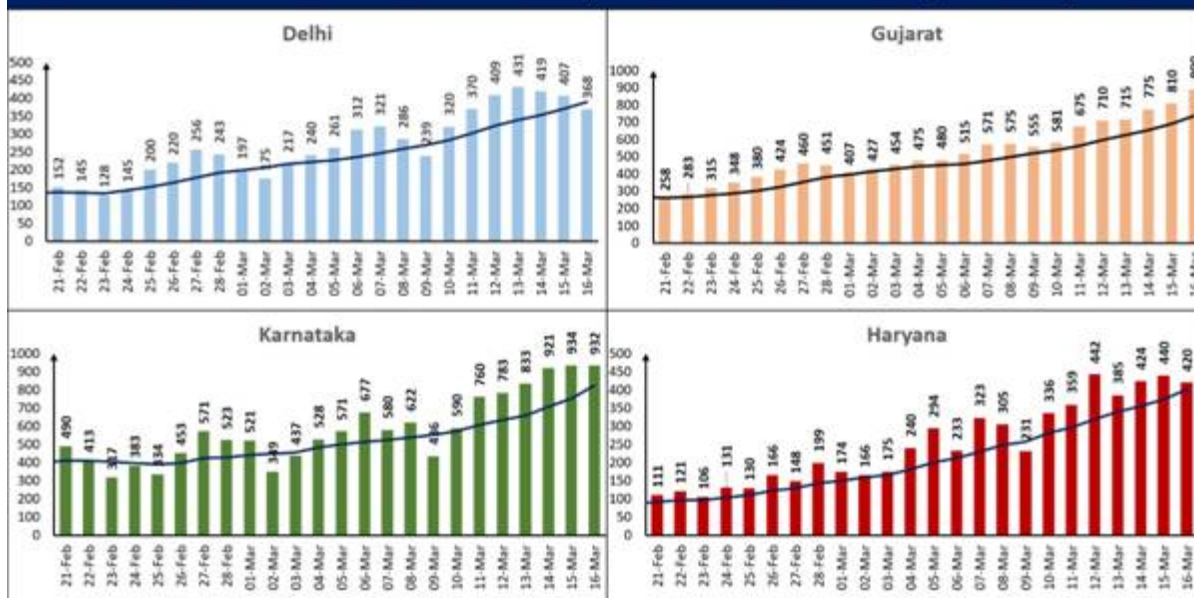
Kerala is reporting a consistently declining trend over the last one month.



States in Focus: Daily new cases trajectory



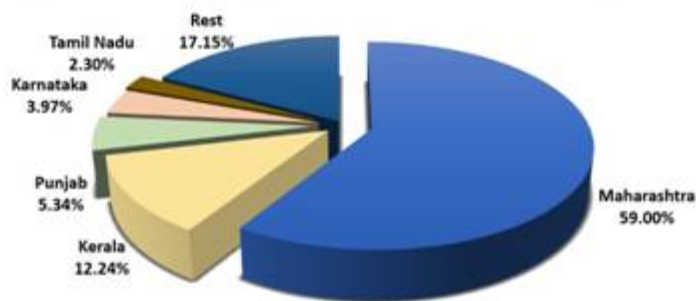
States in Focus: Daily new cases trajectory



India's total Active Caseload has reached **2,23,432 today**. India's present active caseload now stands at **1.96%** of India's total Positive Cases.

Maharashtra, Kerala and Punjab cumulatively account for **76.57%** of India's total active cases.

3 States account for 77% of total active cases in the country



Top 5 Districts (Punjab)

Jalandhar	1,585
SAS Nagar	1,338
Hoshiarpur	1,301
Patiala	1,201
SBS Nagar	1,173

Top 5 Districts (Kerala)

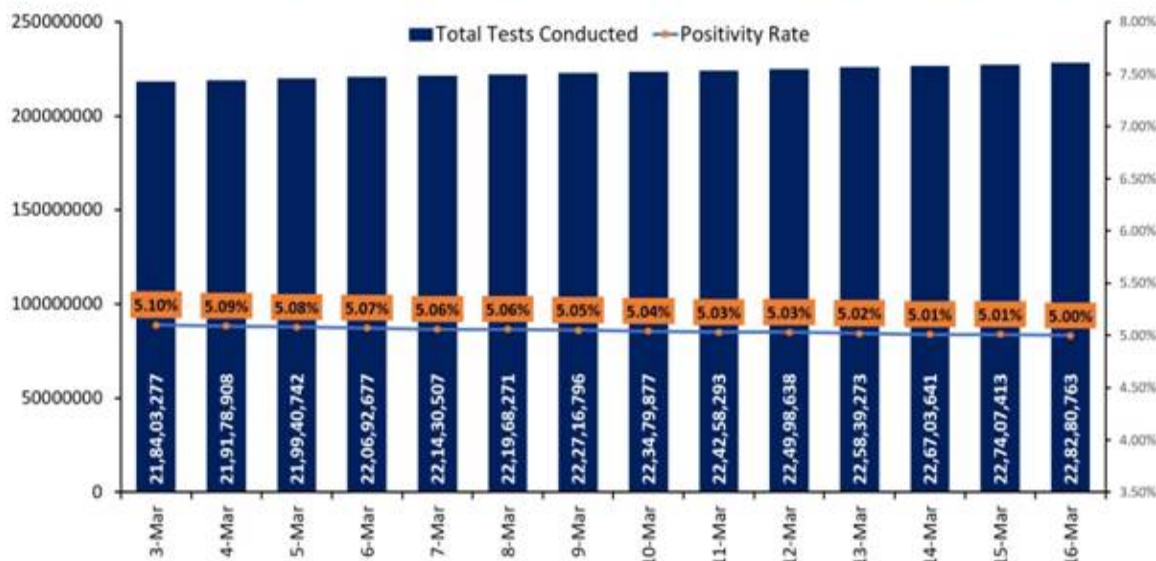
Ernakulam	3,282
Pathanamthitta	2,564
Kannur	2,493
Thrissur	2,299
Kozhikode	2,205

Top 5 Districts (Maharashtra)

Pune	26,468
Nagpur	18,114
Mumbai	13,309
Thane	12,680
Nashik	8,035

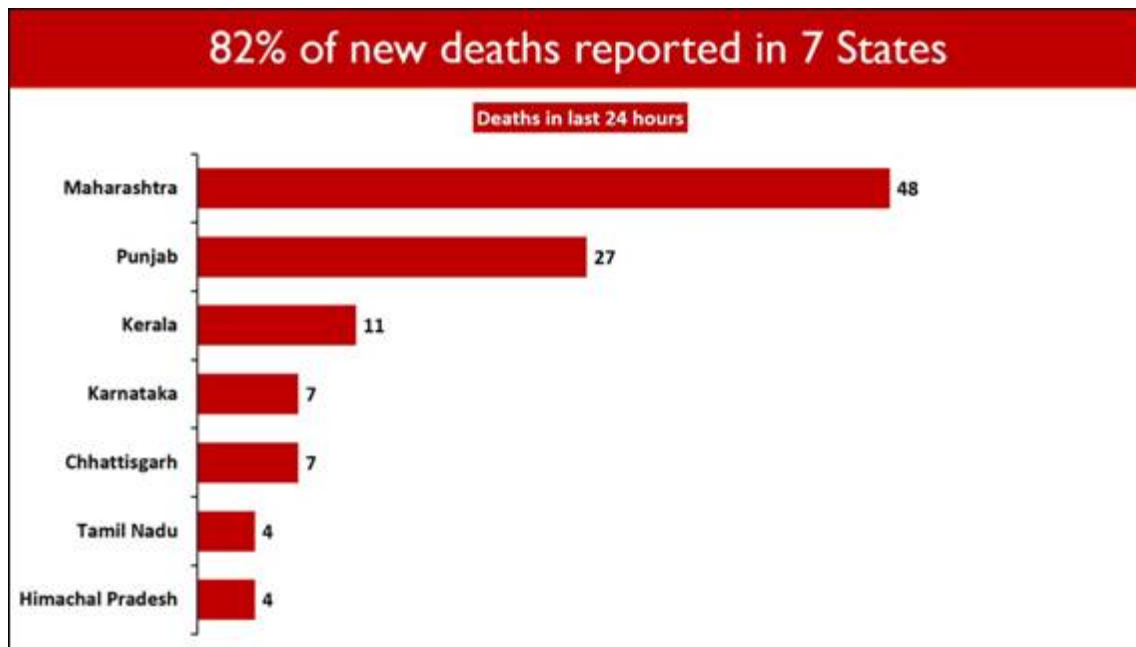
Total tests conducted in the country has surpassed **22.8 Cr (22,82,80,763)**. The cumulative national Positivity Rate currently stands at 5%.

Tests conducted more than 22.8 cr & cumulative positivity rate at 5.00%



131 deaths were reported in the last 24 hours.

Seven States account for **82.44%** of the new deaths. Maharashtra saw the maximum casualties (48). Punjab follows with 27 daily deaths and Kerala reported 11 deaths in the last 24 hours.



Sixteen States/UTs have not reported any COVID19 deaths in the last 24 hours. These are Rajasthan, Chandigarh, J&K (UT), Odisha, Jharkhand, Lakshadweep, Sikkim, Ladakh (UT), D&D & D&N, Meghalaya, Manipur, Tripura, Nagaland, Mizoram, A&N Islands and Arunachal Pradesh.

MV/SJ

HFW/COVID States data/16thMarch2021/1

(Release ID: 1705043) Visitor Counter : 489

Read this release in: Urdu , Marathi , Hindi , Bengali , Punjabi , Gujarati , Odia , Tamil , Telugu