



Ministry of Health and Family Welfare



More than 1.8 cr COVID19 Vaccine Doses Administered across the Country



Nearly 14 Lakh Vaccination Doses given in the last 24 hours



Maharashtra, Punjab, Haryana, Gujarat, MP and Delhi exhibiting a steep rise in Daily New Cases

No new COVID19 Fatality reported in 18 States/UTs in the last 24 hours

Posted On: 05 MAR 2021 11:31AM by PIB Delhi

India has registered a cumulative figure of **more than 1.8 crore (1,80,05,503)** COVID19 Vaccination doses, as per the provisional report till 7 am today.

These include 68,53,083 HCWs (1st dose), 31,41,371 HCWs (2nd dose), 60,90,931 FLWs (1st dose) and 67,297 FLWs (2nd Dose), 2,35,901 beneficiaries aged more than 45 years with specific co-morbidities (1st Dose) and 16,16,920 beneficiaries aged more than 60 years.

HCWs		FLWs		45 to <60 years with Co-morbidities	Over 60 years	Total
1 st Dose	2 nd Dose	1 st Dose	2 nd Dose	1 st Dose	1 st Dose	
68,53,083	31,41,371	60,90,931	67,297	2,35,901	16,16,920	1,80,05,503

Nearly 14 lakh (13,88,170) vaccine doses were given yesterday, Day-48 of the vaccination drive (4th March, 2021).

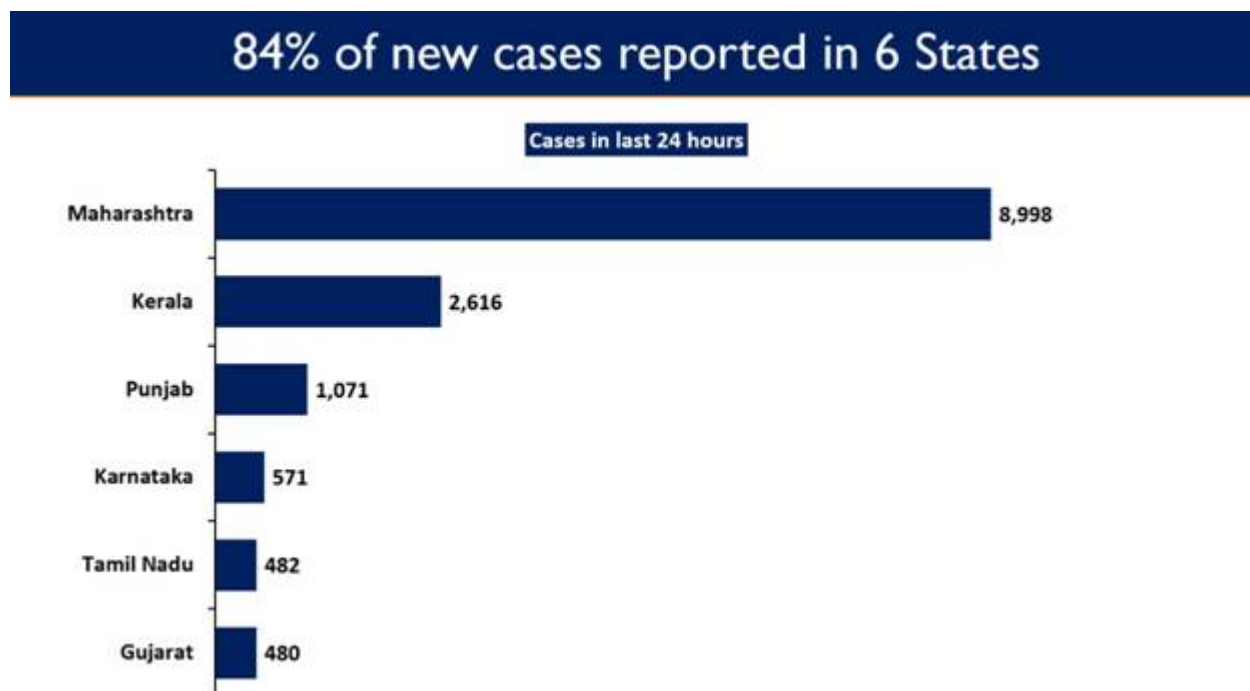
10,56,808 beneficiaries were vaccinated across 16,081 sessions for 1st dose (HCWs and FLWs) and 3,31,362 HCWs and FLWs received 2nd dose of vaccine.

Date: 4th March, 2021

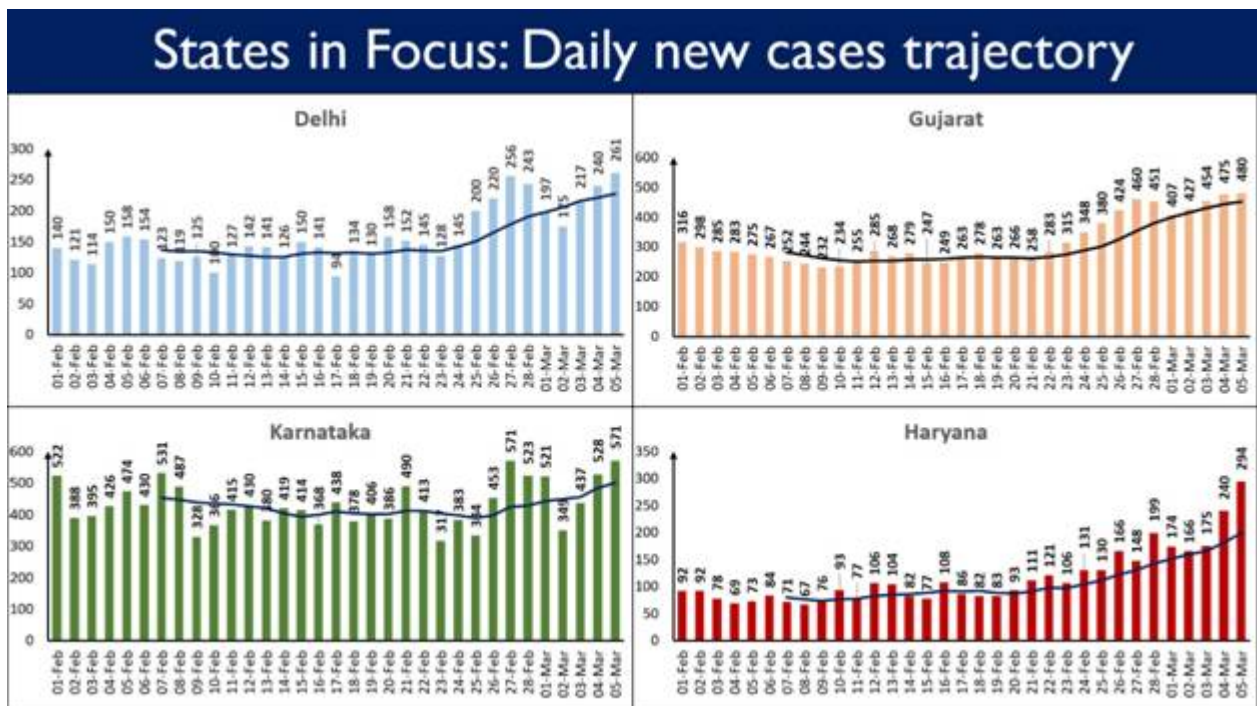
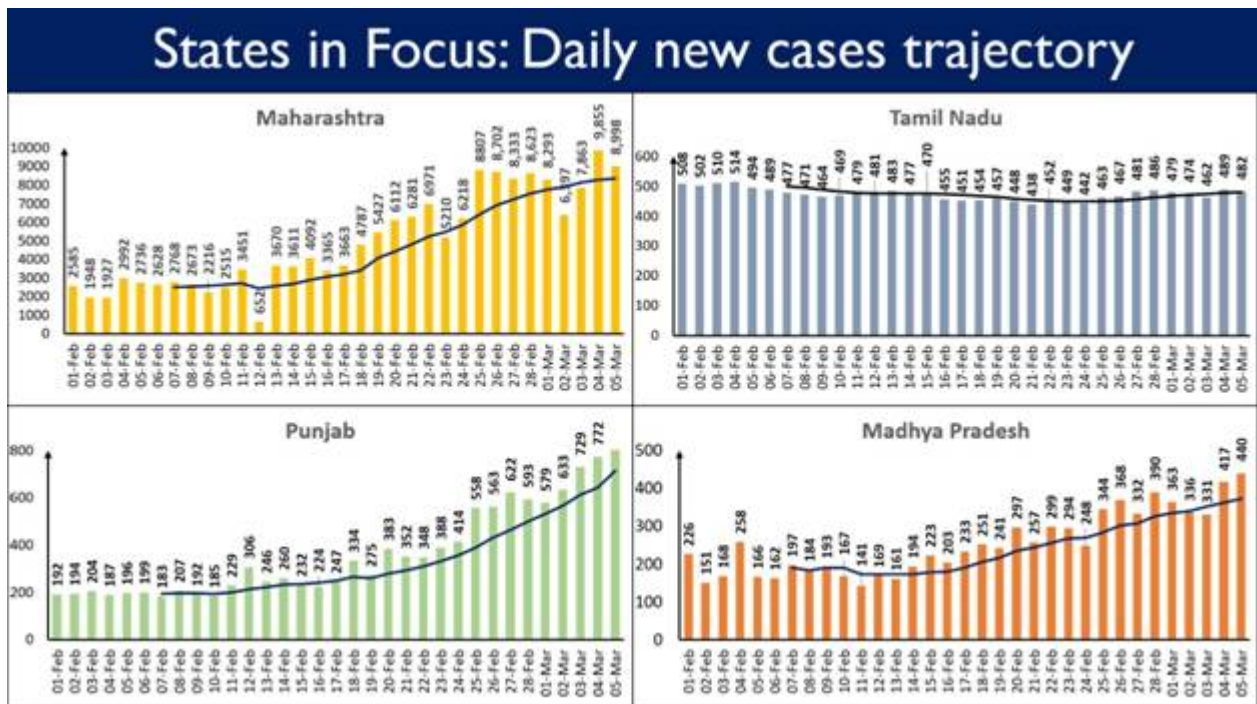
HCWs		FLWs		45 to <60 years with Co- morbidity	Over 60years	Total Achievement	
1 st Dose	2 nd Dose	1 st Dose	2 nd Dose	1 st Dose	1 st Dose	1 st Dose	2 nd Dose
62,143	2,68,267	2,86,653	63,095	92,109	6,15,903	10,56,808	3,31,362

On the other hand, six States, Maharashtra, Punjab, Haryana, Gujarat, MP and Delhi, have reported high daily new cases in the last 24 hours. **84.44% of the new cases** reported in last 24 hours (**16,838**) are from these six States.

Maharashtra continues to report the highest daily new cases at 8,998. It is followed by Kerala with 2,616 while Punjab reported 1,071 new cases.



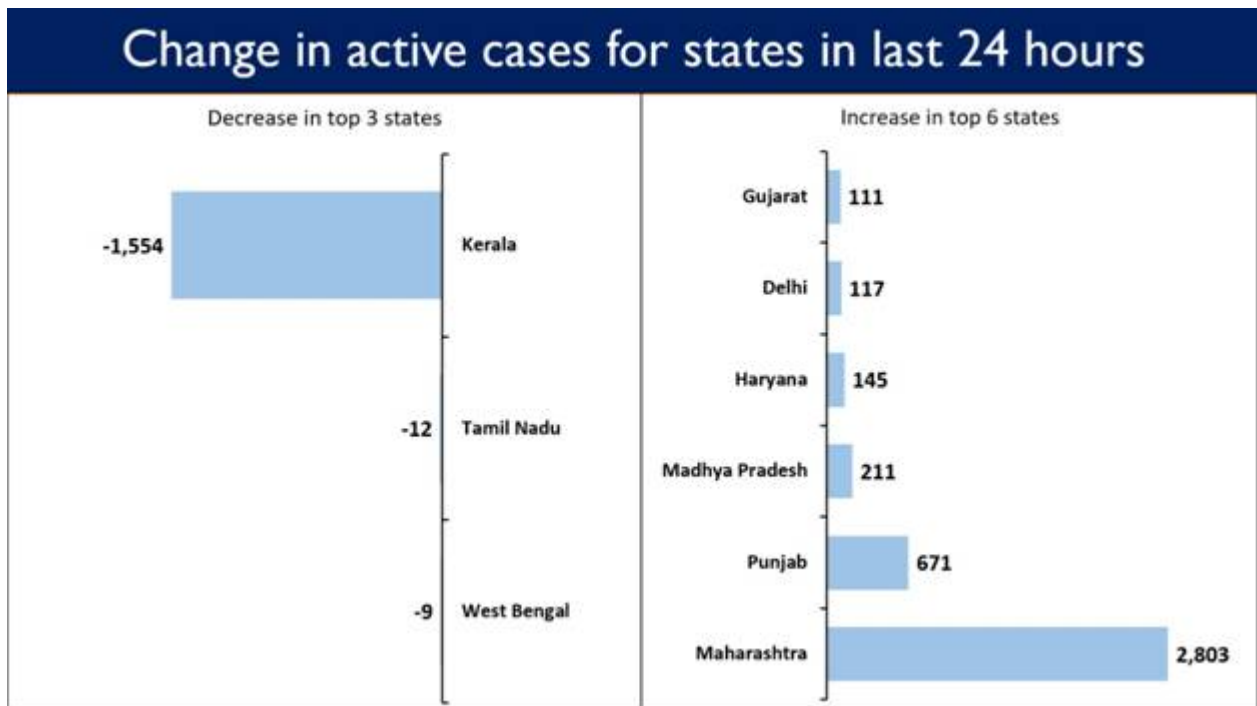
Eight states are displaying an upward trajectory in daily new cases.



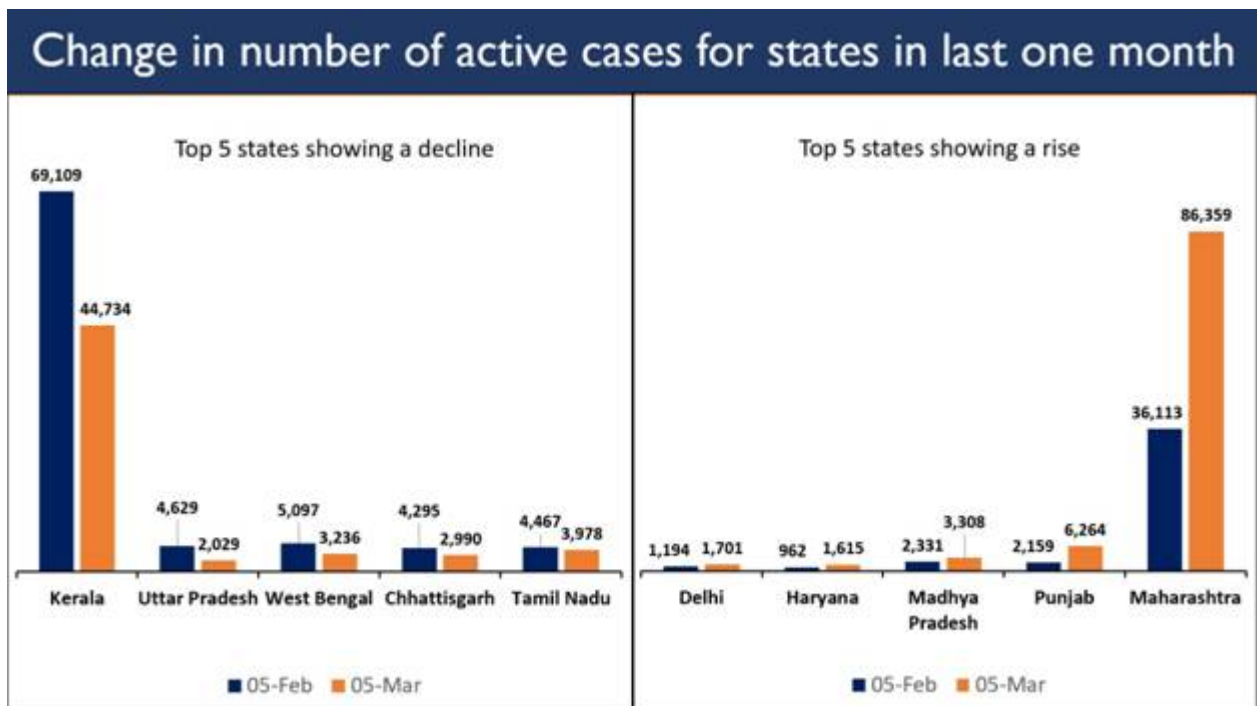
India’s total Active Caseload stands at 1.76 lakh (**1,76,319**) today. The country’s present active caseload consists of **1.58%** of the total Positive Cases.

The graph below shows the change in active cases for States/UTs in the last 24 hours. Kerala, Tamil Nadu and West Bengal have shown a reduction in the active cases in the last 24 hours.

On the other hand, Maharashtra, Punjab, Madhya Pradesh, Haryana, Delhi and Gujarat display a rise in the active cases during the same time period.



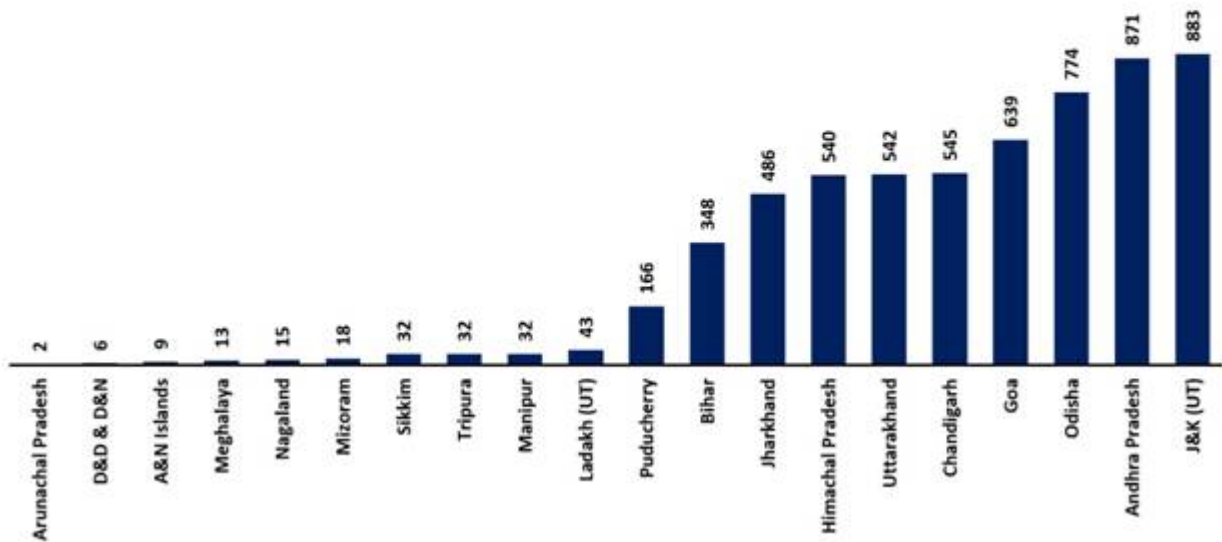
The graph below shows the change in number of active cases for states in the last one month. Kerala, UP, West Bengal, Chhattisgarh and Tamil Nadu are the top 5 states showing a decline in active cases in the last one month, while Maharashtra, Punjab, Madhya Pradesh, Haryana and Delhi are the top 5 states showing a rise in active cases.



20 States/UTs have less than 1000 Active Cases.
 Arunachal Pradesh reported only 2 Active Cases.

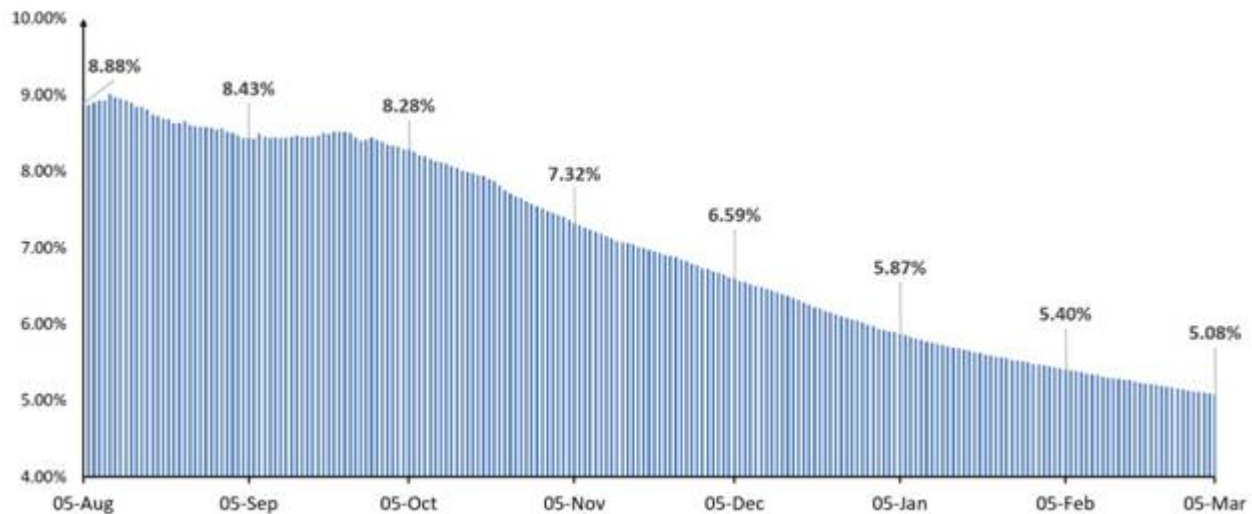


20 States & UTs have less than 1,000 active cases



The Cumulative Positivity Rate of the country shows a continuous decline. It stands at 5.08% today.

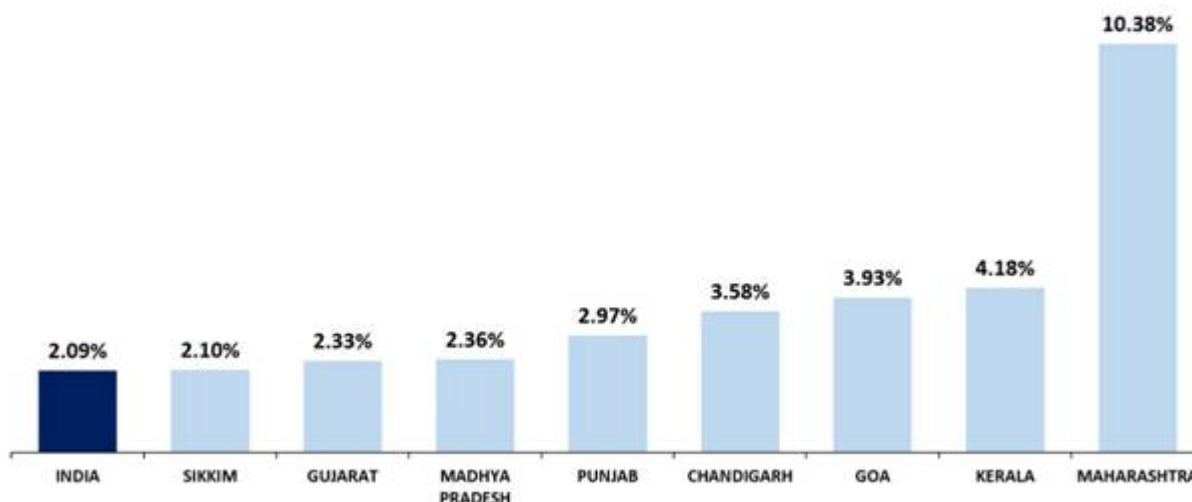
Continuous decline in cumulative positivity rate



Eight States display a weekly positivity rate higher than the national average (2.09%). Among them, Maharashtra stands out with a weekly positivity rate of 10.38%.

8 States/UTs have weekly positivity rate more than the national average

Weekly Positivity Rate (%)

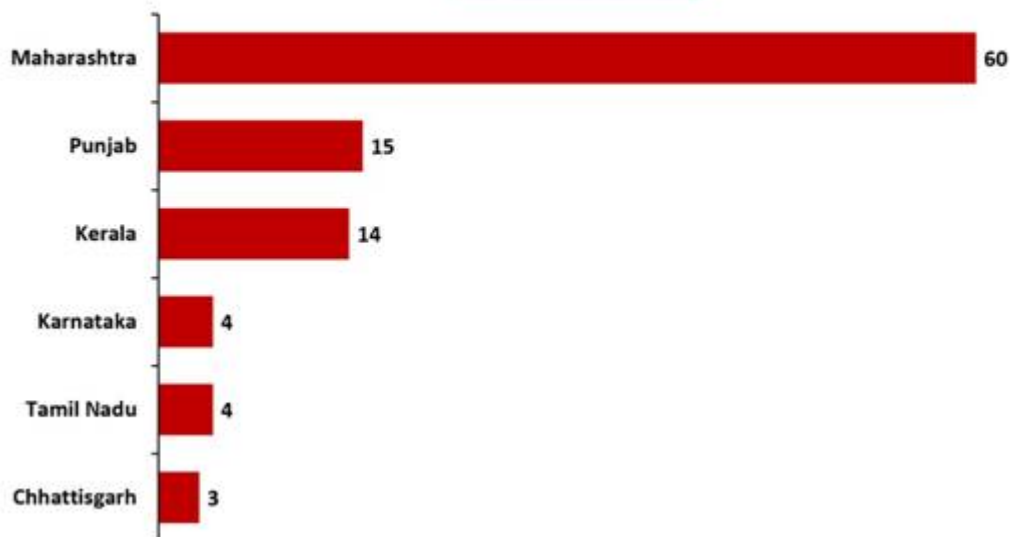


113 deaths were reported in the last 24 hours.

Six States account for **88.5%** of the new deaths. Maharashtra saw the maximum casualties (60). Punjab follows with 15 daily deaths. Kerala reported 14 deaths.

89% of new deaths reported in 6 States

Deaths in last 24 hours



Eighteen States/UTs have not reported any COVID19 deaths in the last 24 hours. These are A&N Islands, Arunachal Pradesh, Assam, Chandigarh, D&D & D&N, Gujarat, Haryana, Himachal Pradesh, Ladakh (UT), Manipur, Meghalaya, Mizoram, Nagaland, Odisha, Puducherry, Sikkim, Tripura and Uttarakhand.

f MV/SJ
HFW/COVID States data/5thMarch2021/1



(Release ID: 1702634) Visitor Counter : 333



Read this release in: Urdu , Hindi , Marathi , Assamese , Bengali , Punjabi , Gujarati , Tamil , Telugu , Malayalam



in