



Ministry of Health and Family Welfare

# Maharashtra, Kerala, Punjab, Tamil Nadu, Gujarat and Karnataka continue to report a High Number of Daily New COVID Cases



## More than 1.66 cr vaccine doses administered till 7 am today

## Nearly 1 million doses given in the last 24 hours

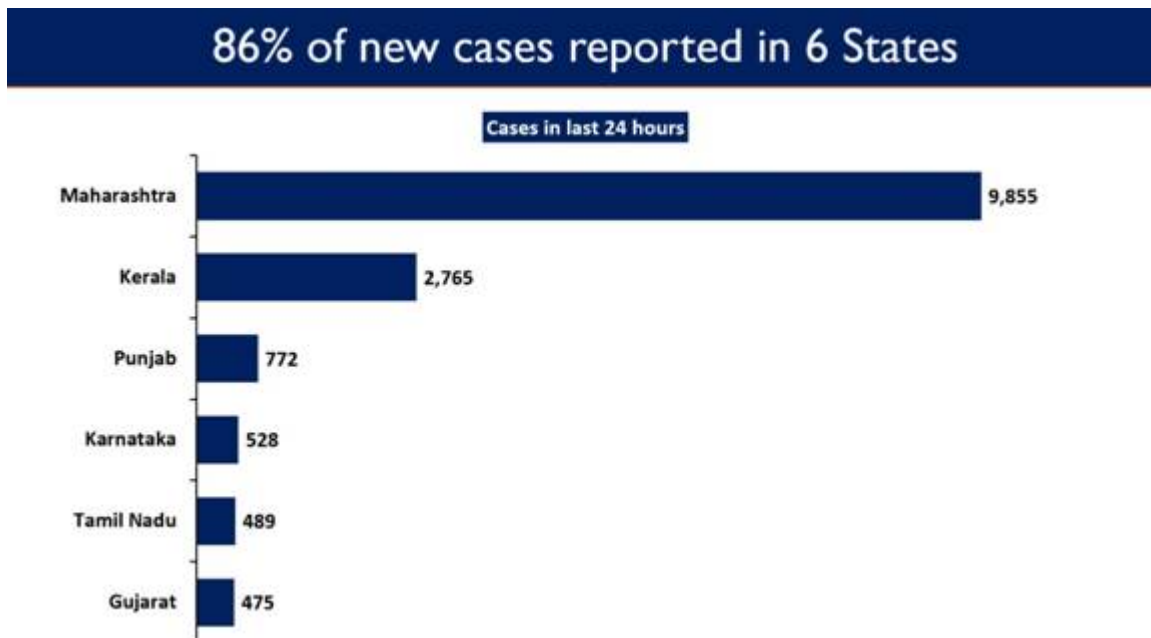
Posted On: 04 MAR 2021 11:45AM by PIB Delhi

Maharashtra, Kerala, Punjab, Tamil Nadu, Gujarat and Karnataka continue to report a surge in the COVID daily new cases. They cumulatively account for **85.51% of the new cases reported in the past 24 hours.**

17,407 new cases were registered in the last 24 hours.

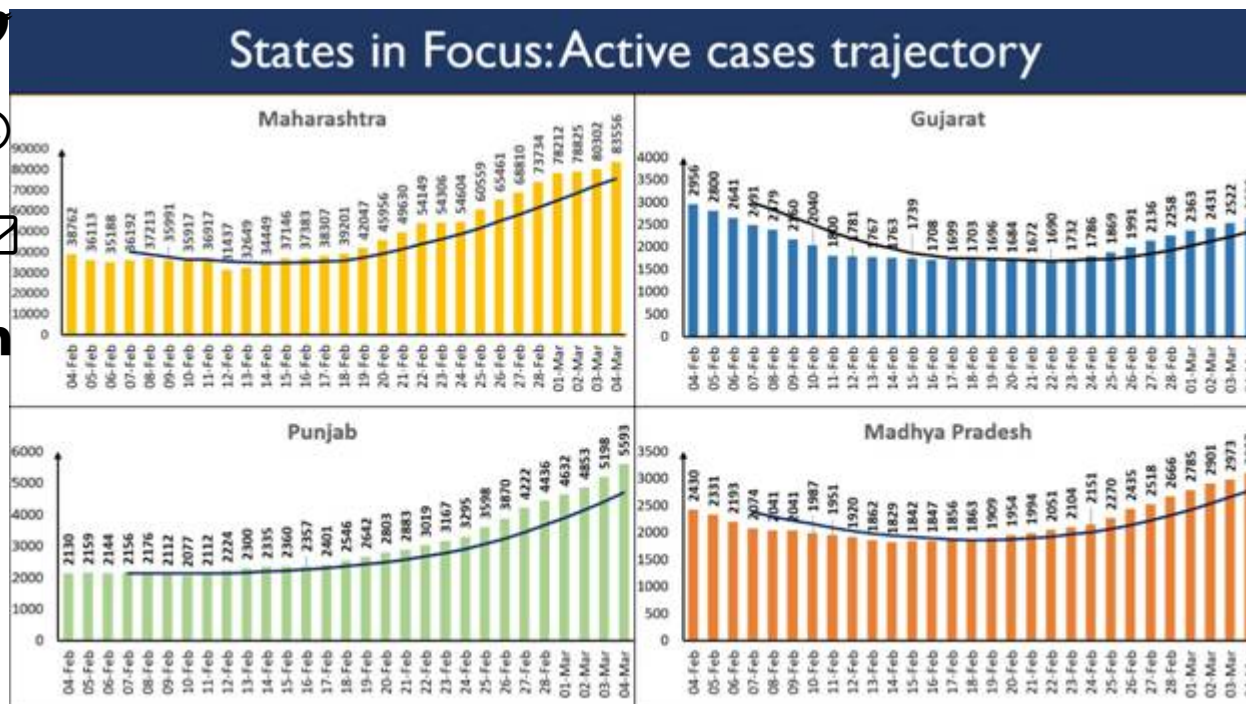
Maharashtra has reported the highest daily new cases at 9,855. This is the highest number recorded in Maharashtra since 18<sup>th</sup> October when 10,259 new cases were reported.

It is followed by Kerala with 2,765 while Punjab reported 772 new cases.



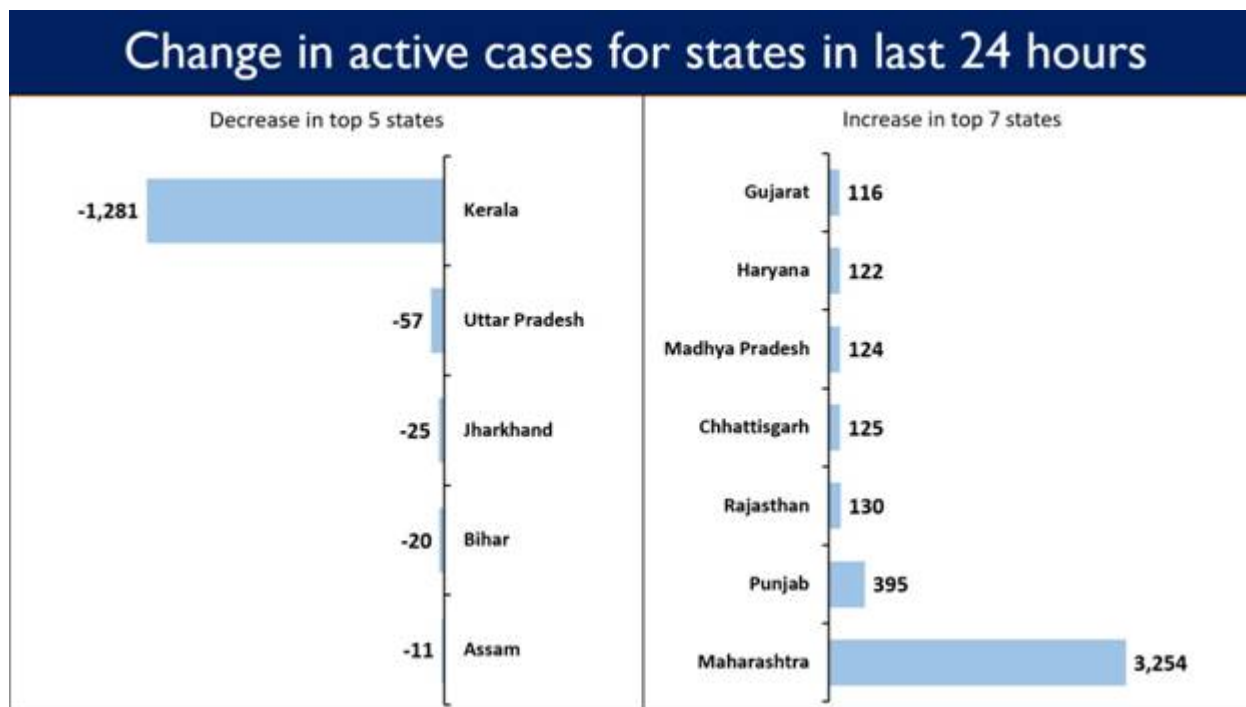
India's total Active Caseload has reached 1,73,413 today. India's present active caseload now stands at 1.55% of India's total Positive Cases.

Maharashtra, Gujarat, Punjab and Madhya Pradesh are showing a rise in the active cases.



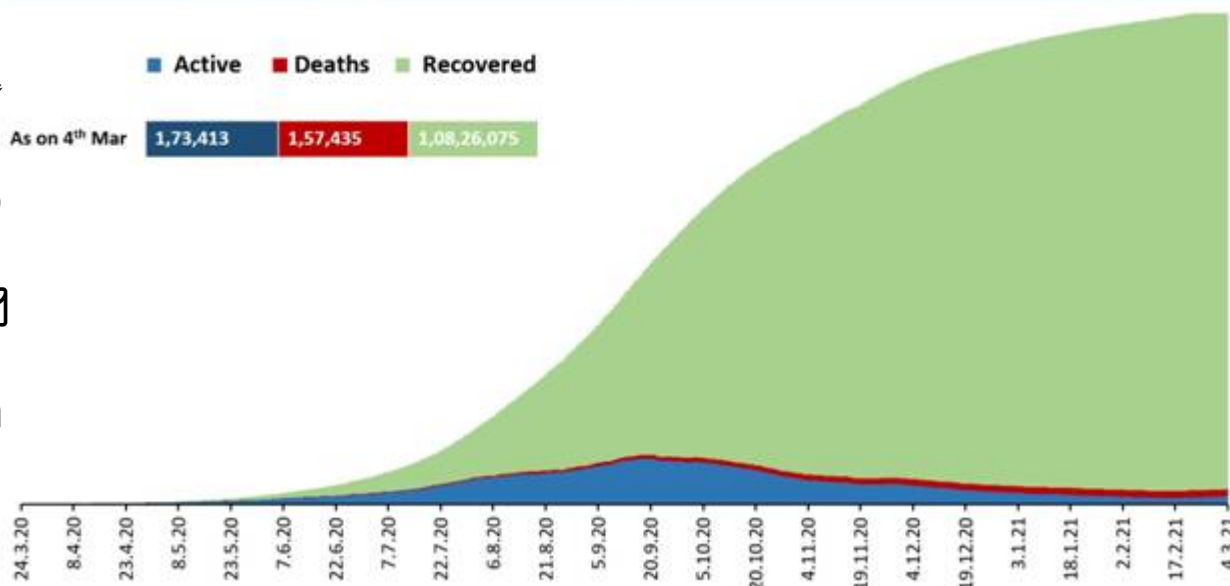
The graph below shows the change in active cases for States/UTs in the last 24 hours.

Kerala, Uttar Pradesh, Jharkhand, Bihar and Assam show a reduction in the active cases in the last 24 hours. On the other hand, Maharashtra, Punjab, Rajasthan, Chhattisgarh, Madhya Pradesh, Haryana and Gujarat display a rise in the active cases during the same time period.



India's cumulative recovered cases are following a steadily rising trajectory. The graph below shows the cumulative number of active cases, recoveries and deaths reported in India, till 4<sup>th</sup> March (7:00 AM).

## India Trajectory: Active cases, recovered cases & deaths



More than 1.66 cr (1,66,16,048) vaccine doses have been administered through 3,23,064 sessions, as per the provisional report till 7 am today. These include 67,90,808 HCWs (1<sup>st</sup> dose), 28,72,725 HCWs (2<sup>nd</sup> dose), 58,03,856 FLWs (1<sup>st</sup> dose) and 4,202 FLWs (2<sup>nd</sup> Dose), 1,43,759 beneficiaries aged more than 45 years with specific co-morbidities (1<sup>st</sup> Dose) and 10,00,698 beneficiaries aged more than 60 years.

| HCWs                 |                      | FLWs                 |                      | 45 to <60 years with Co-morbidities | Over 60 years        | Total       |
|----------------------|----------------------|----------------------|----------------------|-------------------------------------|----------------------|-------------|
| 1 <sup>st</sup> Dose | 2 <sup>nd</sup> Dose | 1 <sup>st</sup> Dose | 2 <sup>nd</sup> Dose | 1 <sup>st</sup> Dose                | 1 <sup>st</sup> Dose |             |
| 67,90,808            | 28,72,725            | 58,03,856            | 4,202                | 1,43,759                            | 10,00,698            | 1,66,16,048 |

As on Day-47 of the vaccination drive (3<sup>rd</sup> March, 2021), nearly 10 lakh (9,94,452) vaccine doses were given. Of these, 8,31,590 beneficiaries were vaccinated across 10,849 sessions for 1<sup>st</sup> dose (HCWs and FLWs) and 1,62,862 HCWs and FLWs received 2<sup>nd</sup> dose of vaccine.

**Date: 3<sup>rd</sup> March,2021**

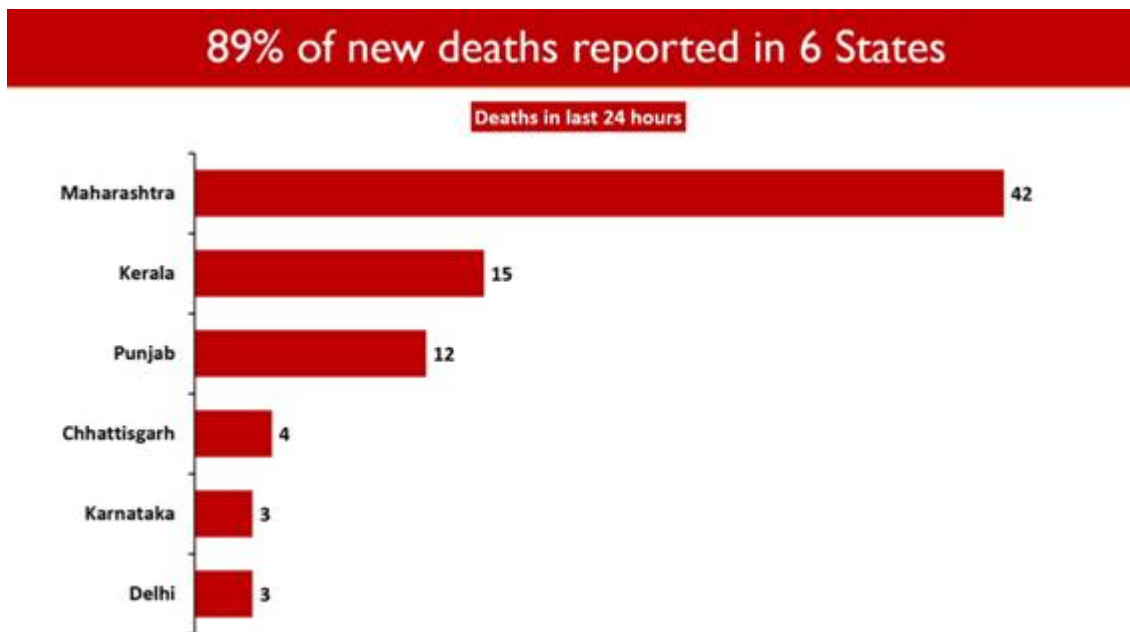
| HCWs | FLWs | 45 to < 60 years with Co-morbidities | Over 60 years | Total Achievement |
|------|------|--------------------------------------|---------------|-------------------|
|      |      |                                      |               |                   |



| 1 <sup>st</sup> Dose | 2 <sup>nd</sup> Dose | 1 <sup>st</sup> Dose | 2 <sup>nd</sup> Dose | 1 <sup>st</sup> Dose | 1 <sup>st</sup> Dose | 1 <sup>st</sup> Dose | 2 <sup>nd</sup> Dose |
|----------------------|----------------------|----------------------|----------------------|----------------------|----------------------|----------------------|----------------------|
| 48,205               | 1,59,494             | 2,33,522             | 3,368                | 71,860               | 4,78,003             | 8,31,590             | 1,62,862             |

**89 deaths were reported in the last 24 hours.**

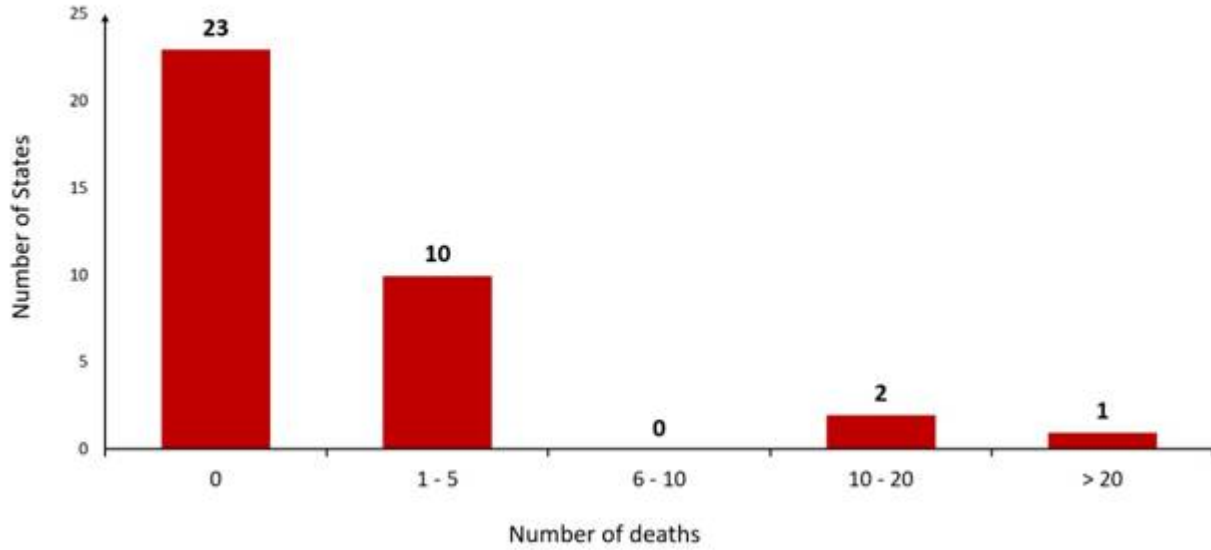
**Six States account for 88.76% of the new deaths. Maharashtra saw the maximum casualties (42). Kerala follows with 15 daily deaths and Punjab reported 12 deaths in the last 24 hours.**



**Twenty-Three States/UTs have not reported any COVID19 deaths in the last 24 hours.** These are Madhya Pradesh, Haryana, Rajasthan, J&K (UT), Odisha, Uttar Pradesh, Himachal Pradesh, Goa, Uttarakhand, Jharkhand, Puducherry, Assam, Lakshadweep, Nagaland, Sikkim, Ladakh (UT), Tripura, A&N Islands, Manipur, Mizoram, Meghalaya, D&D & D&N and Arunachal Pradesh.

## Distribution of deaths in the last 24 hours

f  
t  
c  
e  
in



\*\*\*\*

MV/SJ

(Release ID: 1702398) Visitor Counter : 250

Read this release in: Urdu , Hindi , Marathi , Bengali , Assamese , Punjabi , Gujarati , Tamil , Telugu