



Ministry of Health and Family Welfare

India's Active Caseload below 1.5 lakh; stands at 1.47 lakh today



India's Cumulative Vaccination coverage has crossed 1.17 crore



Daily Fatalities below 100; No new COVID Fatality reported in 21 States/UTs in the last 24 hours

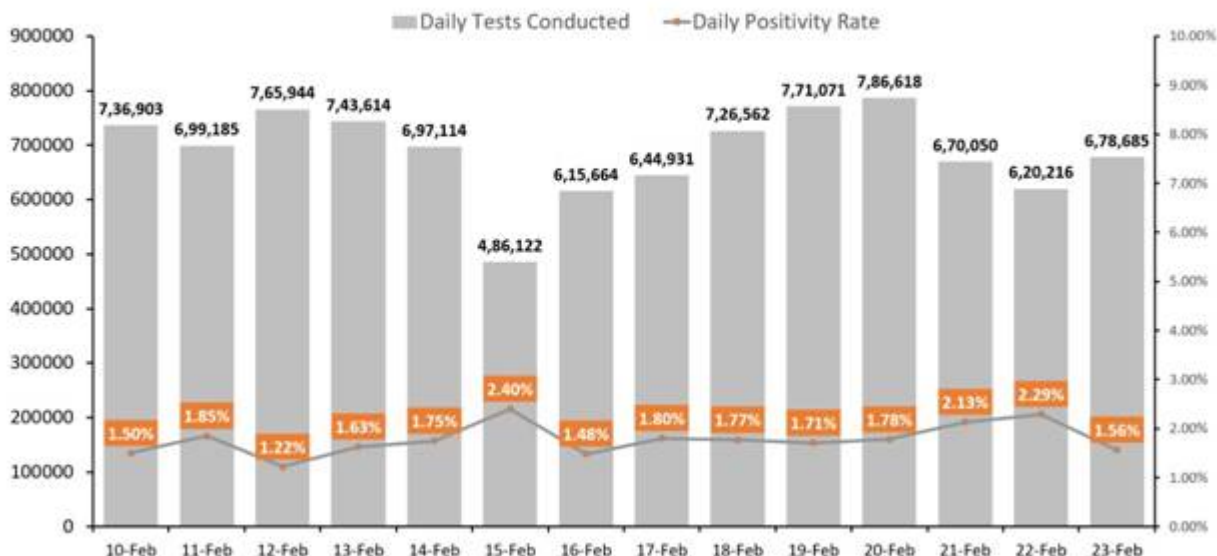
Posted On: 23 FEB 2021 11:38AM by PIB Delhi

The country's Active Caseload has fallen **below 1.50 lakh**. It stands at **1,47,306** today. The present active caseload now consists of **1.34%** of India's total Positive Cases.

10,584 new daily cases have been recorded in the last 24 hours whereas **13,255 recoveries** registered in the last 24 hours. It has led to a net decline of **2,749 cases** in the total active caseload.

India's daily Positivity Rate remains below **3%**.

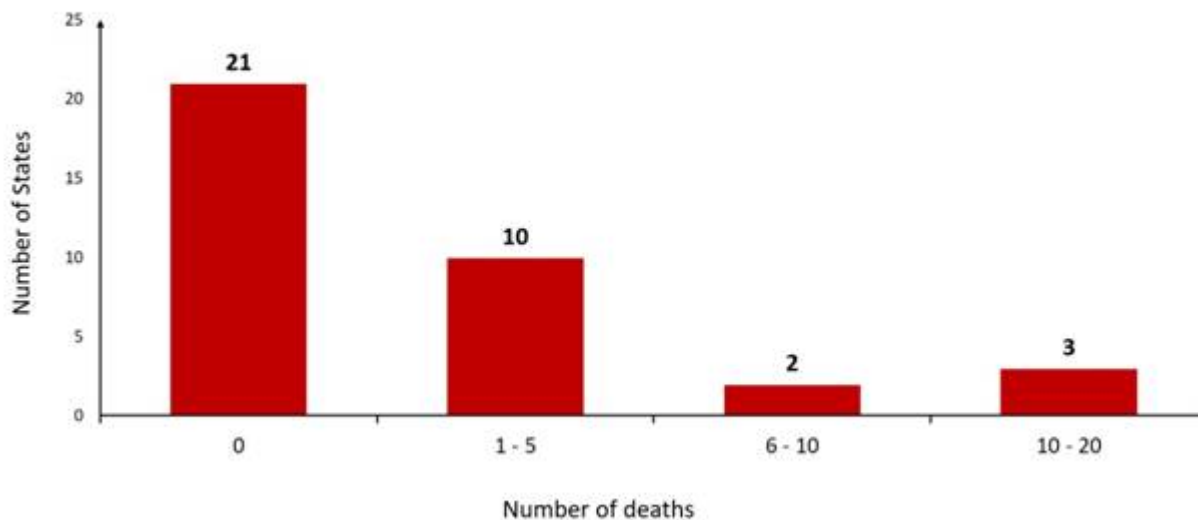
Daily Positivity Rate remains below 3%



India has recorded a steady decline in the number of daily new deaths. **78 deaths** were reported in the **last 24 hours**.

Also, twenty one States/UTs have not reported any COVID19 deaths in the last 24 hours. These are Madhya Pradesh, Assam, Rajasthan, Haryana, J&K, Odisha, Andhra Pradesh, Goa, Himachal Pradesh, Puducherry, Lakshadweep, Manipur, Sikkim, Tripura, Ladakh, Meghalaya, Mizoram, Nagaland, Arunachal Pradesh, A&N Islands, D&D and D&N.

Distribution of deaths in the last 24 hours



As on 22nd February, 2021, the vaccination coverage was 1,17,45,552 through 2,44,877 sessions, as per the provisional report till 8 am today. These include 64,51,251 HCWs (1st dose), 12,58,177 HCWs (2nd dose) and 40,36,124 FLWs (1st dose).

The 2nd dose of COVID19 vaccination started on 13th February, 2021 for those beneficiaries who have completed 28 days after receipt of the 1st dose. Vaccination of the FLWs started on 2nd Feb 2021.

S. No.	State/UT	Beneficiaries vaccinated		
		1st Dose	2nd Dose	Total Doses
1	A & N Islands	5,442	1,870	7,312
2	Andhra Pradesh	4,27,444	1,02,376	5,29,820
3	Arunachal Pradesh	21,318	5,332	26,650
4	Assam	1,65,110	13,992	1,79,102
5	Bihar	5,26,159	56,791	5,82,950



6	Chandigarh	14,198	1,089	15,287
7	Chhattisgarh	3,50,716	28,186	3,78,902
8	Dadra & Nagar Haveli	5,019	252	5,271
9	Daman & Diu	1,767	254	2,021
10	Delhi	3,15,841	22,788	3,38,629
11	Goa	15,542	1,269	16,811
12	Gujarat	8,24,119	73,547	8,97,666
13	Haryana	2,13,802	41,811	2,55,613
14	Himachal Pradesh	96,278	12,412	1,08,690
15	Jammu & Kashmir	2,10,544	9,315	2,19,859
16	Jharkhand	2,61,339	13,394	2,74,733
17	Karnataka	5,53,888	1,40,076	6,93,964
18	Kerala	4,05,697	56,232	4,61,929
19	Ladakh	6,610	610	7,220
20	Lakshadweep	2,333	591	2,924
21	Madhya Pradesh	6,43,277	32,124	6,75,401
22	Maharashtra	9,16,977	68,978	9,85,955
23	Manipur	41,799	1,798	43,597
24	Meghalaya	25,998	960	26,958

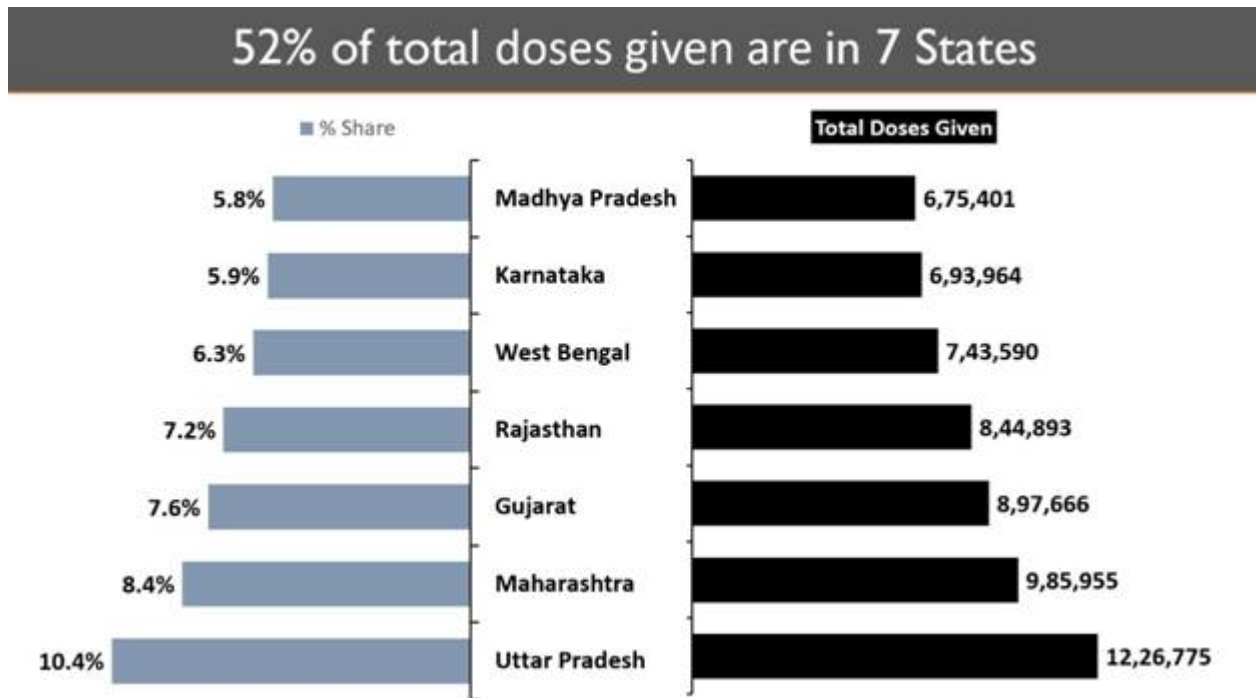


25	Mizoram	15,749	3,052	18,801
26	Nagaland	23,391	4,418	27,809
27	Odisha	4,43,401	1,22,741	5,66,142
28	Puducherry	9,356	981	10,337
29	Punjab	1,27,528	20,538	1,48,066
30	Rajasthan	7,82,710	62,183	8,44,893
31	Sikkim	13,384	775	14,159
32	Tamil Nadu	3,49,527	36,073	3,85,600
33	Telangana	2,81,365	1,05,936	3,87,301
34	Tripura	84,254	15,066	99,320
35	Uttar Pradesh	11,40,754	86,021	12,26,775
36	Uttarakhand	1,33,636	9,682	1,43,318
37	West Bengal	6,73,939	69,651	7,43,590
38	Miscellaneous	3,57,164	35,013	3,92,177
	Total	1,04,87,375	12,58,177	1,17,45,552

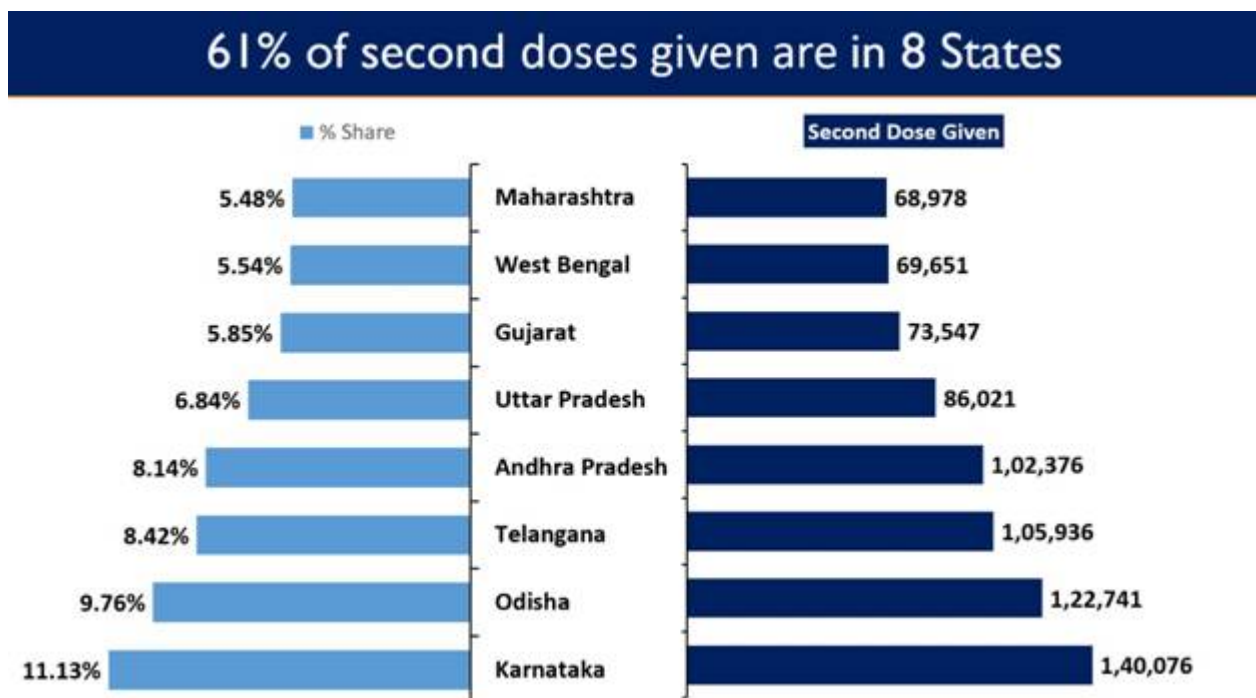
On Day-38 of the vaccination drive (22nd February, 2021), **6,28,696 vaccine** doses were given. Out of which, **3,38,373** beneficiaries were vaccinated across **12,560** sessions for 1st dose (HCWs and FLWs) and **2,90,323** HCWs received 2nd dose of vaccine.

Out of total **1,17,45,552** vaccine doses, **1,04,87,375** (HCWs and FLWs) have received 1st dose of vaccine and total **12,58,177** HCWs have received the 2nd dose of vaccine.

51.66% of the total vaccine doses are concentrated in 7 States. Uttar Pradesh alone accounts for 10.4% (12,26,775 doses).



61.15% of the second vaccine doses are concentrated in 8 States. Karnataka alone accounts for 11.13% (1,40,076 doses).



India's cumulative recoveries stand at **1.07 Cr (1,07,12,665)** today. The Recovery Rate is **97.22% today**. The gap between total recovered cases and the active cases is constantly rising and stands at **10,565,359 today**.

86.56% of the new recovered cases are observed to be concentrated in 6 States.

f Kerala has reported maximum number of single daily recoveries with 5,037 newly recovered cases. 5,035 people recovered in Maharashtra followed by 461 in Tamil Nadu.



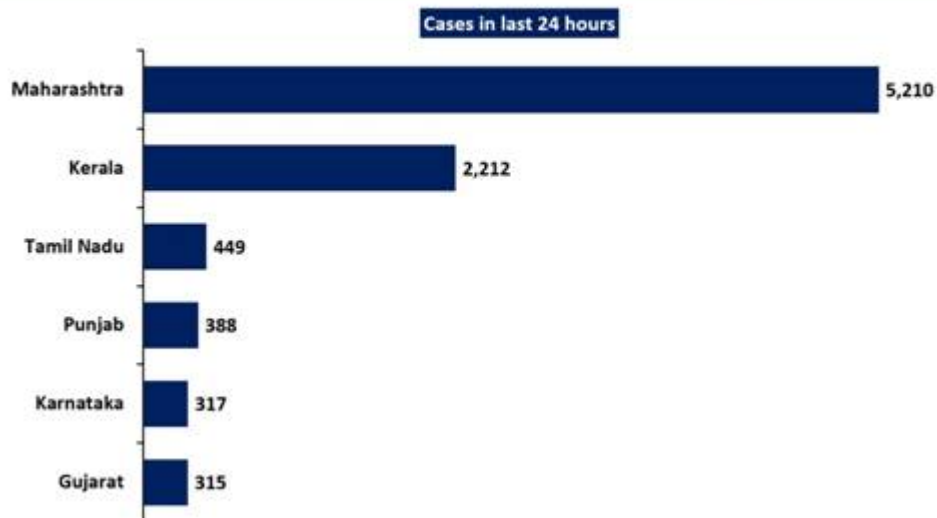
87% of new recovered cases reported only in 6 States



84% of the new cases are from 6 States.

Maharashtra continues to report the highest daily new cases at 5,210. It is followed by Kerala with 2,212 while Tamil Nadu reported 449 new cases.

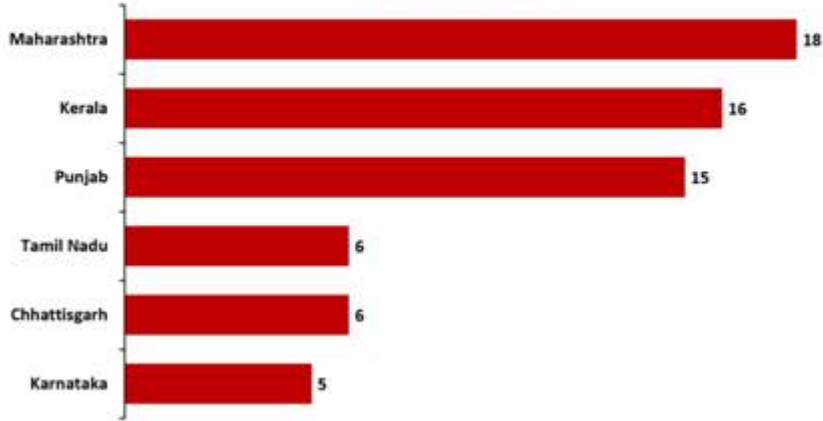
84% of new cases reported in only 6 States



Six States account for **84.62%** of the new deaths. Maharashtra saw the maximum casualties (18). Kerala reported 16 deaths and Punjab reported 15 deaths.

85% of new deaths reported only in 6 States

Deaths in last 24 hours



MV/SJ

HFW/COVID States data/23rdFebruary2021/1

(Release ID: 1700115) Visitor Counter : 213

Read this release in: Urdu , Hindi , Marathi , Manipuri , Punjabi , Gujarati , Odia , Telugu , Malayalam

