



Ministry of Health and Family Welfare

India's Cumulative Testing stand at 21.15 Cr today with nearly 2400 testing labs across the country



India's Cumulative Vaccination coverage has crossed 1.11 crore



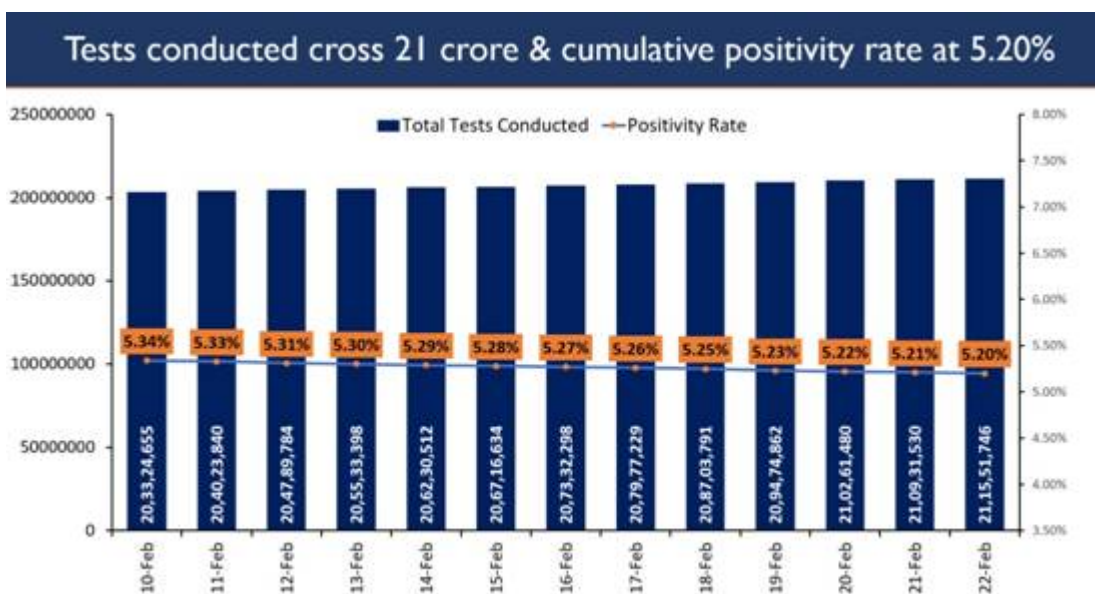
No new COVID Fatality reported in 19 States/UTs; No new cases reported in 7 States/UTs in the last 24 hours

Posted On: 22 FEB 2021 1:04PM by PIB Delhi

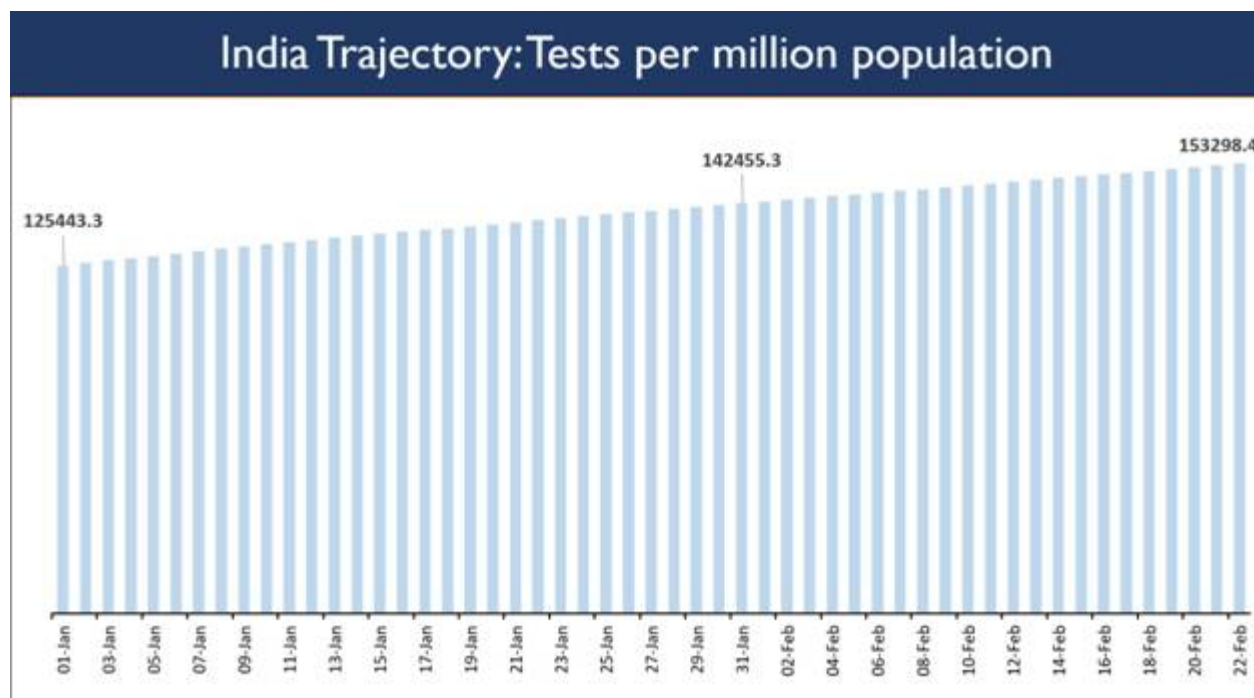
India has registered a record in the number of COVID-19 cumulative tests. It has crossed the **21.15 crore (21,15,51,746)** tests. **6,20,216** tests were conducted in the last 24 hours.

Progressive countrywide expansion in testing infrastructure has played a crucial role in the steep rise of testing numbers. With **2393** testing labs in the country including **1,220** Government laboratories and **1,173** Private laboratories, the daily testing capacity has got a substantial boost.

India's cumulative national Positivity Rate is presently pegged at **5.20%**.



The number of beneficiaries being tested per million every day has shown a consistent and progressive increase. India's tests per million stand at **1,53,298.4** today.



As on 22nd February, 2021, the vaccination coverage was **1,11,16,854** through **2,32,317** sessions, as per the provisional report till 8 am today. These include **63,97,849** HCWs (**1st dose**), **9,67,852** HCWs (**2nd dose**) and **37,51,153** FLWs (**1st dose**).

The 2nd dose of COVID19 vaccination started on 13th February, 2021 for those beneficiaries who have completed 28 days after receipt of the 1st dose. Vaccination of the FLWs started on 2nd Feb 2021.

S. No.	State/UT	Beneficiaries vaccinated		
		1stDose	2ndDose	Total Doses
1	A&N Islands	4,846	1,306	6,152
2	Andhra Pradesh	4,13,678	89,645	5,03,323
3	Arunachal Pradesh	19,702	4,041	23,743
4	Assam	1,54,754	11,050	1,65,804
5	Bihar	5,22,811	39,046	5,61,857
6	Chandigarh	12,953	795	13,748

f



in

7	Chhattisgarh	3,41,251	20,699	3,61,950
8	Dadra & Nagar Haveli	4,939	244	5,183
9	Daman & Diu	1,735	213	1,948
10	Delhi	2,94,081	17,329	3,11,410
11	Goa	15,070	1,113	16,183
12	Gujarat	8,22,193	60,925	8,83,118
13	Haryana	2,08,308	23,987	2,32,295
14	Himachal Pradesh	95,105	12,092	1,07,197
15	Jammu & Kashmir	2,00,695	6,731	2,07,426
16	Jharkhand	2,54,531	11,484	2,66,015
17	Karnataka	5,41,332	1,14,043	6,55,375
18	Kerala	3,99,284	38,829	4,38,113
19	Ladakh	5,827	600	6,427
20	Lakshadweep	1,809	115	1,924
21	Madhya Pradesh	6,40,805	3,778	6,44,583
22	Maharashtra	8,78,829	47,637	9,26,466
23	Manipur	40,215	1,711	41,926
24	Meghalaya	23,877	629	24,506
25	Mizoram	14,627	2,241	16,868

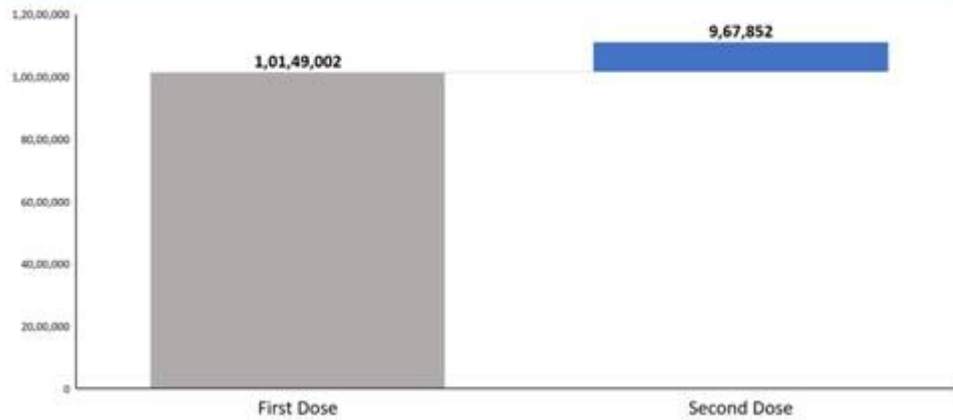


26	Nagaland	21,526	3,909	25,435
27	Odisha	4,38,127	94,966	5,33,093
28	Puducherry	9,251	853	10,104
29	Punjab	1,22,527	14,269	1,36,796
30	Rajasthan	7,82,701	38,358	8,21,059
31	Sikkim	11,865	700	12,565
32	Tamil Nadu	3,39,686	31,160	3,70,846
33	Telangana	2,80,973	87,159	3,68,132
34	Tripura	82,369	11,587	93,956
35	Uttar Pradesh	10,66,290	85,752	11,52,042
36	Uttarakhand	1,31,384	7,166	1,38,550
37	West Bengal	6,39,252	49,912	6,89,164
38	Miscellaneous	3,09,794	31,778	3,41,572
Total		1,01,49,002	9,67,852	1,11,16,854

As on Day-37 of the vaccination drive (21stFebruary, 2021), **31,681 vaccine** doses were given. Out of which, **24,471** beneficiaries were vaccinated across **1,429** sessions for 1st dose (HCWs and FLWs) and **7,210** HCWs received 2nd dose of vaccine.

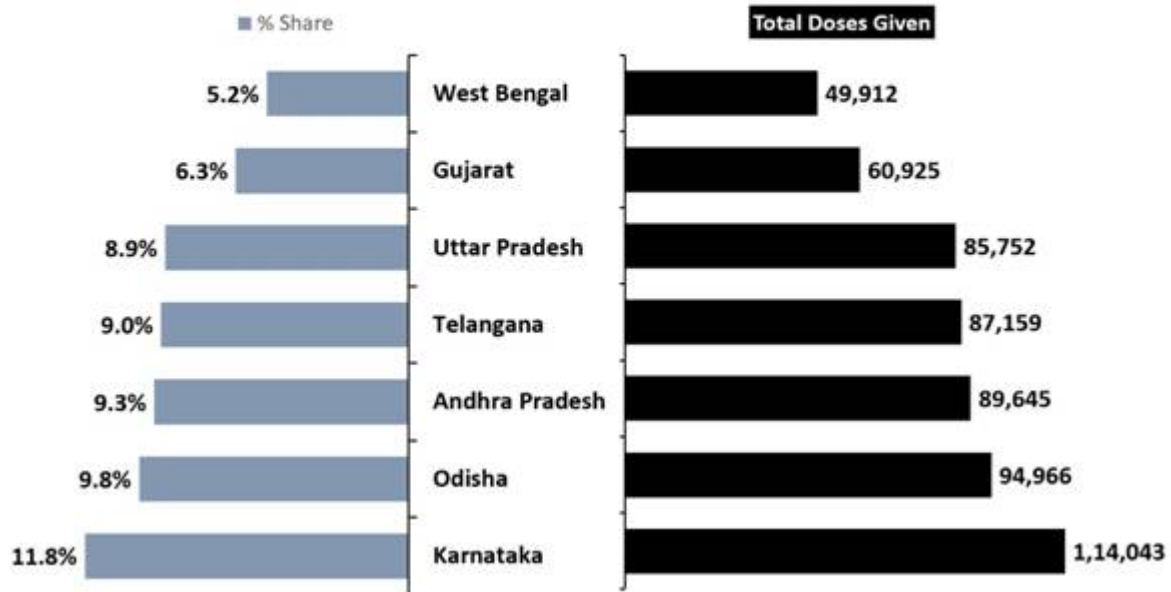
Out of total **1,11,16,854** vaccine doses, **1,01,49,002** (HCWs and FLWs) received 1st dose of vaccine and total **9,67,852** HCWs received 2nd dose of vaccine.

Distribution of 1.11 crore doses given so far



60.17% of the total vaccine doses are concentrated in 7 States. Karnataka alone accounts for 11.8% (1,14,043 doses).

60% of total doses given are in 7 States



India's cumulative recoveries stand at **1.06 Cr (1,06,99,410)** today. The Recovery Rate is **97.22%**. The recovered cases exceed the active cases by 1,05,49,355 (71.3 times).

9,695 patients have been recovered and got discharged in the last 24 hours.

80.86% of the new recovered cases are observed to be concentrated in 5 States.

Kerala has reported the maximum number of single day recoveries with 4,345 newly recovered cases. 2,417 people recovered in Maharashtra in the past 24 hours followed by 460 in Tamil Nadu.

81% of new recovered cases reported only in 5 States



The country's Active Caseload is **1.50 lakh (1,50,055)** today. The present active caseload now consists of **1.36%** of India's total Positive Cases. **14,199** new daily cases have been recorded in the last 24 hours.

Seven States/UTs have not reported any new cases in last 24 hours. These are Uttarakhand, Ladakh, Meghalaya, Mizoram, Arunachal Pradesh, D&D and D&N, A&N Islands.

86.3% of the new cases are from 5 States.

Maharashtra continues to report the highest daily new cases at 6,971. It is followed by Kerala with 4,070 while Tamil Nadu reported 452 new cases.

86% of new cases reported in only 5 States

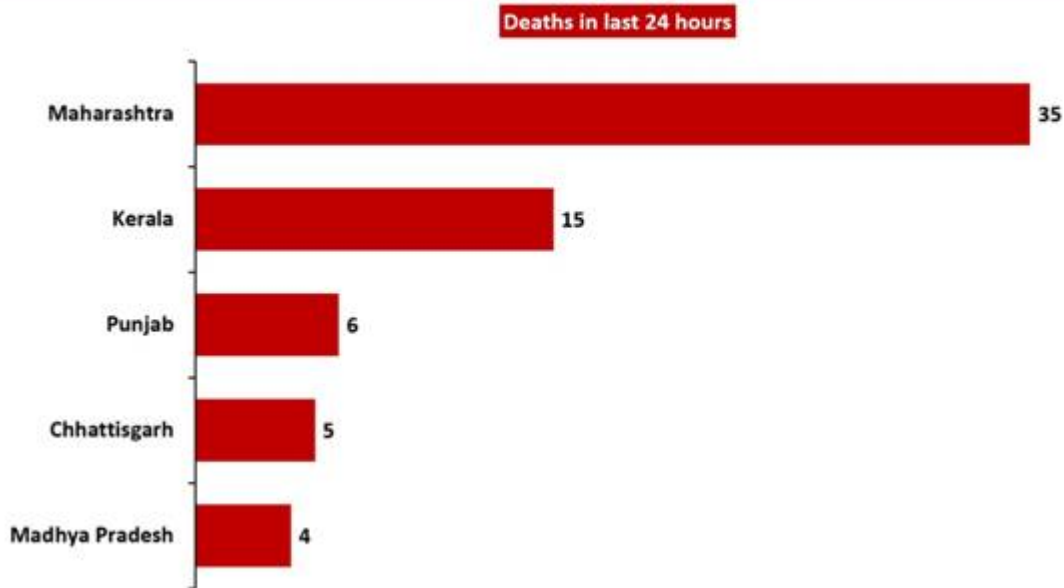


Nineteen States/UTs have not reported any COVID19 deaths in the last 24 hours. These are Haryana, Andhra Pradesh, J&K, Rajasthan, Odisha, Goa, Chandigarh, Assam, Manipur, Sikkim, Lakshadweep, Tripura, Nagaland, Ladakh, Meghalaya, Mizoram, Arunachal Pradesh, D&D and D&N, A&N Islands.

83 deaths were reported in the last 24 hours.

Five States account for **78.31%** of the new deaths. Maharashtra saw the maximum casualties (35). Kerala reported 15 deaths.

78% of new deaths reported only in 5 States



MV/SJ

(Release ID: 1699885) Visitor Counter : 228

Read this release in: Urdu , Hindi , Marathi , Manipuri , Gujarati , Tamil , Telugu , Malayalam