



Ministry of Health and Family Welfare



Third Topmost globally, India's cumulative vaccination coverage has crossed 94 lakhs



Total Recovered Cases follow an upward trajectory; Recovered Cases more than 97% of Total Cases



No New COVID19 Fatality reported in 16 States/UTs in last 24 hours

Posted On: 18 FEB 2021 10:52AM by PIB Delhi

India is the third topmost country globally with the highest cumulative vaccination numbers, after USA and the UK.

As on 18th February, 2021, till 8:00 AM, the cumulative vaccination coverage to healthcare workers (HCWs) and frontline workers (FLWs) against COVID19 in the country has **crossed 94 lakhs**.

94,22,228 vaccine doses have been given to beneficiaries through **1,99,305 sessions**, as per the provisional report till 8 am today. These include **61,96,641 HCWs (1st dose)**, **3,69,167 HCWs (2nd dose)** and **28,56,420 FLWs (1st dose)**.

The 2nd dose of COVID19 vaccination started on 13th February, 2021 for those beneficiaries who have completed 28 days after receipt of the 1st dose. The vaccination of the FLWs started from 2nd Feb 2021.

S. No.	State/UT	Beneficiaries vaccinated		
		1st Dose	2nd Dose	Total Doses
1	A & N Islands	4,045	182	4,227



2	Andhra Pradesh	3,76,308	35,475	4,11,783
3	Arunachal Pradesh	16,613	1,574	18,187
4	Assam	1,31,651	5,573	1,37,224
5	Bihar	5,02,903	15,192	5,18,095
6	Chandigarh	10,583	277	10,860
7	Chhattisgarh	3,08,551	9,829	3,18,380
8	Dadra & Nagar Haveli	4,143	94	4,237
9	Daman & Diu	1,480	94	1,574
10	Delhi	2,28,911	7,651	2,36,562
11	Goa	13,692	354	14,046
12	Gujarat	6,99,443	17,801	7,17,244
13	Haryana	2,01,675	8,009	2,09,684
14	Himachal Pradesh	87,499	4,306	91,805
15	Jammu & Kashmir	1,59,765	2,501	1,62,266
16	Jharkhand	2,32,671	7,541	2,40,212
17	Karnataka	5,10,696	54,397	5,65,093
18	Kerala	3,79,034	16,153	3,95,187



19	Ladakh	3,856	290	4,146
20	Lakshadweep	1,809	115	1,924
21	Madhya Pradesh	5,97,537	0	5,97,537
22	Maharashtra	7,64,965	16,835	7,81,800
23	Manipur	32,748	777	33,525
24	Meghalaya	21,221	470	21,691
25	Mizoram	12,976	585	13,561
26	Nagaland	16,502	1,750	18,252
27	Odisha	4,21,142	18,248	4,39,390
28	Puducherry	6,959	395	7,354
29	Punjab	1,12,231	3,051	1,15,282
30	Rajasthan	7,44,741	15,334	7,60,075
31	Sikkim	9,509	251	9,760
32	Tamil Nadu	2,95,338	14,039	3,09,377
33	Telangana	2,79,534	53,701	3,33,235
34	Tripura	75,565	2,361	77,926
35	Uttar Pradesh	9,16,568	18,394	9,34,962
36	Uttarakhand	1,23,656	3,063	1,26,719

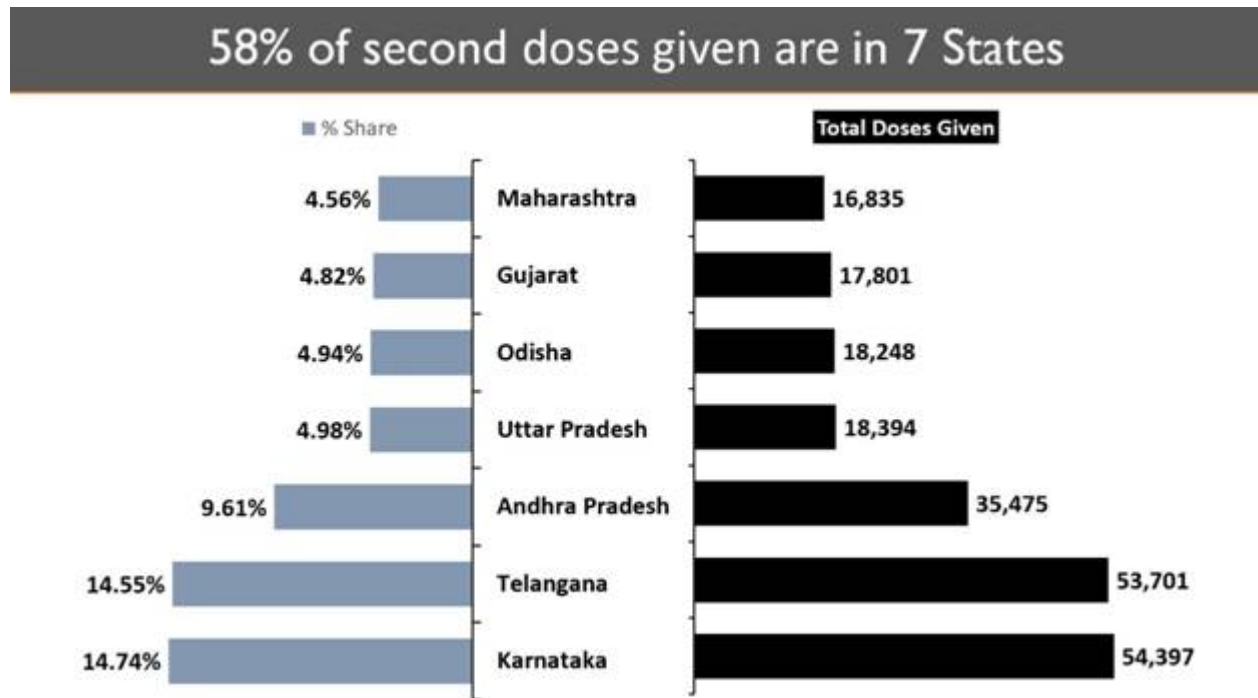


37	West Bengal	5,57,880	15,866	5,73,746
38	Miscellaneous	1,88,661	16,639	2,05,300
Total		90,53,061	3,69,167	94,22,228



As on Day-33 of the vaccination drive (18th February, 2021), total **4,22,998 vaccine** doses were given across **7,932** sessions. Out of which, **3,30,208** beneficiaries were vaccinated for 1st dose and **92,790** received the 2nd dose of vaccine.

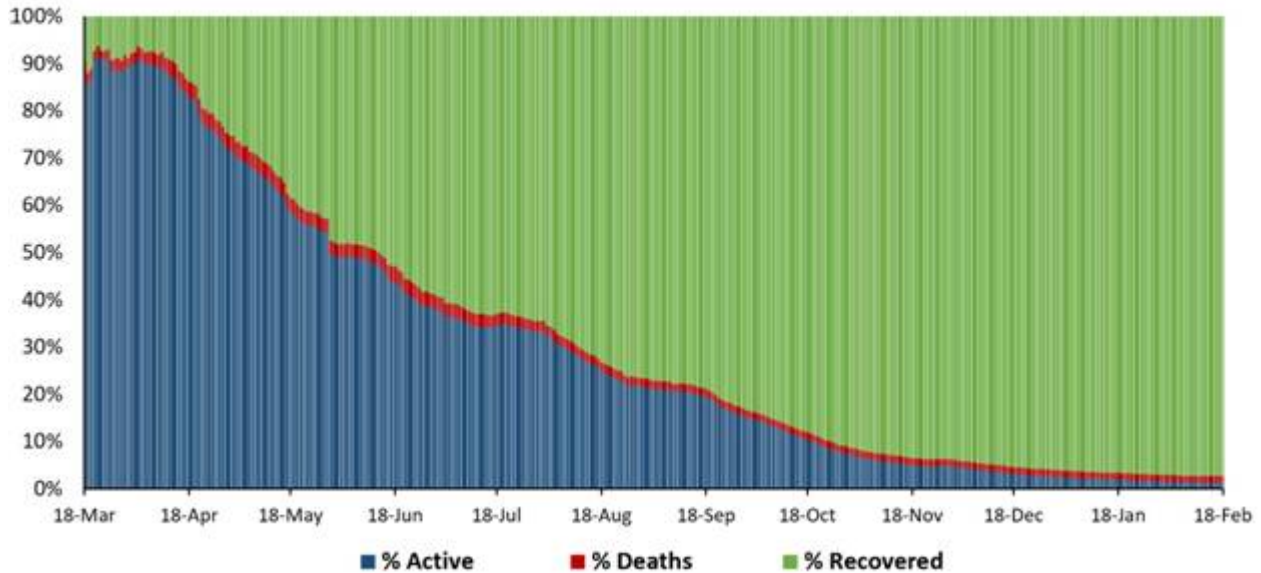
58.20% of those who have received the second dose **are concentrated in 7 States**. Karnataka alone accounts for 14.74% (54,397 doses).



Moving ahead on the COVID19 trajectory, India's cumulative recoveries show a progressive increment on a daily basis. It stands at **1.06 Cr (1,06,56,845)** today. The Recovery Rate is **97.32%**. Rising recoveries along with contained daily deaths have ensured a sustained fall in the Active Caseload.

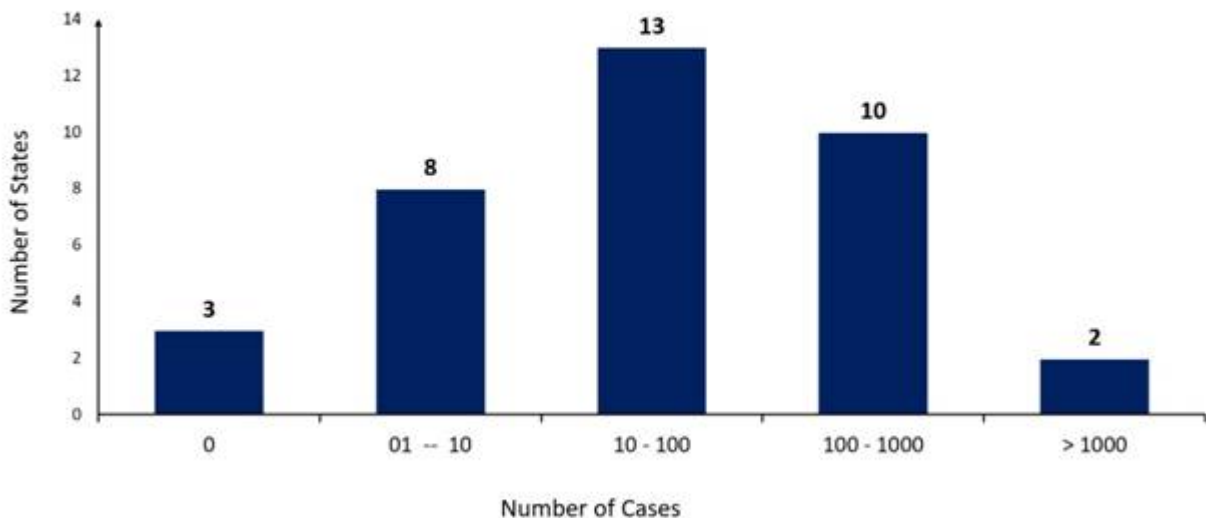
India's present Active Cases (**1,37,342**) constitute just **1.25%** of the total positive cases. **11,987** patients have recovered and discharged in the last 24 hours.

Active cases constitute 1.25% & Recovered cases more than 97% of total cases



The distribution of new cases in the last 24 hours depicts a positive picture. Only 2 States have registered more than 1,000 new cases in the last 24 hours.

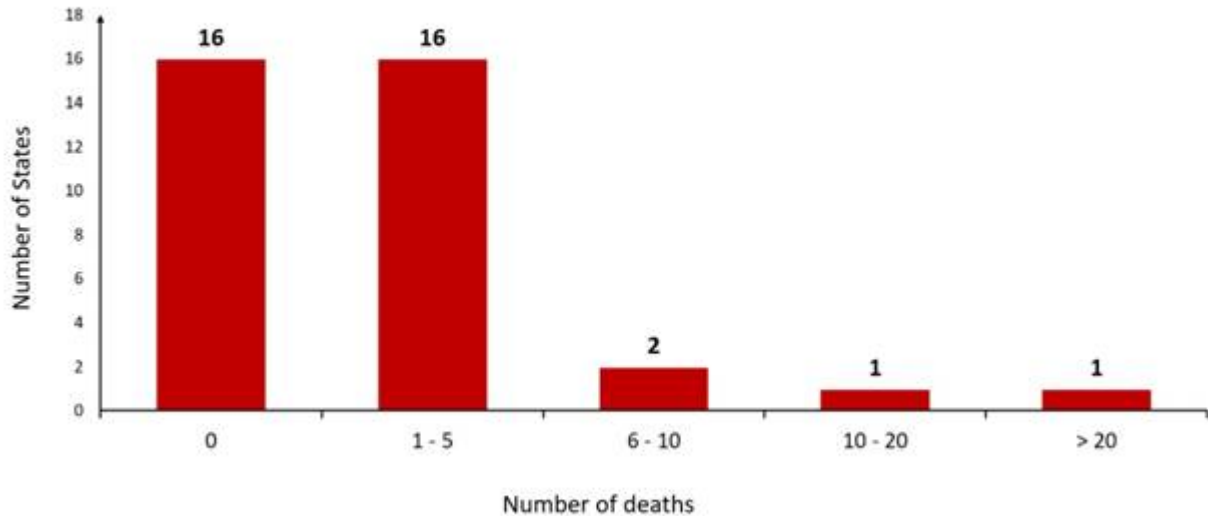
Distribution of new cases in the last 24 hours



Sixteen States/UTs have not reported any COVID19 deaths in the last 24 hours. These are Delhi, Odisha, J&K (UT), Jharkhand, Himachal Pradesh, Lakshadweep, Manipur, Meghalaya, Sikkim, Ladakh (UT), Nagaland, Mizoram, A&N Islands, Tripura, D&D & D&N, Arunachal Pradesh.

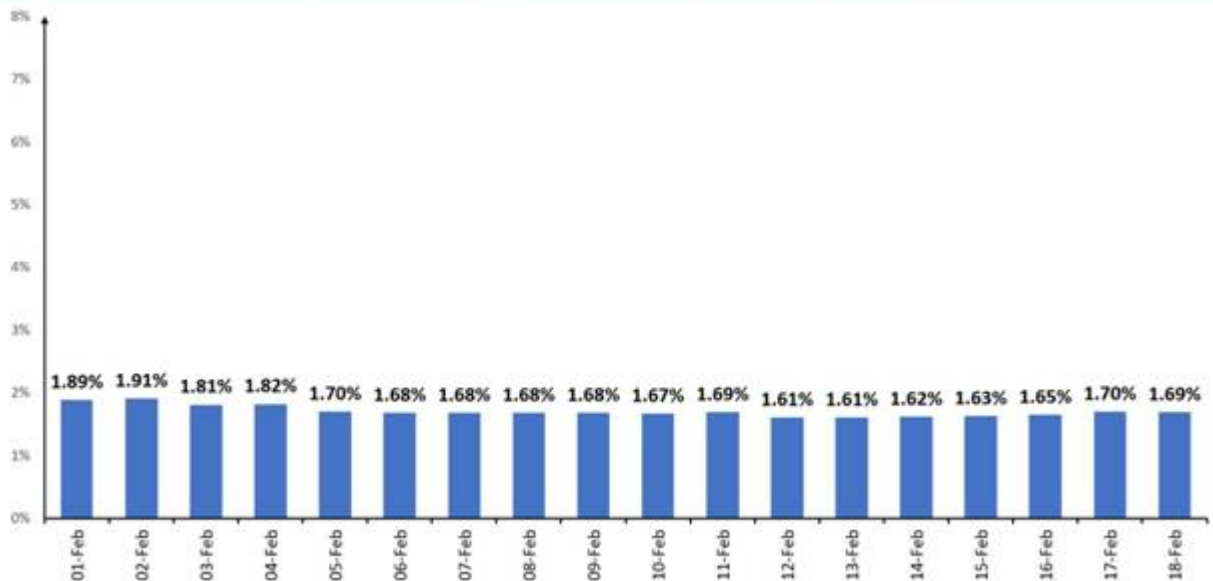
In the last 24 hours, only 1 State has recorded more than 20 deaths.

Distribution of deaths in the last 24 hours



The Daily Positivity Rate has also seen a constant decline in last 7 days. From 1.89% on 1st February 2021, it has dropped to 1.69% as of today.

Daily Positivity Rate (7 Day Moving Average)



Kerala and Maharashtra alone account for **75% of new cases, 72% of new recovered cases and 55% of new deaths.**

85.14% of the new recovered cases are observed to be concentrated in 6 States.

Kerala has reported the maximum number of single day recoveries with 4,832 newly recovered cases. 3,853 people recovered in Maharashtra in the past 24 hours followed by 537 in Karnataka.

85% of new recovered cases reported only in 6 States




12,881 new daily cases have been recorded in the last 24 hours.

86.61% of the new cases are from 6 States.

Kerala continues to report the highest daily new cases at 4,892. It is followed by Maharashtra with 4,787, while Tamil Nadu reported 454 new cases.

87% of new cases reported in only 6 States

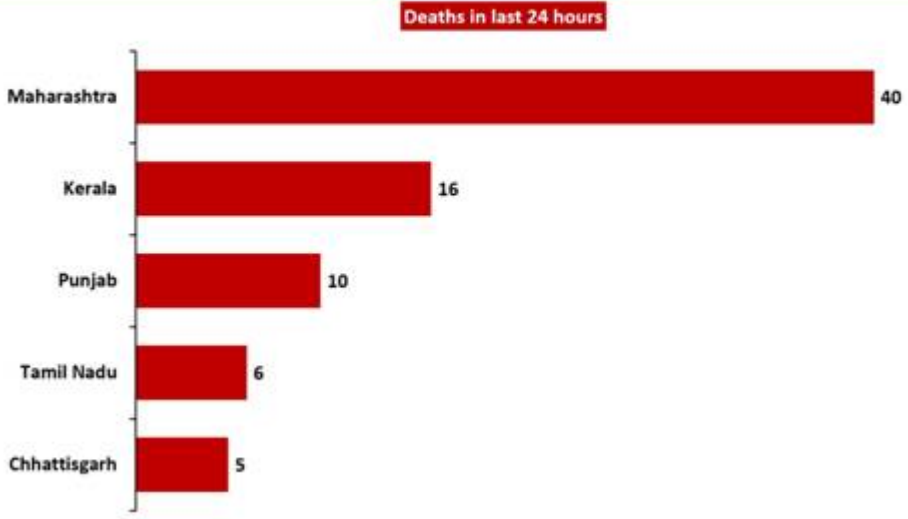


101 fatalities have been recorded in the last 24 hours.

Five States account for **76.24%** of the new deaths. Maharashtra saw the maximum casualties (40). Kerala follows with 16 daily deaths and Punjab with 10.



76% of new deaths reported only in 5 States



MV/SJ

HFV/COVID States data/18thFebruary2021/1

(Release ID: 1698949) Visitor Counter : 277

Read this release in: Telugu , Urdu , Hindi , Marathi , Bengali , Assamese , Manipuri , Gujarati , Odia , Tamil