

**f**

Ministry of Health and Family Welfare

Active Cases decline in all States/UTs in the last month**No death reported in 18 States/UTs in last 24 hours****in****Recoveries continue to rise; Cumulative recoveries at 1.06 Cr****Nearly 90 lakh COVID19 vaccine doses administered**

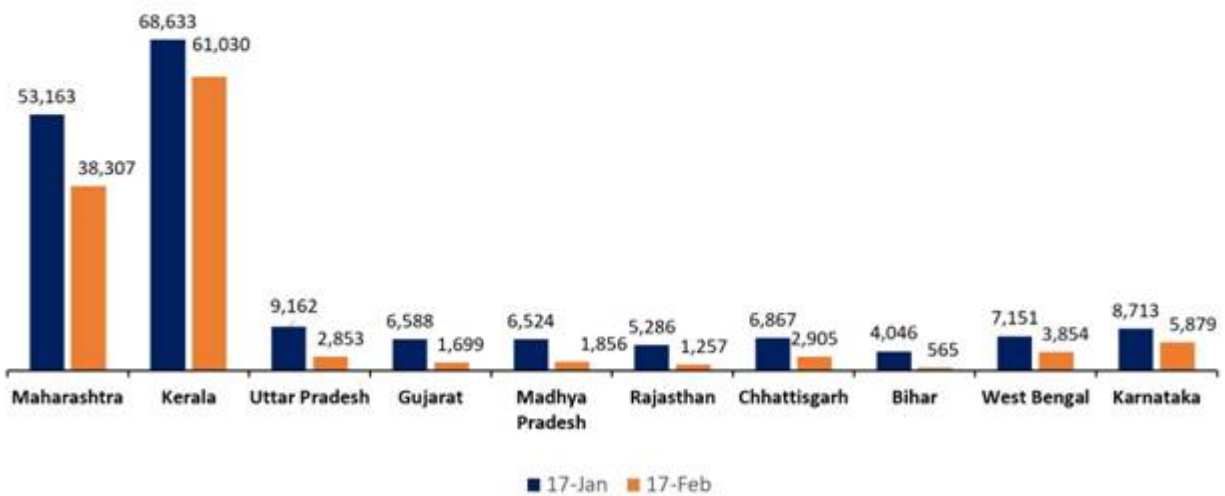
Posted On: 17 FEB 2021 11:16AM by PIB Delhi

India's total Active Caseload currently stands at **1.36 lakh (1,36,549)** today. The active caseload now consists of just **1.25%** of India's total Positive Cases.

In a significant development, **all States and UTs** have reported **a decline in active cases** in the last month. Maharashtra has shown a substantial decline in active cases from 53,163 on 17 January, 2021 to 38,307 on 17 February, 2021.

Decline in number of active cases for states in the last month

Top 10 states showing a decline



Eighteen States/UTs have not reported any COVID19 deaths in the last 24 hours. These are Uttar Pradesh, Rajasthan, Andhra Pradesh, J&K (UT), Jharkhand, Puducherry, Himachal Pradesh, Lakshadweep, Manipur, Ladakh (UT), Assam, A&N Islands, Sikkim, Meghalaya, Tripura, Mizoram, Arunachal Pradesh and D&D & D&N.

India's cumulative recoveries show a progressive increment on a daily basis. It stand at 1.06 Cr (1,06,44,858) today. The Recovery Rate is **97.33%**. **11,833** patients have recovered and discharged in the last 24 hours. Rising recoveries combined with less new cases have ensured a decline in Active Caseload.

11,610 new daily cases have been recorded in the last 24 hours.

As on 17th February, 2021, till 8:00 AM, the cumulative vaccination coverage to healthcare and frontline workers against COVID19 in the country has **reached nearly 90 lakhs**.

89,99,230 vaccine doses have been given to beneficiaries through **1,91,373 sessions**, as per the provisional report till 8 am today. These include **61,50,922 HCWs (1st dose)**, **2,76,377 HCWs (2nd dose)** and **25,71,931 FLWs (1st dose)**.

The 2nd dose of COVID19 vaccination started on 13th February, 2021 for those beneficiaries who have completed 28 days after receipt of the 1st dose.

S. No.	State/UT	Beneficiaries vaccinated		
		1st Dose	2nd Dose	Total Doses
1	A & N Islands	3,847	182	4,029



2	Andhra Pradesh	3,66,523	24,142	3,90,665
3	Arunachal Pradesh	16,613	1,574	18,187
4	Assam	1,30,058	5,361	1,35,419
5	Bihar	4,96,988	13,497	5,10,485
6	Chandigarh	9,756	252	10,008
7	Chhattisgarh	2,96,308	6,682	3,02,990
8	Dadra & Nagar Haveli	3,175	70	3,245
9	Daman & Diu	1,308	94	1,402
10	Delhi	2,14,646	6,579	2,21,225
11	Goa	13,147	354	13,501
12	Gujarat	6,95,628	15,809	7,11,437
13	Haryana	2,01,098	4,773	2,05,871
14	Himachal Pradesh	84,225	2,907	87,132
15	Jammu & Kashmir	1,59,765	2,501	1,62,266
16	Jharkhand	2,24,005	5,408	2,29,413
17	Karnataka	5,05,157	28,901	5,34,058
18	Kerala	3,75,441	12,815	3,88,256
19	Ladakh	3,421	228	3,649
20	Lakshadweep	1,809	115	1,924

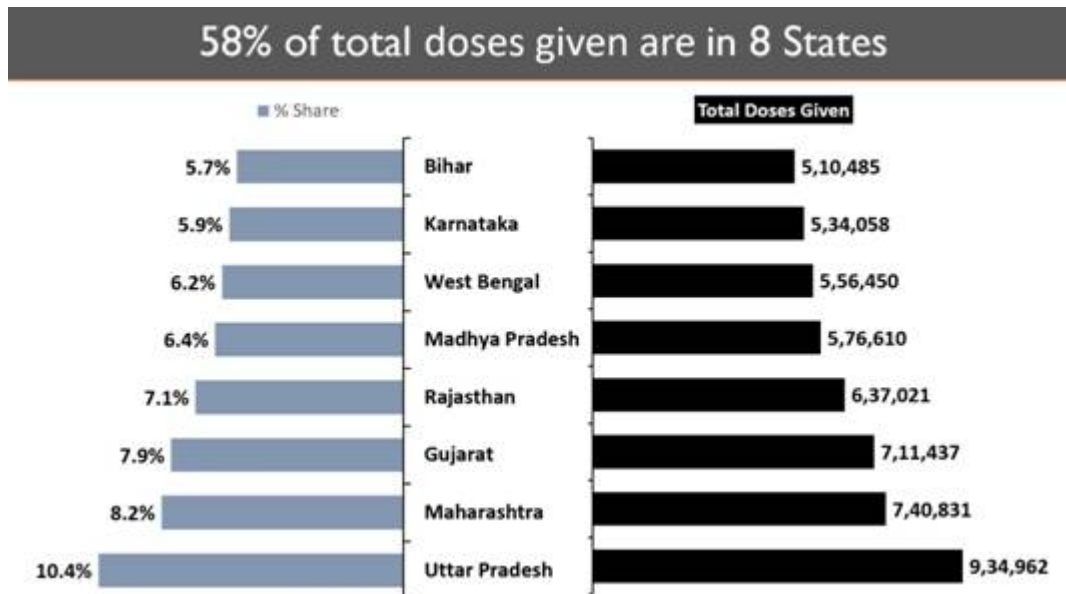


21	Madhya Pradesh	5,76,610	0	5,76,610
22	Maharashtra	7,31,537	9,294	7,40,831
23	Manipur	28,579	459	29,038
24	Meghalaya	17,889	337	18,226
25	Mizoram	12,330	227	12,557
26	Nagaland	15,025	1,209	16,234
27	Odisha	4,17,881	10,590	4,28,471
28	Puducherry	6,627	330	6,957
29	Punjab	1,09,911	2,041	1,11,952
30	Rajasthan	6,22,374	14,647	6,37,021
31	Sikkim	8,991	157	9,148
32	Tamil Nadu	2,80,892	9,356	2,90,248
33	Telangana	2,79,497	53,350	3,32,847
34	Tripura	73,924	1,491	75,415
35	Uttar Pradesh	9,16,568	18,394	9,34,962
36	Uttarakhand	1,19,060	2,666	1,21,726
37	West Bengal	5,46,433	10,017	5,56,450
38	Miscellaneous	1,55,807	9,568	1,65,375
	Total	87,22,853	2,76,377	89,99,230

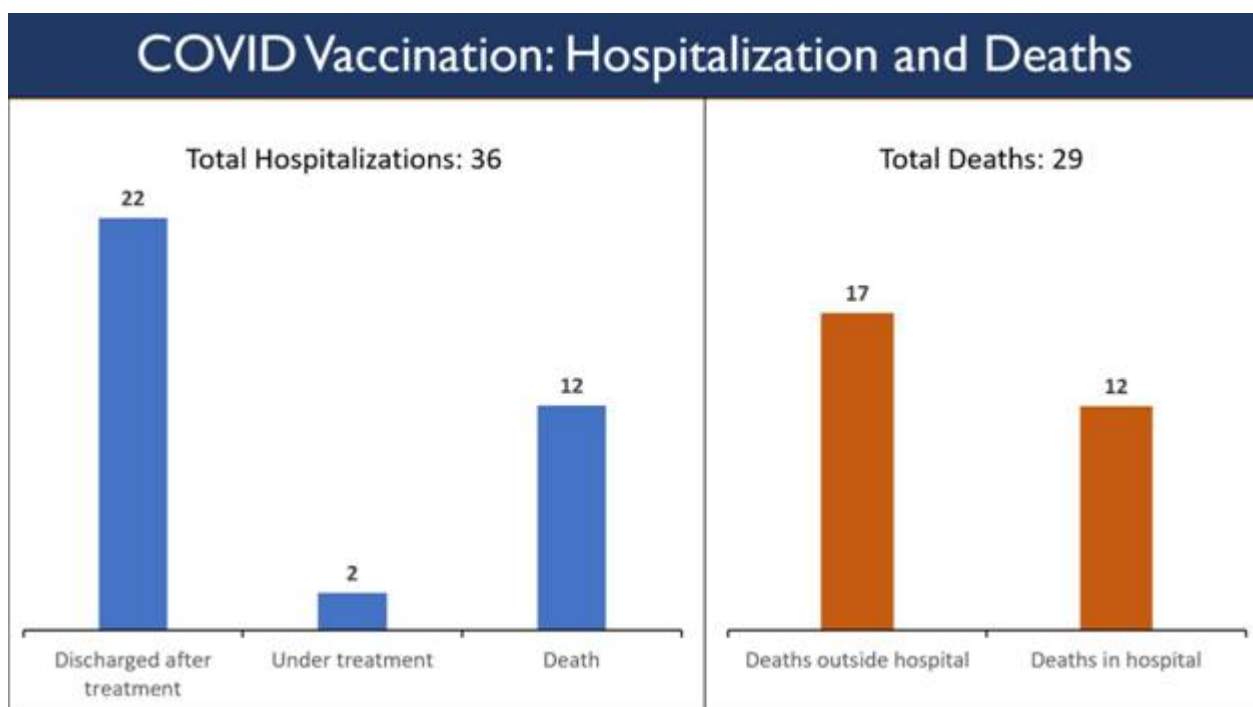
f As on Day-32 of the vaccination drive (16th February, 2021), total **2,76,943 vaccine** doses were given across **7,001** sessions. Out of which, **1,60,691** beneficiaries were vaccinated for 1st dose and **1,16,252** HCWs received 2nd dose of vaccine.



8 States account for **57.8%** of the total vaccine doses administered in India. Uttar Pradesh alone accounts for 10.4% (9,34,962).

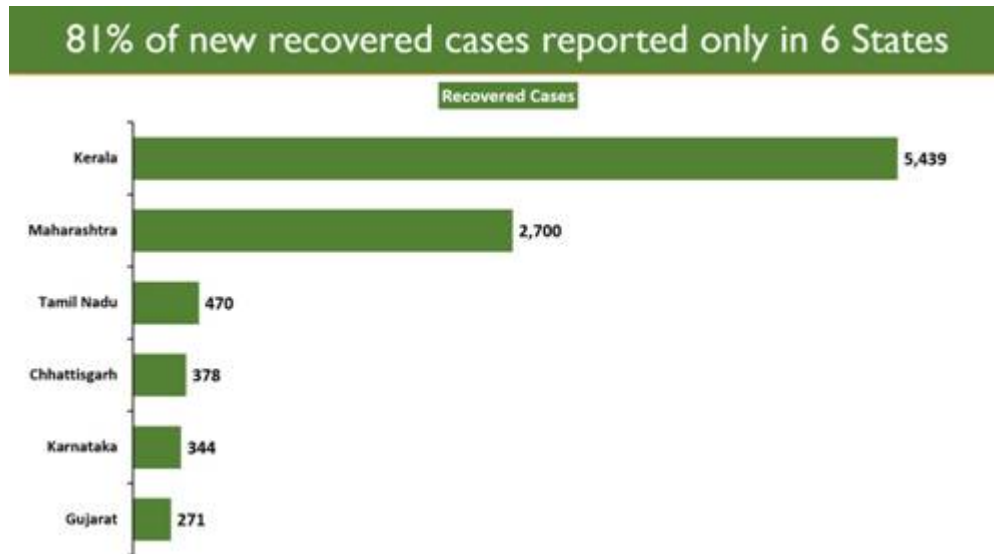


As on 16th February, 2021, till 4 pm, total 36 cases of hospitalization and 29 cases of deaths have been reported from people who have been vaccinated. Out of the 36 cases of hospitalisation, 22 were discharged after treatment. 2 are still under treatment and 12 cases died. Out of the 29 deaths, 17 deaths are outside hospital whereas 12 deaths are in the hospital.




f 81.15% of the new recovered cases are observed to be concentrated in 6 States.

Kerala has reported the maximum number of single day recoveries with 5,439 newly recovered cases. 2,700 people recovered in Maharashtra in the past 24 hours followed by 470 in Tamil Nadu.



86.15% of the daily new cases are from 6 States.

Kerala reports the highest daily new cases at 4,937. It is followed by Maharashtra with 3,663, while Tamil Nadu reported 451 new cases.

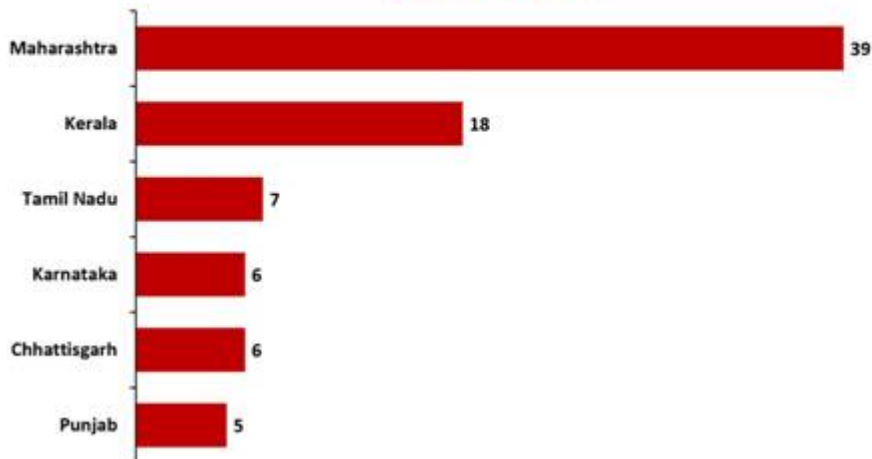


100 fatalities have been recorded in the last 24 hours.

Six States account for **81.00%** of the daily deaths. Maharashtra saw the maximum casualties (39). Kerala follows with 18 daily deaths and Tamil Nadu reported 7 casualties.

81% of new deaths reported only in 6 States

Deaths in last 24 hours



MV/SJ

HFW/COVID States data/17thFebruary2021/1

(Release ID: 1698602) Visitor Counter : 142

Read this release in: Urdu , Marathi , Hindi , Assamese , Bengali , Manipuri , Punjabi , Gujarati , Tamil , Telugu , Malayalam

