



f

Ministry of Health and Family Welfare

India's Daily new Cases continue to show steady decline; Recoveries on an upward streak



55% Decline in Average Daily Deaths in the last one month

in

62.6 lakh beneficiaries vaccinated against COVID19

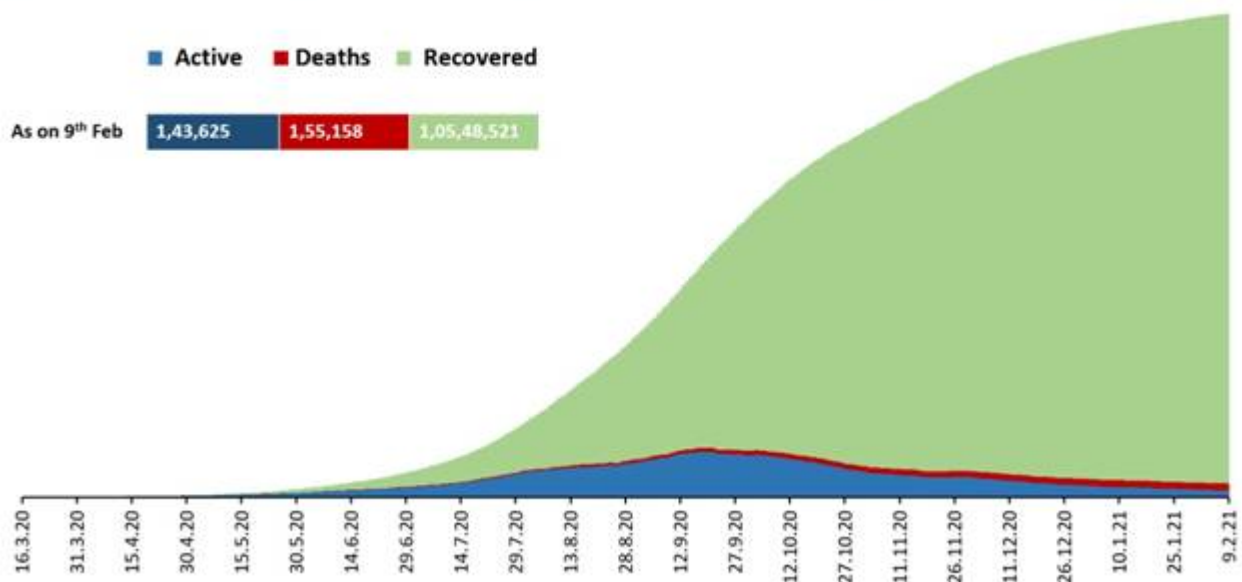
Posted On: 09 FEB 2021 11:09AM by PIB Delhi

India's daily new cases continue to manifest a downward trend. **9,110** new cases have been registered in the last 24 hours. Low number of daily cases and rising recoveries have ensured a sustained fall in the Active Cases.

India's total Active Caseload has also dropped to **1.43 lakh (1,43,625)** today. The active caseload now consists of just **1.32%** of India's total Positive Cases.

A total of **1.05 Cr (1,05,48,521)** people have recovered so far. **14,016** patients have recovered and got discharged in the last 24 hours. The difference between the recovered patients and the active cases continues to progressively grow. It is pegged at 1,04,04,896 today.

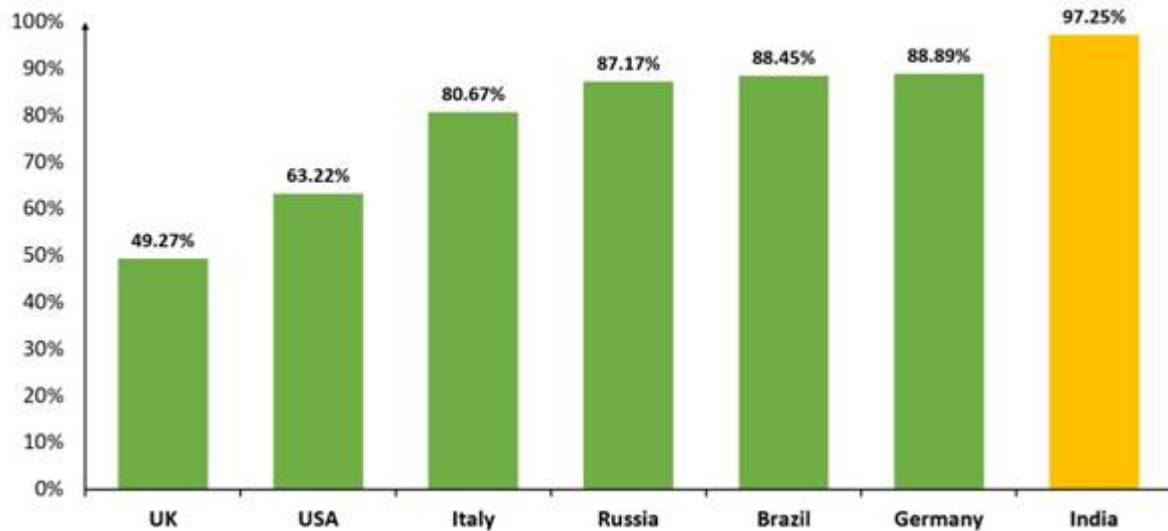
Recovered Cases above 1.05 crore and Active Cases below 1.5 lakhs



f With a consistent rise in cumulative recoveries, India's Recovery Rate has reached **97.25%**, one of the highest globally. UK, USA, Italy, Russia, Brazil and Germany have lower Recovery Rate than India's.



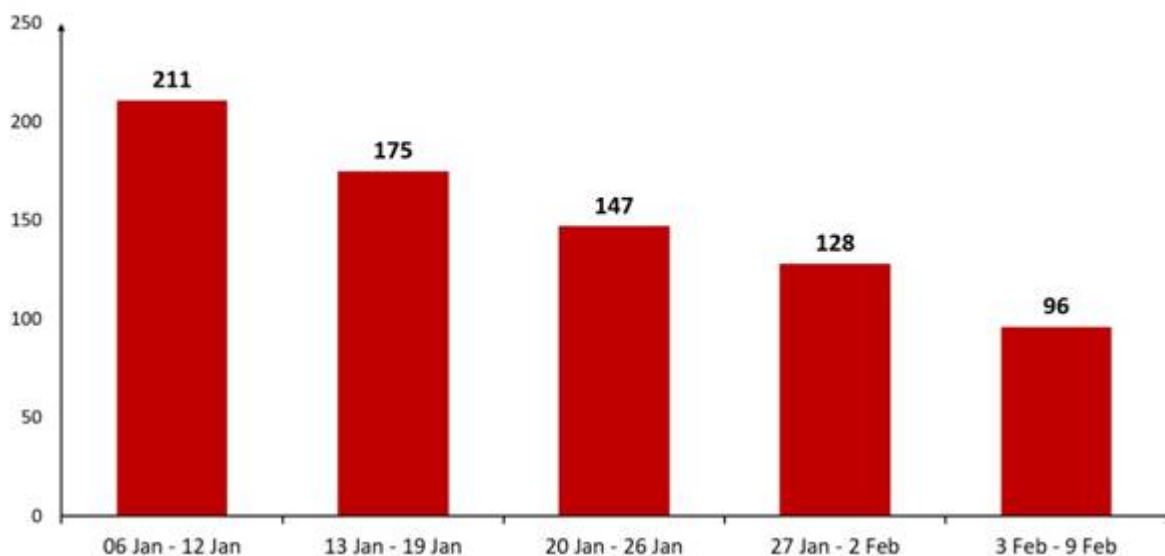
India's recovery rate – Amongst the highest in the world



Source: Worldometer

India's average daily deaths also continue to sharply decline. **From a high of 211 in the second week of January 2021, average daily deaths have reduced to 96 in the second week of February, 2021, registering a decline of 55%.**

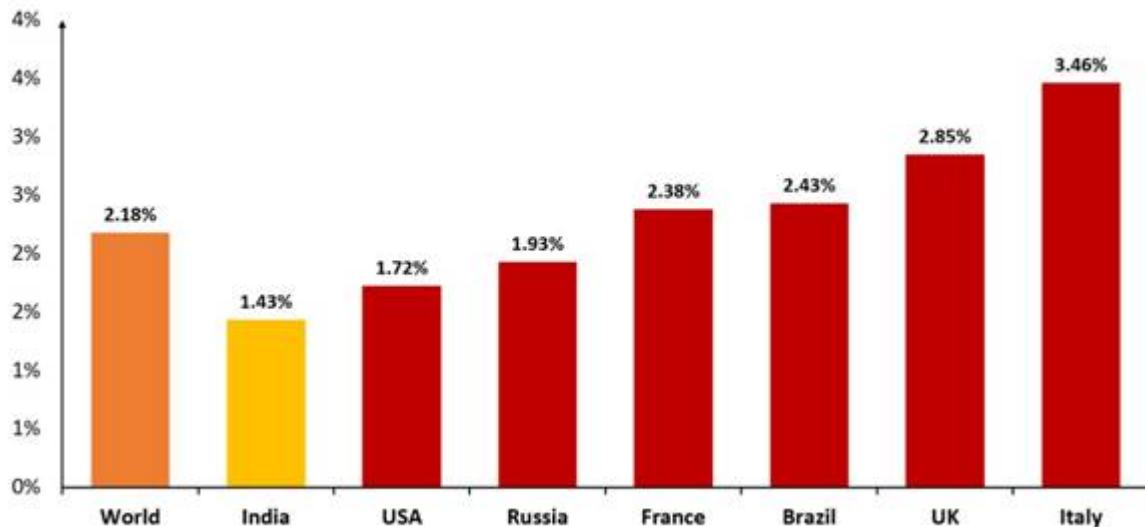
55% decline in average daily deaths in last 5 weeks



India's case fatality rate (CFR) of 1.43% is **amongst the lowest in the world**. The Global average is 2.18%.



Case fatality rate - amongst the lowest in the world

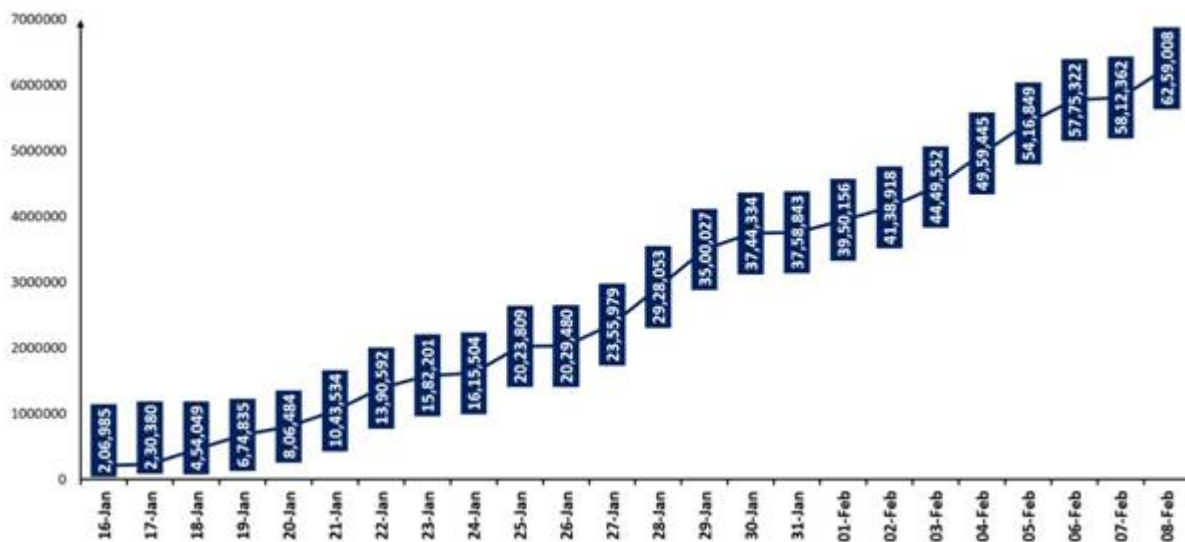


Source: WHO COVID-19 Dashboard

As on 9th February, 2021, till 8:00 AM, nearly **62.6lakh (62,59,008)** beneficiaries have received the vaccination under the countrywide COVID19 vaccination exercise.

Out of these, **5,482,102** are Healthcare Workers and **7,76,906** are Frontline workers.

62.59 lakh individuals have been vaccinated so far



During Day 24 of the vaccination drive, **4,46,646** people (HCWs – 1,60,710 and FLWs- 2,85,936) were vaccinated across 10,269 sessions. 1,26,756 sessions have been conducted so far.

f



in

| S. No. | States/UTs | Beneficiaries Vaccinated |
|--------|----------------------|--------------------------|
| 1 | A & N Islands | 3,397 |
| 2 | Andhra Pradesh | 3,14,316 |
| 3 | Arunachal Pradesh | 13,479 |
| 4 | Assam | 99,889 |
| 5 | Bihar | 3,97,555 |
| 6 | Chandigarh | 6,027 |
| 7 | Chhattisgarh | 1,84,733 |
| 8 | Dadra & Nagar Haveli | 1,550 |
| 9 | Daman & Diu | 745 |
| 10 | Delhi | 1,19,329 |
| 11 | Goa | 8,352 |
| 12 | Gujarat | 5,05,960 |
| 13 | Haryana | 1,69,055 |
| 14 | Himachal Pradesh | 58,031 |
| 15 | Jammu & Kashmir | 61,035 |
| 16 | Jharkhand | 1,24,505 |

f
Twitter
WhatsApp
Email
in

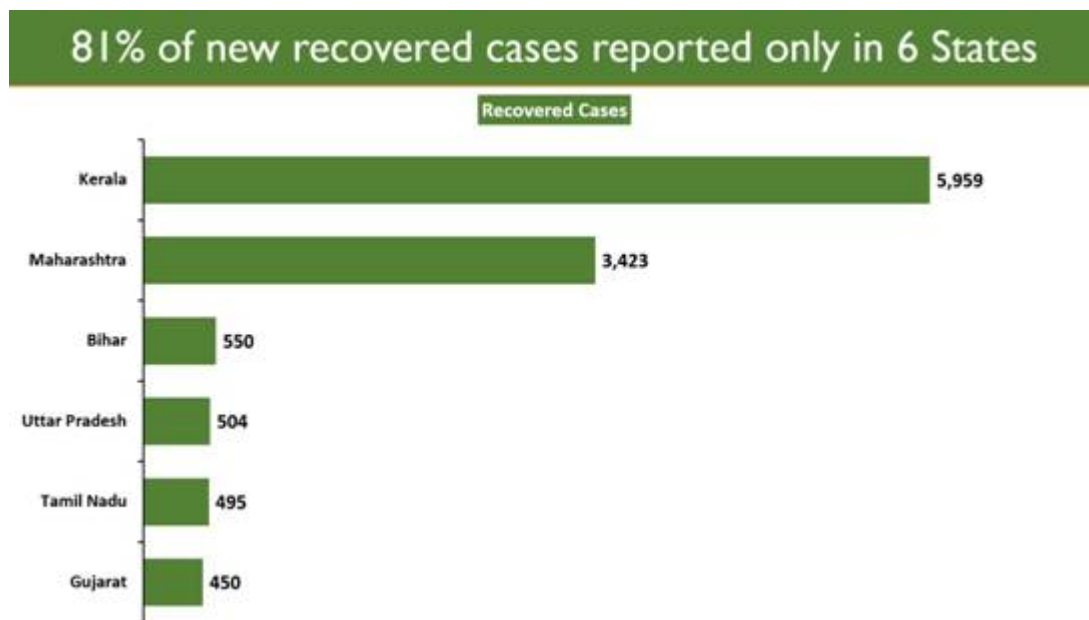
| | | |
|----|-----------------------|----------|
| 17 | Karnataka | 4,15,403 |
| 18 | Kerala | 3,07,998 |
| 19 | Ladakh | 2,234 |
| 20 | Lakshadweep | 868 |
| 21 | Madhya Pradesh | 3,79,251 |
| 22 | Maharashtra | 5,12,476 |
| 23 | Manipur | 9,989 |
| 24 | Meghalaya | 7,662 |
| 25 | Mizoram | 10,937 |
| 26 | Nagaland | 4,973 |
| 27 | Odisha | 3,15,725 |
| 28 | Puducherry | 3,881 |
| 29 | Punjab | 82,127 |
| 30 | Rajasthan | 4,87,848 |
| 31 | Sikkim | 6,007 |
| 32 | Tamil Nadu | 1,75,027 |
| 33 | Telangana | 2,29,027 |
| 34 | Tripura | 45,674 |
| 35 | Uttar Pradesh | 6,73,542 |
| 36 | Uttarakhand | 79,283 |



| | | |
|----|----------------------|------------------|
| 37 | West Bengal | 3,77,608 |
| 38 | Miscellaneous | 63,510 |
| | Total | 62,59,008 |

81.2% of the new recovered cases are observed to be concentrated in 6 States/UTs.

Kerala has reported the maximum number of single day recoveries with 5,959 newly recovered cases. 3,423 people recovered in Maharashtra in the past 24 hours followed by 550 in Bihar.

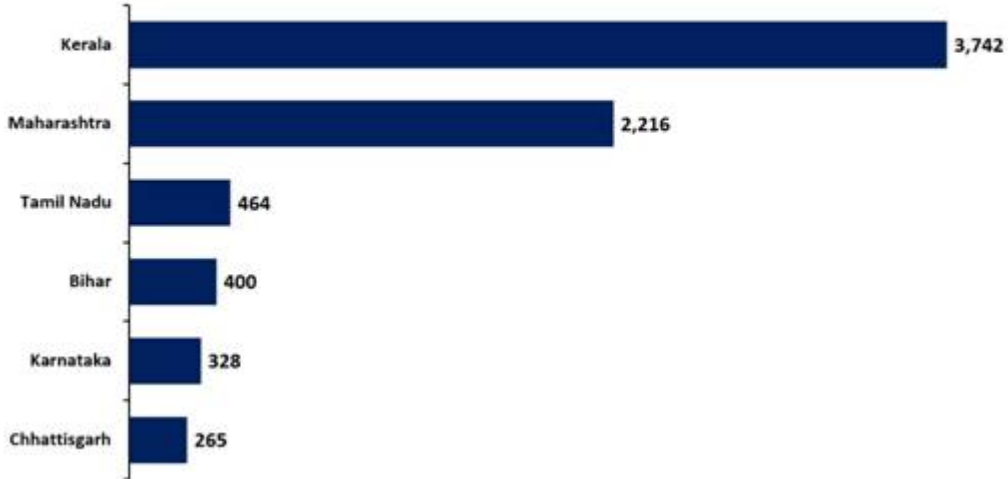


9,110 daily new cases registered in the last 24 hours. **81.39% of the new cases** are from 6 States and UTs.

Kerala continues to report the highest daily new cases at 3,742. It is followed by Maharashtra with 2,216, while Tamil Nadu reported 464 new cases.

81% of new cases reported in only 6 States

Cases in last 24 hours

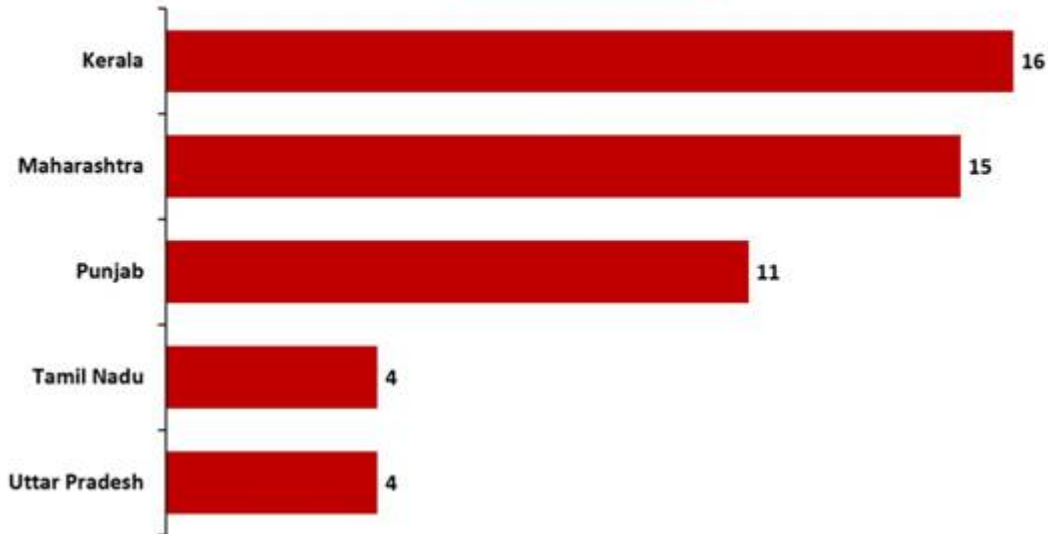


78 deaths were recorded in the last 24 hours. Less than 100 deaths have been reported since the last 4 days.

Five States/UTs account for **64.1%** of the new deaths. Kerala saw the maximum casualties (16). Maharashtra follows with 15 daily deaths, while Punjab reported 11 deaths.

64% of new deaths reported only in 5 States

Deaths in last 24 hours



MV/SJ

HFV/COVID States data/9th February2021/1

(Release ID: 1696402) Visitor Counter : 190

f Read this release in: Urdu , Hindi , Marathi , Manipuri , Bengali , Assamese , Punjabi , Gujarati , Tamil , Telugu

