



Ministry of Health and Family Welfare

 **India's total Active Cases less than Total Deaths;
Active Cases slide further down to 1.51 lakh** **Nearly 50 lakh beneficiaries vaccinated against
COVID19****India's Cases and Deaths per million population
amongst the lowest in the world****Fourteen States/UTs have reported no deaths in
the last 24 hours.**

Posted On: 05 FEB 2021 11:55AM by PIB Delhi

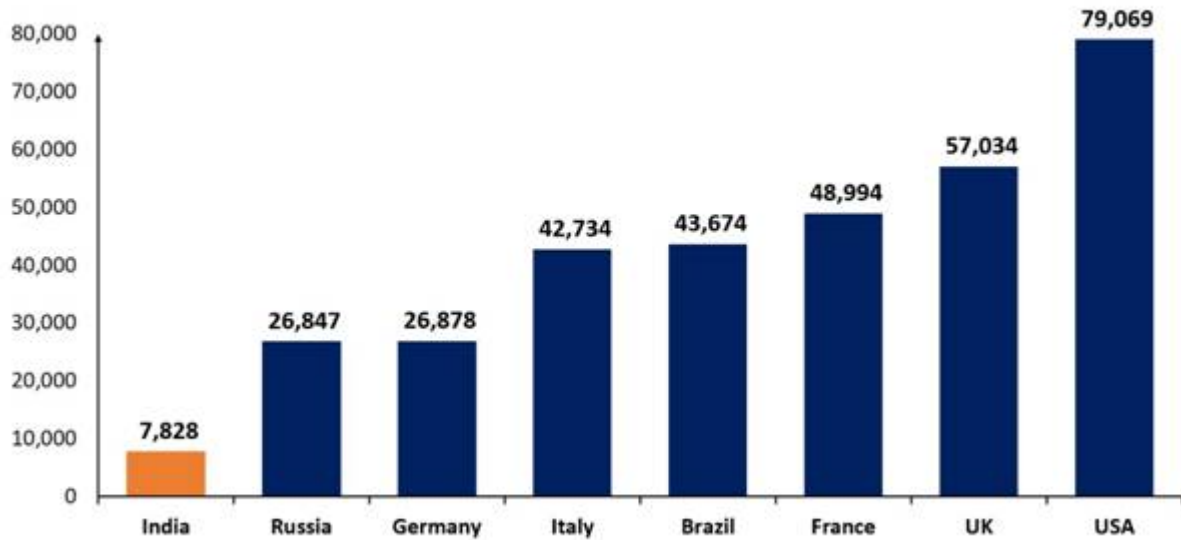
India's total active caseload continues to follow a consistent downward slide.

The total Active Cases have dropped to **1.51 lakh (1,51,460)** today. It is less than total deaths recorded (**1,54,823**) till today. The active caseload consists of just **1.40%** of India's total Positive Cases.

India's Daily New Cases also continue to follow a downward trajectory. 12,408 daily new positive cases recorded in the last 24 hours.

India's cases per million population (7,828) are **amongst the lowest in the world**. This count is much higher for countries like Russia, Germany, Italy, Brazil, France, UK and USA.

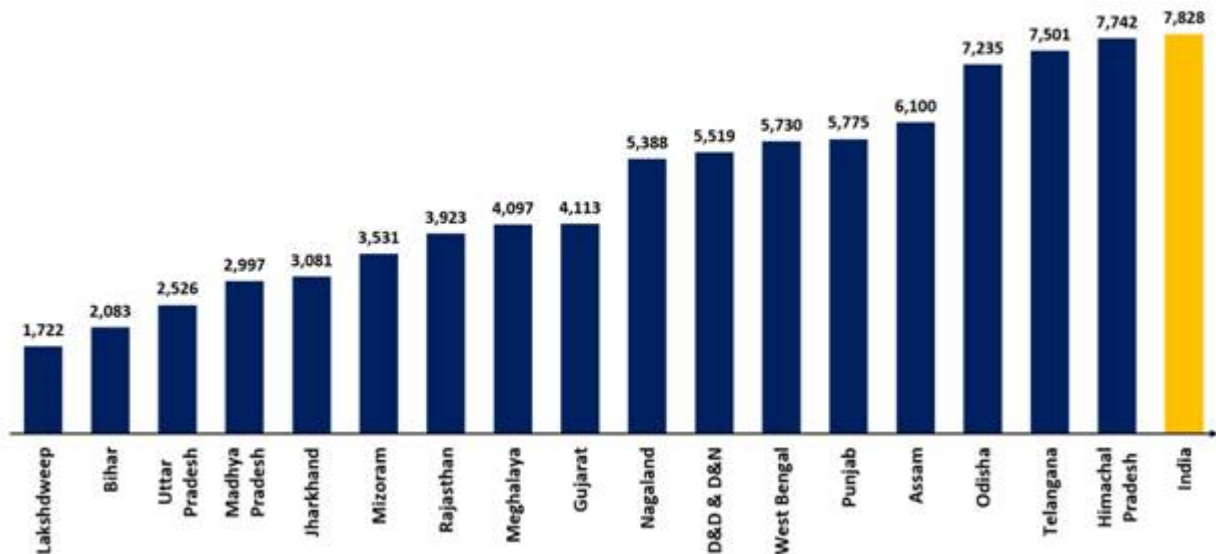
Cases per million population – Amongst the lowest in the world



Source: WHO COVID-19 Dashboard updated 4th February 2021

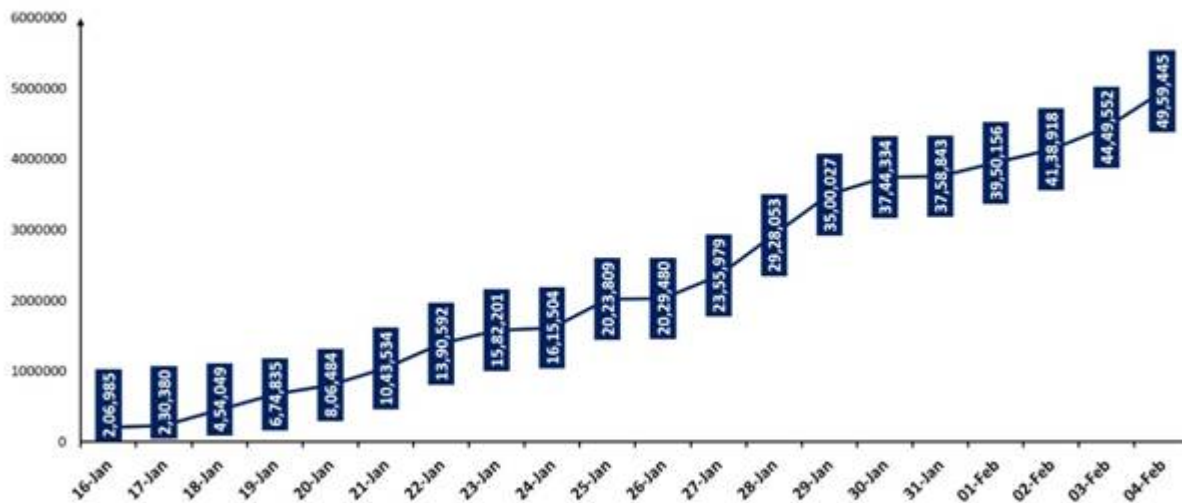
17 States/UTs have a lower case per million population than the national average. Lakshadweep has the lowest average of 1,722 cases per million among all States and UTs.

17 states & UTs cases per million lower than national average



As on 5th February, 2021, till 8:00 AM, nearly **50lakh (49,59,445)** beneficiaries have received the vaccination under the countrywide COVID19 vaccination exercise.

India Covid-19 Vaccination: Progress so far



In the last 24 hours, **5,09,893** people were vaccinated across 11,184 sessions. 95,801 sessions have been conducted so far.

S. No.	States/UTs	Beneficiaries Vaccinated
1	A & N Islands	2,938
2	Andhra Pradesh	2,43,243
3	Arunachal Pradesh	10,889
4	Assam	60,556
5	Bihar	3,12,339
6	Chandigarh	4,782
7	Chhattisgarh	1,31,173
8	Dadra & Nagar Haveli	1,075
9	Daman & Diu	561

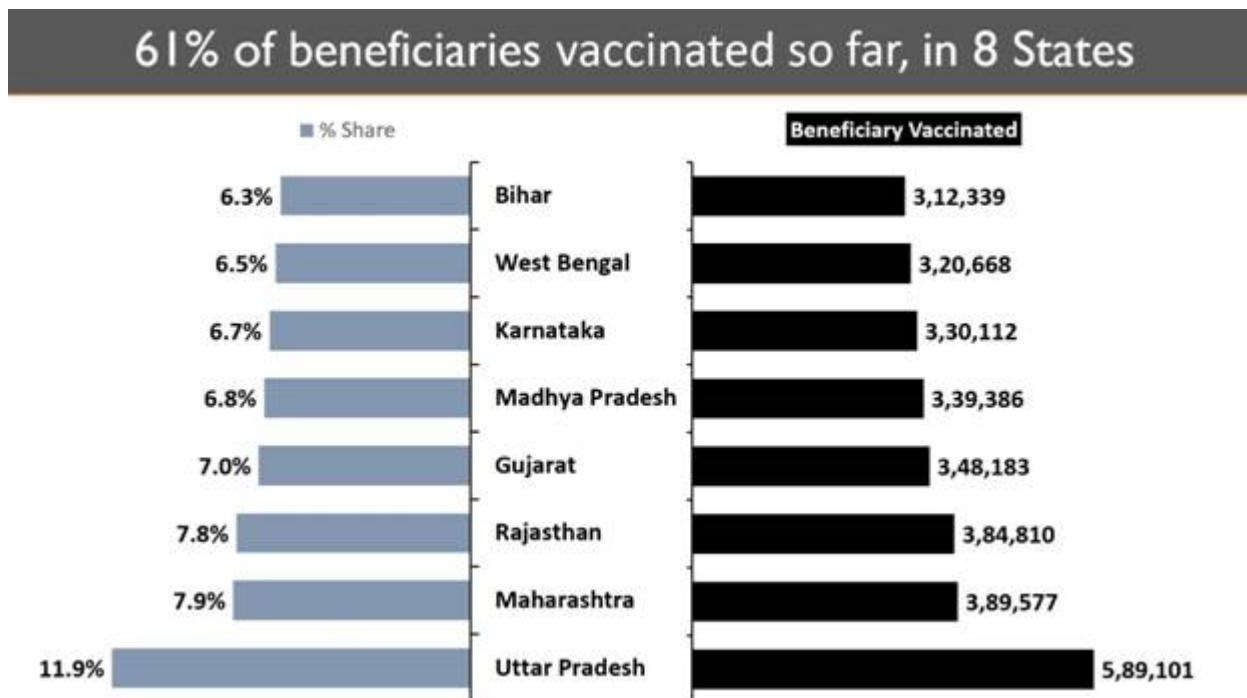


10	Delhi	90,927
11	Goa	7,193
12	Gujarat	3,48,183
13	Haryana	1,33,637
14	Himachal Pradesh	48,360
15	Jammu & Kashmir	34,475
16	Jharkhand	75,205
17	Karnataka	3,30,112
18	Kerala	2,70,992
19	Ladakh	1,511
20	Lakshadweep	807
21	Madhya Pradesh	3,39,386
22	Maharashtra	3,89,577
23	Manipur	6,095
24	Meghalaya	5,469
25	Mizoram	10,044
26	Nagaland	4,405
27	Odisha	2,34,923
28	Puducherry	3,222
29	Punjab	67,861



30	Rajasthan	3,84,810
31	Sikkim	4,264
32	Tamil Nadu	1,45,928
33	Telangana	1,88,279
34	Tripura	35,191
35	Uttar Pradesh	5,89,101
36	Uttarakhand	62,858
37	West Bengal	3,20,668
38	Miscellaneous	58,406
	Total	49,59,445

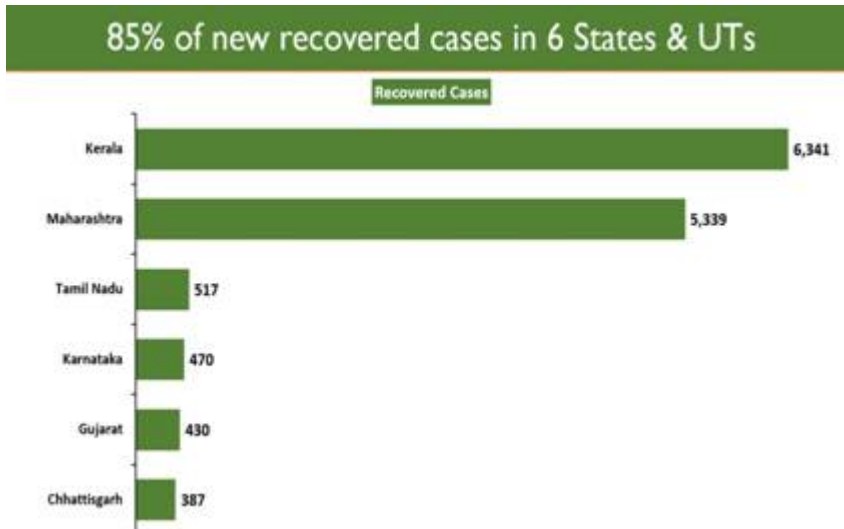
61% of beneficiaries vaccinated are from **8 States/UTs**. Uttar Pradesh accounts for **11.9%** (5,89,101) of the total beneficiaries vaccinated in India.



f A total of 1.04 Cr (**1,04,96,308**) people have recovered so far. **15,853** patients have recovered and got discharged in the last 24 hours. The Recovery Rate has reached **97.16%**. The higher number of recoveries via-a-vis new cases has widened the gap between recovered and active cases to 1,03,44,848.

85.06% of the new recovered cases are observed to be concentrated in 6 States/UTs.

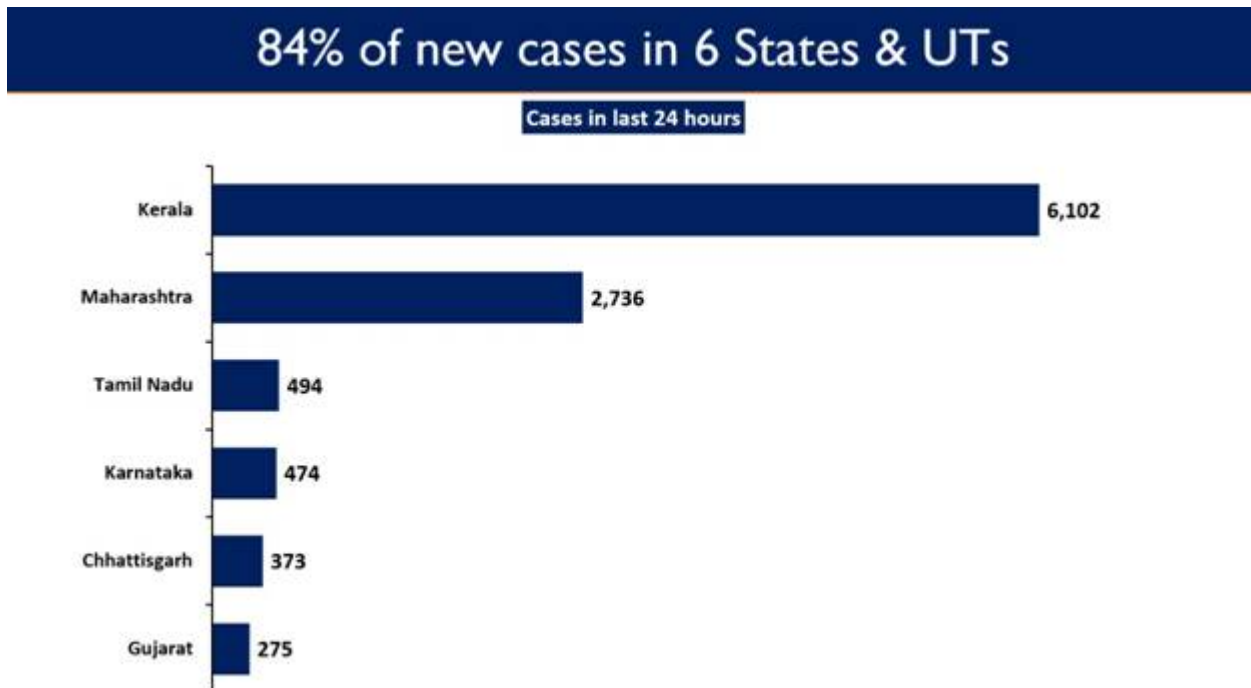
5,339 people recovered in Maharashtra in the past 24 hours followed by 517 in Tamil Nadu.



12,408 daily new cases registered in the last 24 hours.

84.25% of the new cases are from 6 States and UTs.

Kerala continues to report the highest daily new cases at 6,102. It is followed by Maharashtra with 2,736, while Tamil Nadu reported 494 new cases.

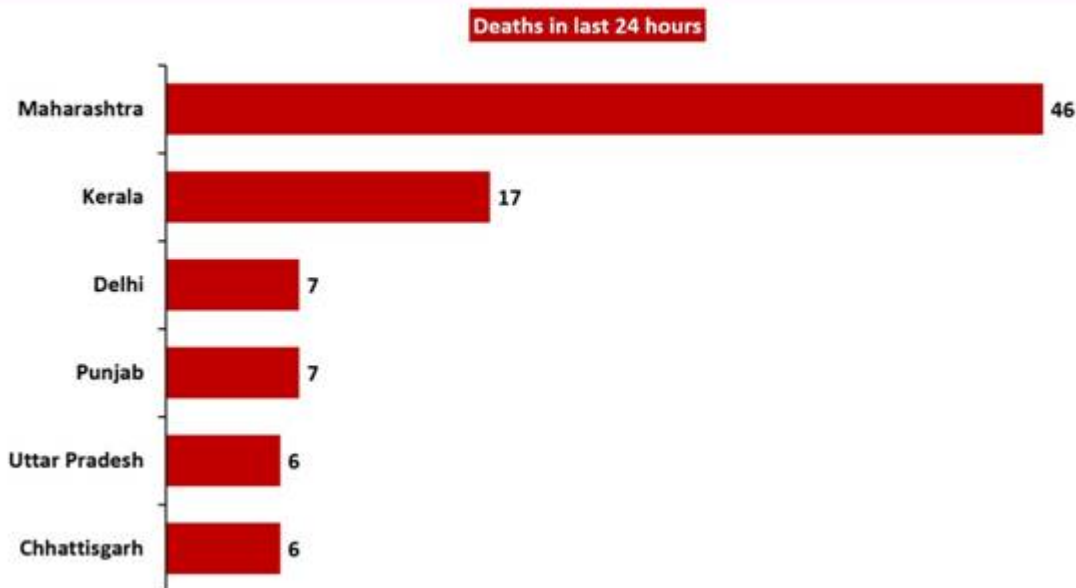


120 deaths were recorded in the last 24 hours.

Six States/UTs account for **74.17%** of the new deaths. Maharashtra saw the maximum casualties (46). Kerala follows with 17 daily deaths, while Punjab and Delhi reported 7 deaths each.

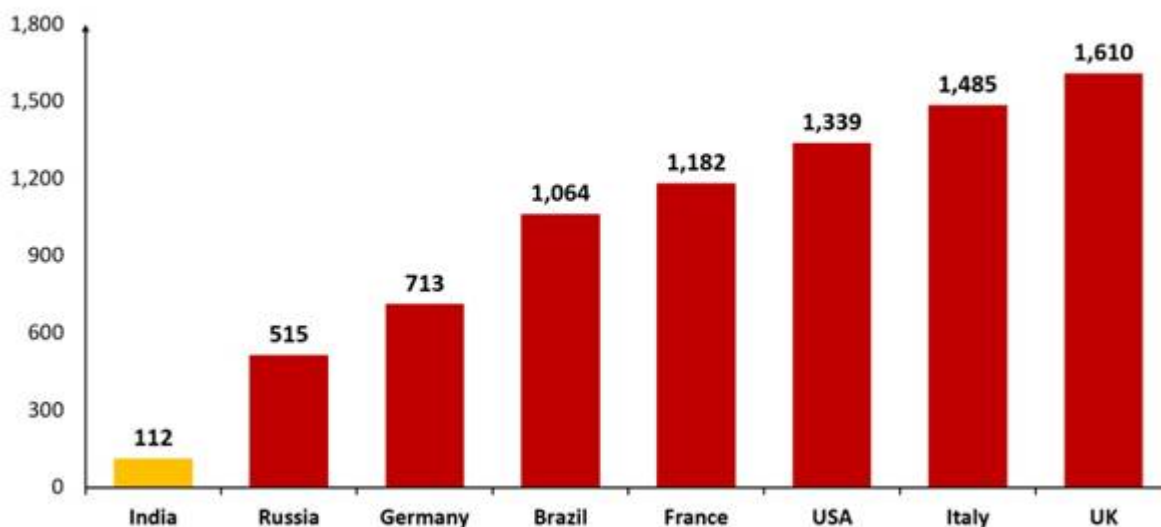
Fourteen States/UTs have reported **no deaths** in the last 24 hours. These are Andhra Pradesh, Jharkhand, Puducherry, Manipur, Meghalaya, Sikkim, Nagaland, Mizoram, Ladakh (UT), Tripura, Arunachal Pradesh, A&N Islands, D&D & D&N and Lakshadweep.

74% of new deaths in 6 States & UTs



India's 112 deaths per million population are also **amongst the lowest in the world**.

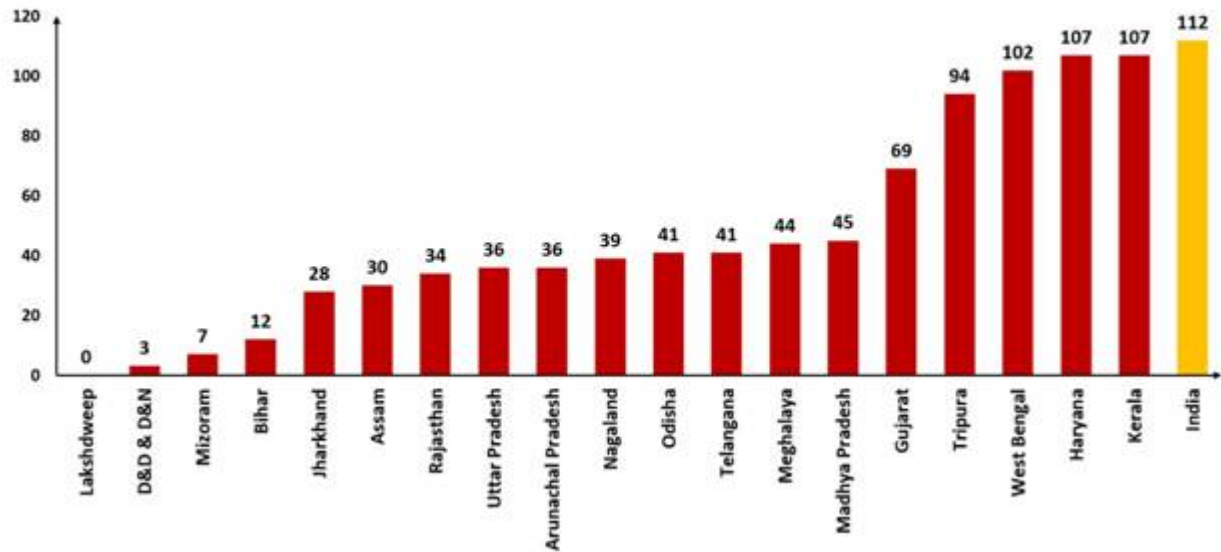
Deaths per million population – Amongst the lowest in the world



Sources: WHO COVID-19 Dashboard updated 4th February 2021

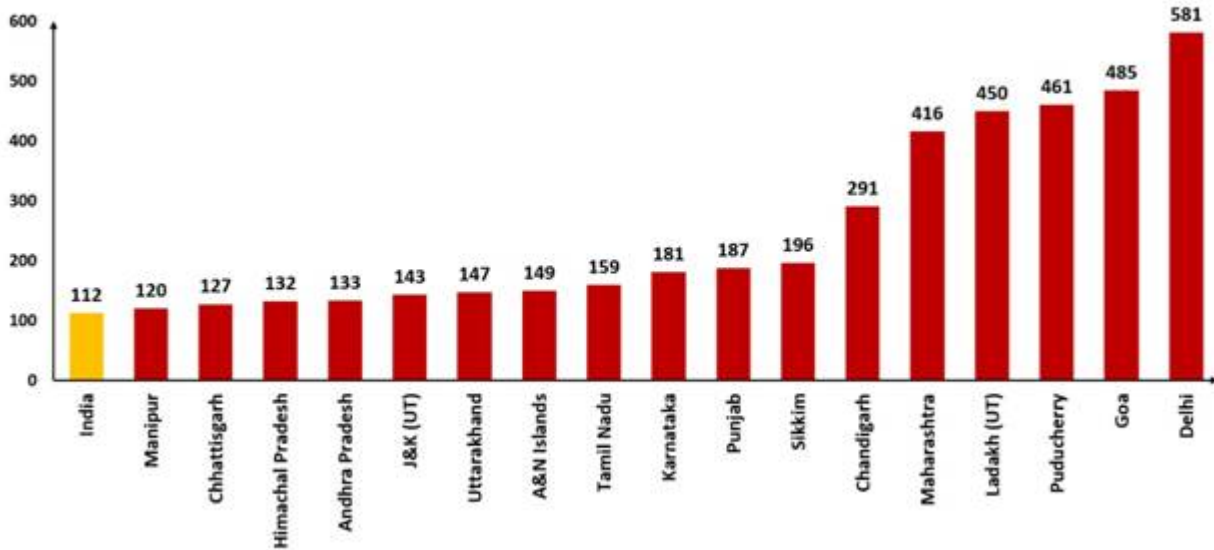
On the positive side, **19 States/UTs** have reported lower deaths per million average than the national average. Lakshadweep leads with an average of **0 deaths per million**.

19 states & UTs have deaths per million lower than national average



17 States/UTs have reported higher deaths per million population than the national average. Delhi's figure of 581 deaths per million is the highest among all the states.

17 states & UTs have deaths per million higher than national average



MV/SJ

HFV/COVID States data/5th February 2021/1

(Release ID: 1695415) Visitor Counter : 204

f Read this release in: Urdu , Hindi , Marathi , Manipuri , Bengali , Assamese , Punjabi , Gujarati , Odia , Tamil , Telugu , Malayalam

