



Ministry of Health and Family Welfare

India's Daily New Cases drop below 9,000 after 8 months; 8,635 new cases recorded in the last 24 hours



in

Daily Deaths less than 100, lowest in 8.5 months

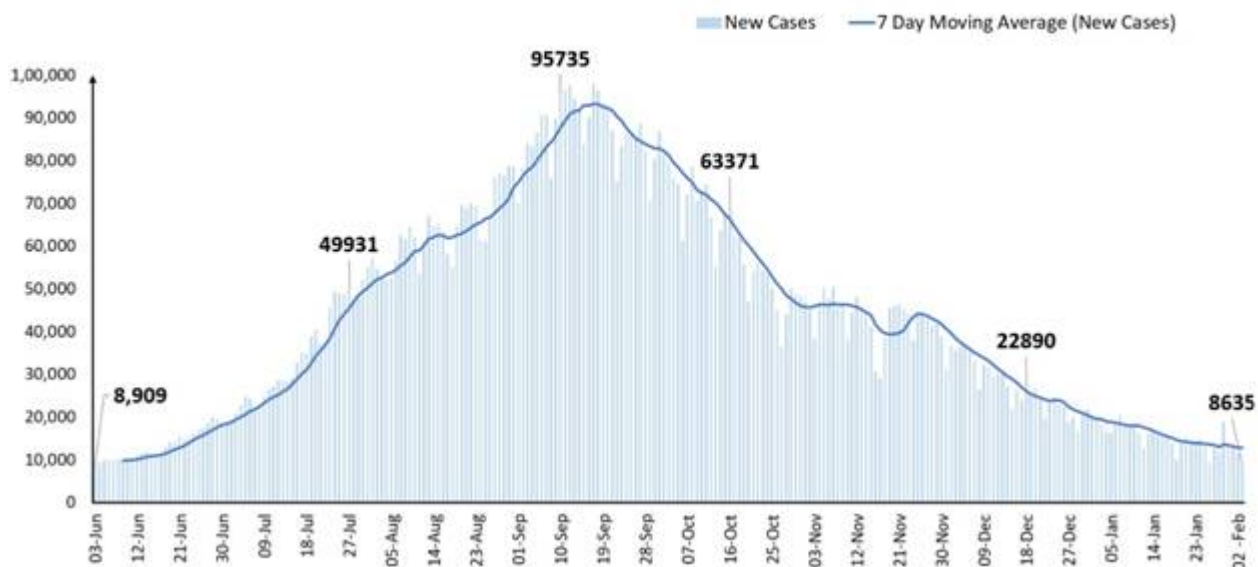
More than 39.5 lakh beneficiaries vaccinated against COVID19

Posted On: 02 FEB 2021 11:33AM by PIB Delhi

India's Daily New Cases continue to follow a consistent downward slope.

After reaching a high of 95,735 on 10<sup>th</sup> September 2020, they have dropped to **8,635** today, **lowest in 8 months.**

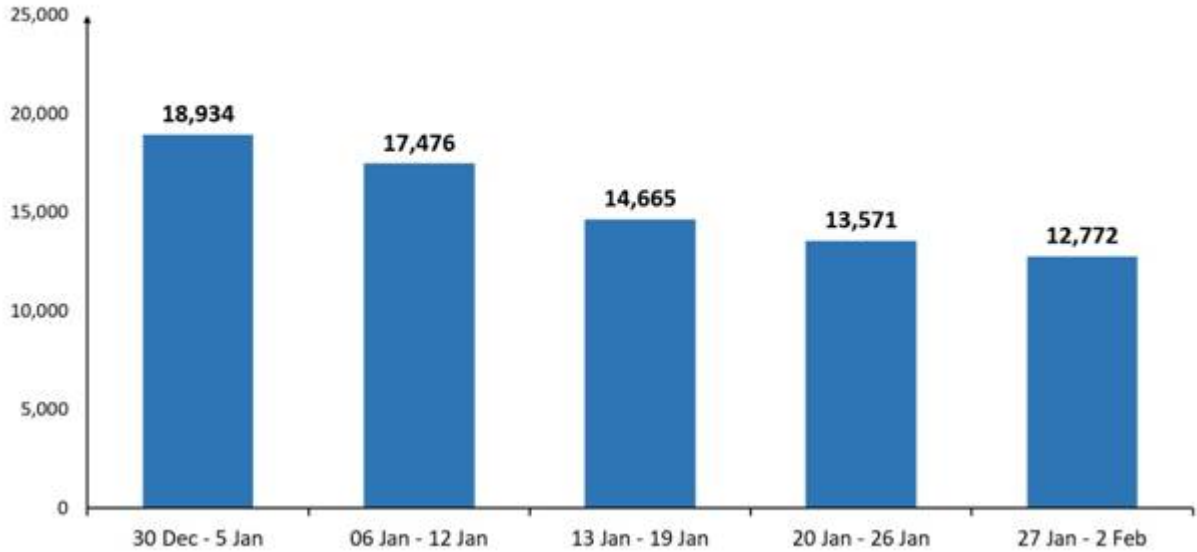
### Daily new cases less than 9000 after 8 months



India's average daily new cases also show a clear downward slip in the last 5 weeks. While it was 18,934 in the 30 Dec 2020 – 5 Jan 2021 period, the average daily new cases have reduced to 12,772 in the 27 Jan – 2 Feb 2021 timeline.

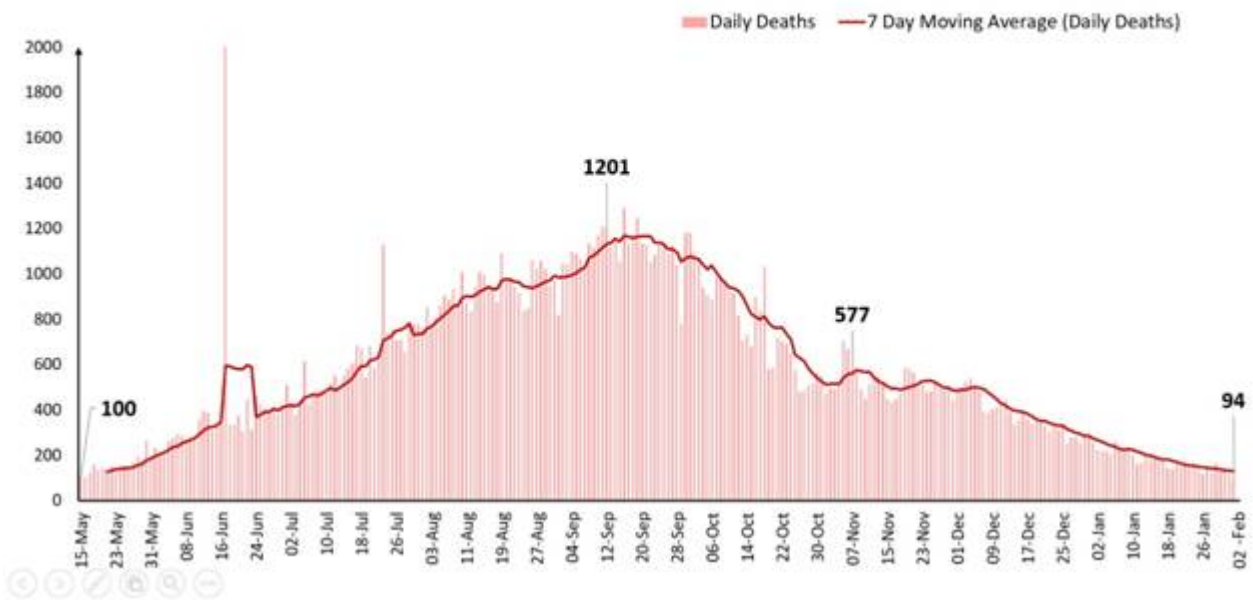


## Decline in average daily new cases (last 5 weeks)



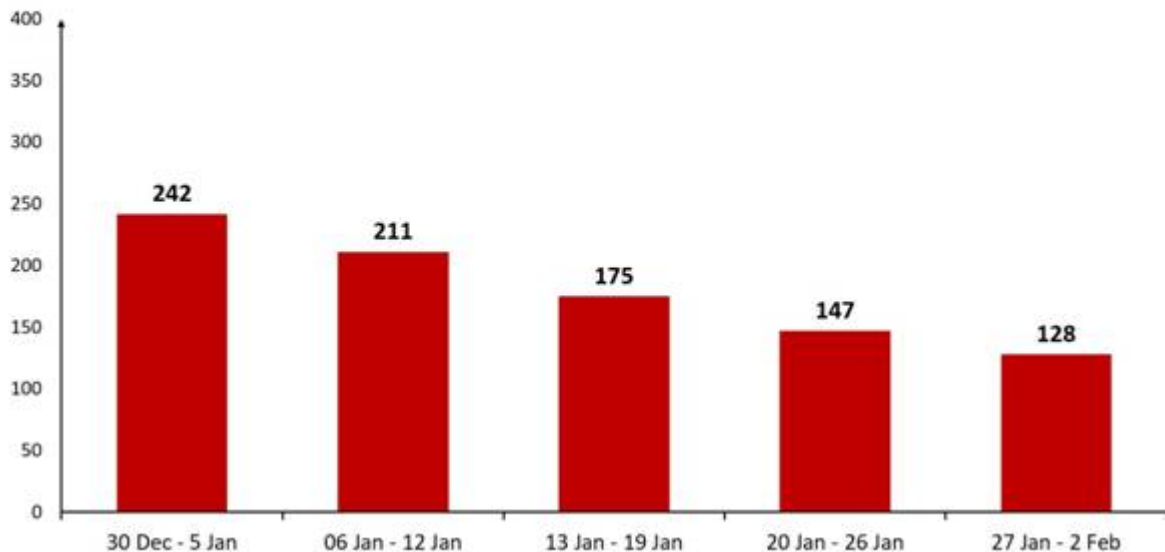
In another significant development, the country has reported less than 100 daily deaths in the last 24 hours, lowest in eight and half months. 100 deaths were recorded last on 15th May, 2020.

## Daily deaths less than 100 in last 24 hrs



The average daily deaths in the last 5 weeks also show a similar downward slide. The average daily deaths in the 27 Jan – 2 Feb 2021 phase is 128, in contrast to 242 average daily deaths recorded in the 30 Dec 2020 – 5 Jan 2021 period.

## Decline in average daily deaths (last 5 weeks)



The country's active caseload has also shrunk further to **1.63 lakh (1,63,353)** today. The present active caseload now consists of just **1.52%** of India's Total Positive Cases.

India's cumulative recoveries stand at 1.04cr (**1,04,48,406**) today. The Recovery Rate is **97.05%**.

As on 2<sup>nd</sup> February, 2021, till 8 AM, total of **39.50 lakh (39,50,156)** beneficiaries have received the vaccination under the countrywide COVID19 vaccination exercise.

S. No.	State/UT	Beneficiaries vaccinated
1	A & N Islands	2,727
2	Andhra Pradesh	1,87,252
3	Arunachal Pradesh	9,791
4	Assam	39,724
5	Bihar	1,84,215
6	Chandigarh	3,803
7	Chhattisgarh	76,705



8	<b>Dadra &amp; Nagar Haveli</b>	832
9	<b>Daman &amp; Diu</b>	441
10	<b>Delhi</b>	64,711
11	<b>Goa</b>	4,509
12	<b>Gujarat</b>	2,56,097
13	<b>Haryana</b>	1,26,759
14	<b>Himachal Pradesh</b>	33,434
15	<b>Jammu &amp; Kashmir</b>	26,634
16	<b>Jharkhand</b>	48,057
17	<b>Karnataka</b>	3,16,228
18	<b>Kerala</b>	1,93,925
19	<b>Ladakh</b>	1,234
20	<b>Lakshadweep</b>	807
21	<b>Madhya Pradesh</b>	2,98,376
22	<b>Maharashtra</b>	3,10,825
23	<b>Manipur</b>	4,373
24	<b>Meghalaya</b>	4,564
25	<b>Mizoram</b>	9,932
26	<b>Nagaland</b>	3,998
27	<b>Odisha</b>	2,07,462



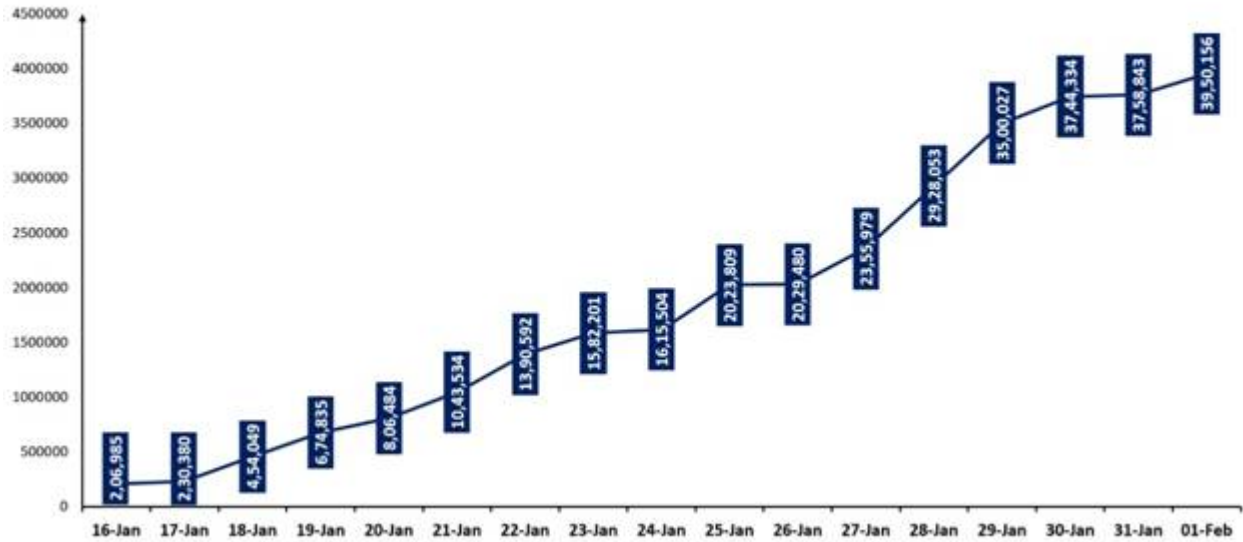
28	<b>Puducherry</b>	2,988
29	<b>Punjab</b>	59,285
30	<b>Rajasthan</b>	3,33,930
31	<b>Sikkim</b>	2,166
32	<b>Tamil Nadu</b>	1,12,687
33	<b>Telangana</b>	1,68,771
34	<b>Tripura</b>	31,190
35	<b>Uttar Pradesh</b>	4,63,793
36	<b>Uttarakhand</b>	37,505
37	<b>West Bengal</b>	2,66,407
38	<b>Miscellaneous</b>	54,019
<b>Total</b>		<b>39,50,156</b>

In the last 24 hours, **1,91,313** healthcare workers were vaccinated across **3,516** sessions.

**72,731** sessions have been conducted so far.

The number of beneficiaries being vaccinated every day has shown a progressive increase.

## India Covid-19 Vaccination: Progress so far

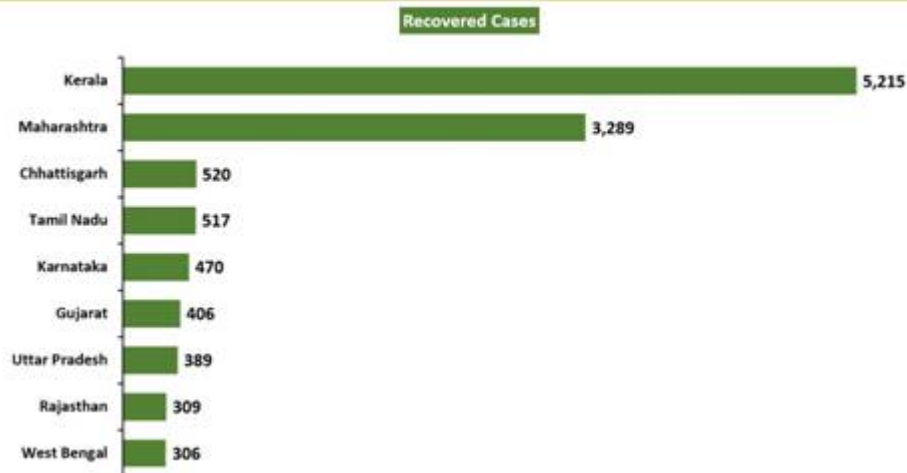


13,423 patients have recovered and discharged in the last 24h ours.

85.09% of the new recovered cases are observed to be concentrated in 10 States/UTs.

Kerala has reported the maximum number of single day recoveries with 5,215 newly recovered cases. 3,289 people recovered in Maharashtra in the past 24 hours followed by 520 in Chhattisgarh.

### 85% of new recovered cases in 9 States & UTs



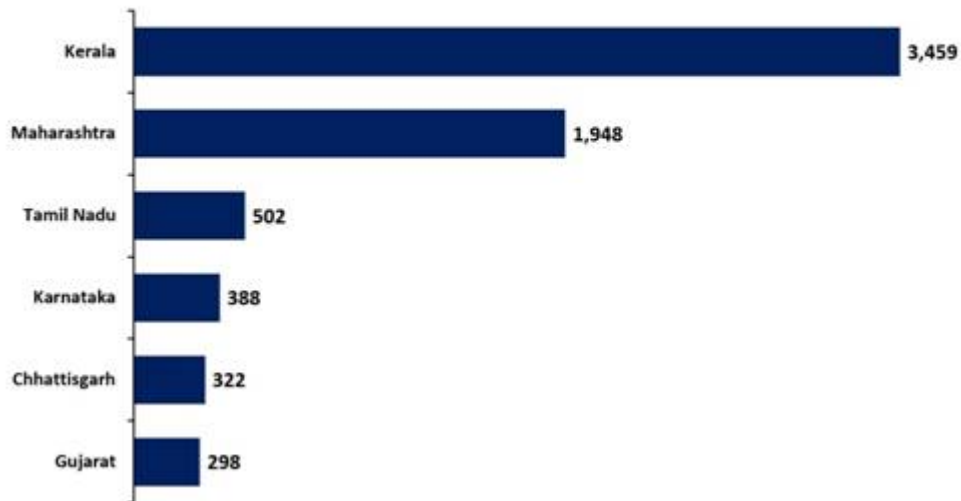
80.10% of the daily new cases are from 6 States and UTs.

Kerala reports the highest daily new cases at 3,459. It is followed by Maharashtra with 1,948, while Tamil Nadu reported 502 new cases.

The Centre has rushed High Level teams to Kerala and Maharashtra for supporting the States in public health interventions for COVID19 management.

## 80% of new cases in 6 States & UTs

Cases in last 24 hours



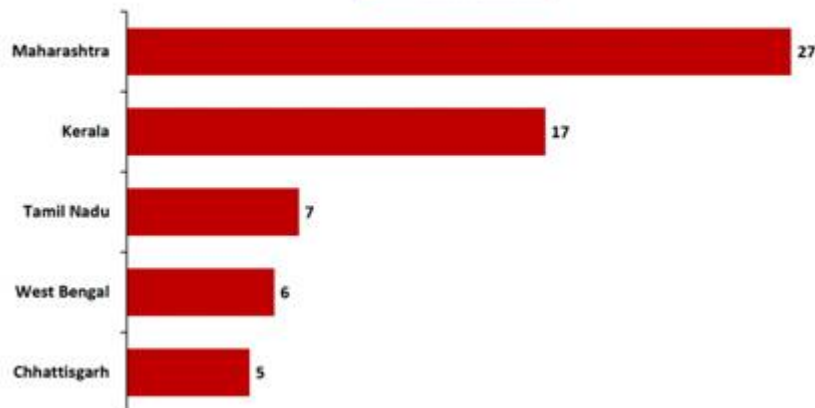
**94 fatalities** have been recorded in the last 24 hours.

Five States/UTs account for **65.96%** of the daily deaths. Maharashtra saw the maximum casualties (27). Kerala follows with 17 daily deaths and Tamil Nadu reported 7 casualties.

Sixteen States/UTs have not reported any deaths in the last 24 hours.

## 66% of new deaths in 5 States & UTs

Deaths in last 24 hours



\*\*\*\*

MV/SJ

HFV/COVID States data/2<sup>nd</sup>February2021/2

(Release ID: 1694350) Visitor Counter : 38

Read this release in: Manipuri

