



Ministry of Health and Family Welfare



India's Recovery Rate touches 97%; 11,858 recoveries in the last 24 hours



Daily New Cases and deaths continue to follow a downward slide

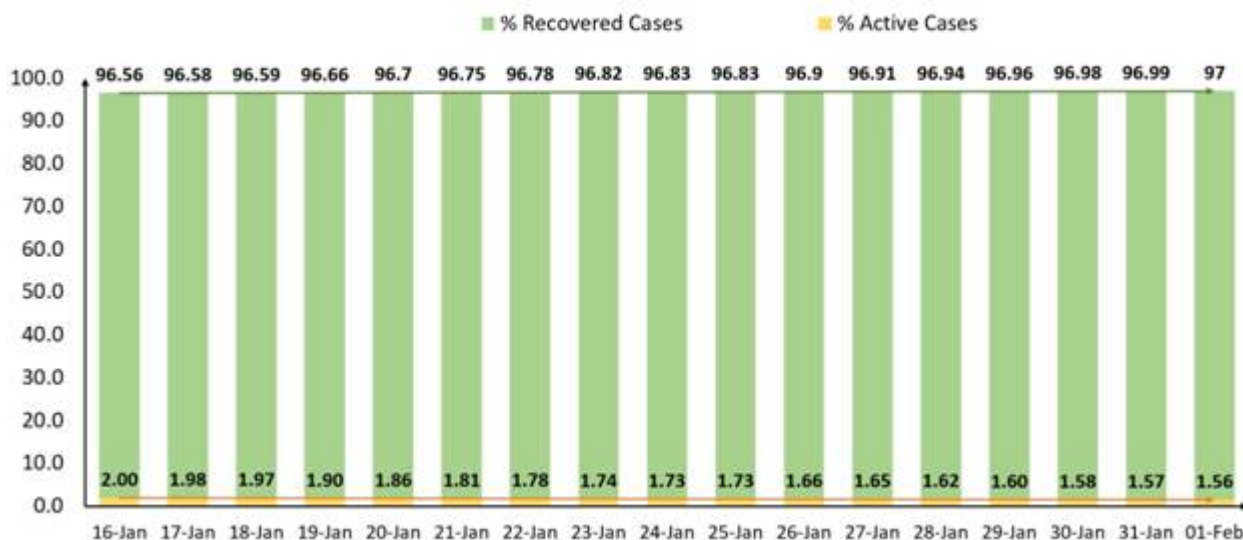


More than 37.5 lakh beneficiaries vaccinated against COVID19

Posted On: 01 FEB 2021 12:11PM by PIB Delhi

With a consistent rise in cumulative recoveries, India's Recovery Rate has reached **97%**, one of the highest globally. India's total Active Caseload has dropped to **1.68 lakh (1,68,235)** today. The active caseload now consists of just **1.56%** of India's total Positive Cases.

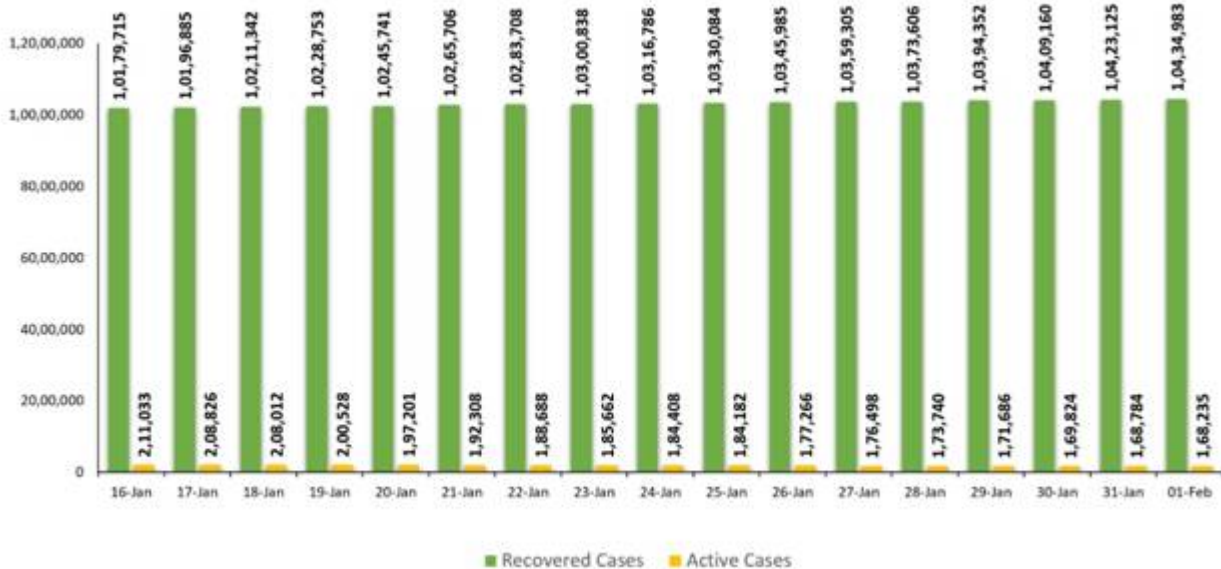
Recovery Rate reaches 97% and Active cases less than 1.6%



A total of **1,04,34,983** people have recovered so far. **11,858** patients have recovered and got discharged in the last 24 hours. The higher number of recoveries via-a-vis new cases has widened the gap between recovered and active cases to more than 1 crore (10,266,748).

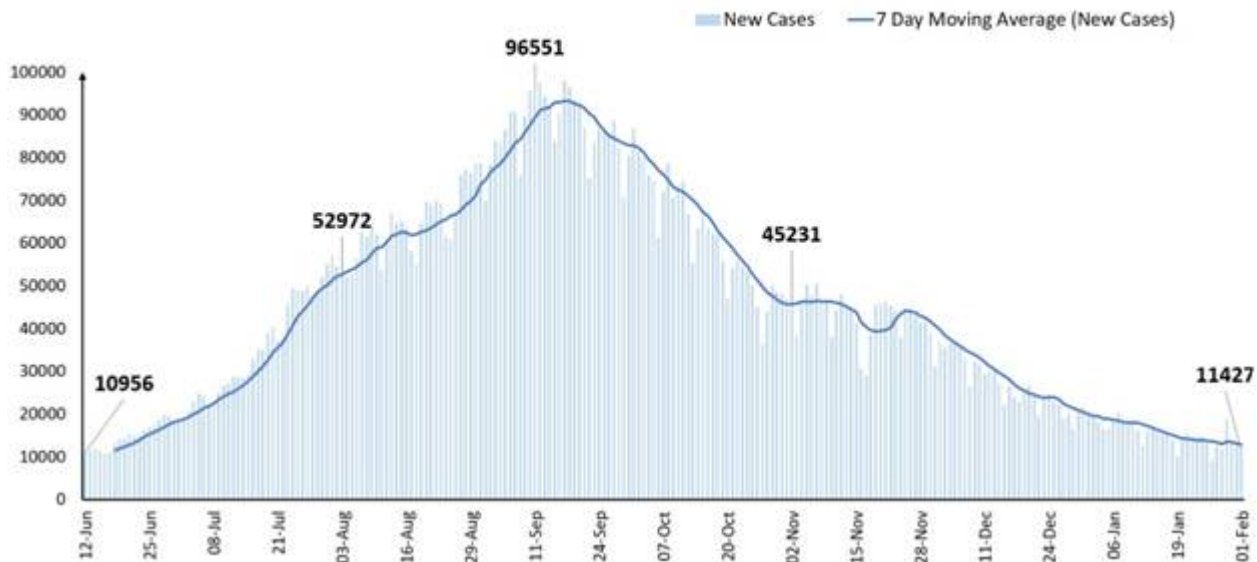


Gap between recovered cases & active cases more than 1 crore



India’s Daily New Cases continue to follow a downward trajectory. From an all-time high of 96,551 on 11th September, 2021, the country’s daily new positive cases have come down to 11,427 on 1st February, 2021.

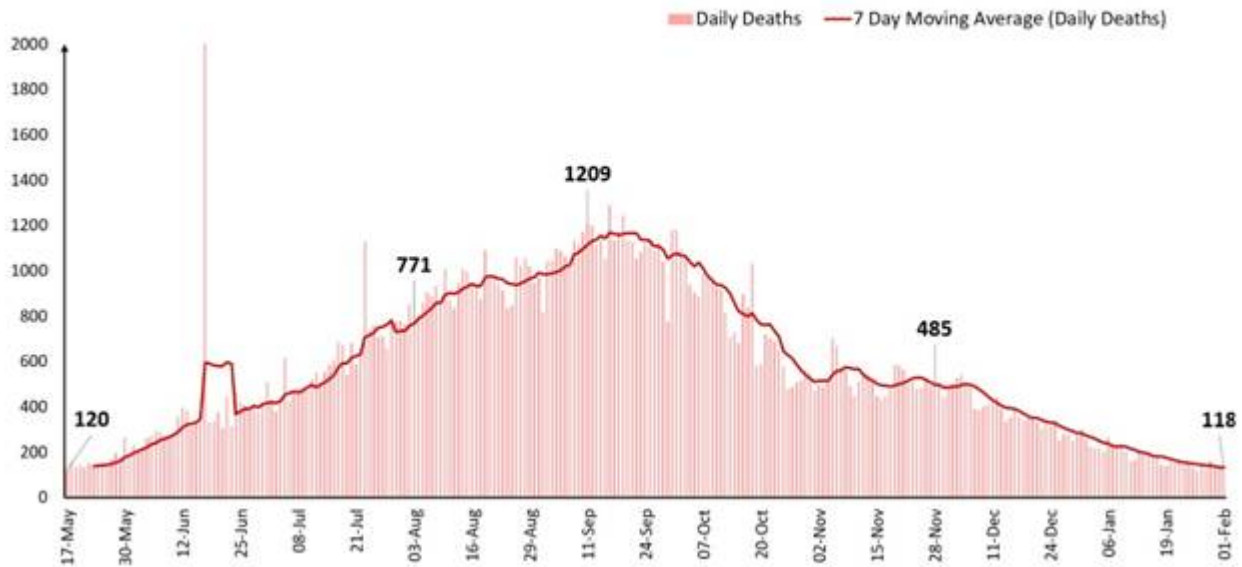
Continuous Decline in Daily New Cases



Country’s Daily new Deaths have fallen below the 120 mark. **118** deaths were recorded in the last 24 hours.

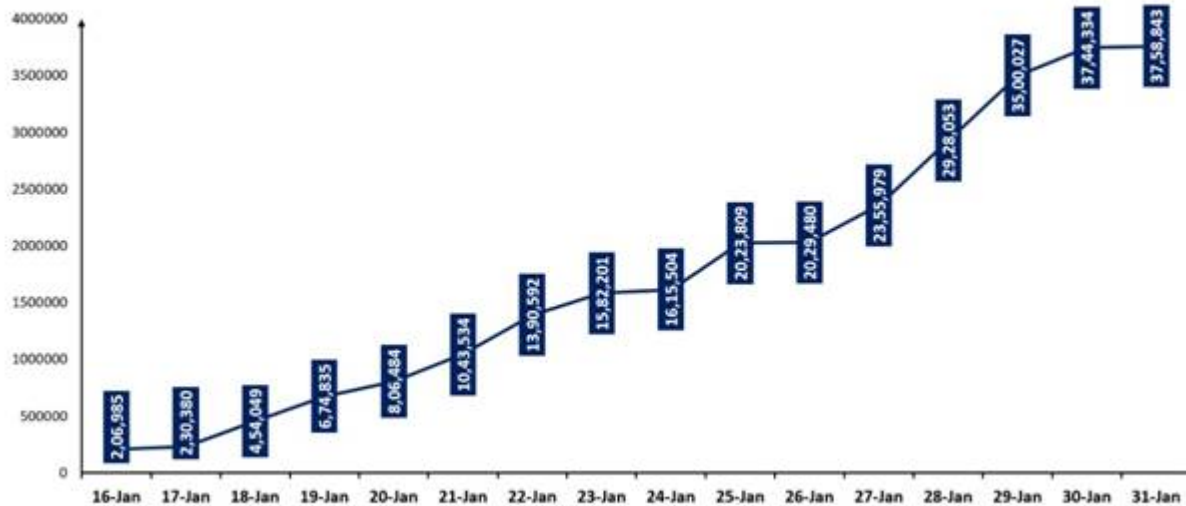


Daily deaths less than 120



As on 1st February, 2021, till 8:00 AM, more than **37.5 lakh (37,58,843)** beneficiaries have received the vaccination under the countrywide COVID19 vaccination exercise.

India Covid-19 Vaccination: Progress so far



In the last 24 hours, **14,509** people were vaccinated across 253 sessions. 69,215 sessions have been conducted so far.



S. No.	States/UTs	Beneficiaries Vaccinated
1	A & N Islands	2,727
2	Andhra Pradesh	1,87,252
3	Arunachal Pradesh	9,651
4	Assam	38,106
5	Bihar	1,48,293
6	Chandigarh	3,447
7	Chhattisgarh	72,704
8	Dadra & Nagar Haveli	692
9	Daman & Diu	391
10	Delhi	56,818
11	Goa	4,117
12	Gujarat	2,47,891
13	Haryana	1,25,977
14	Himachal Pradesh	27,734
15	Jammu & Kashmir	26,634
16	Jharkhand	40,860
17	Karnataka	3,15,370
18	Kerala	1,65,171



19	Ladakh	1,128
20	Lakshadweep	807
21	Madhya Pradesh	2,98,376
22	Maharashtra	2,69,064
23	Manipur	3,987
24	Meghalaya	4,324
25	Mizoram	9,346
26	Nagaland	3,993
27	Odisha	2,06,424
28	Puducherry	2,736
29	Punjab	57,499
30	Rajasthan	3,30,797
31	Sikkim	2,020
32	Tamil Nadu	1,05,821
33	Telangana	1,68,606
34	Tripura	29,796
35	Uttar Pradesh	4,63,793
36	Uttarakhand	31,228
37	West Bengal	2,43,143
38	Miscellaneous	52,120

Total

37,58,843



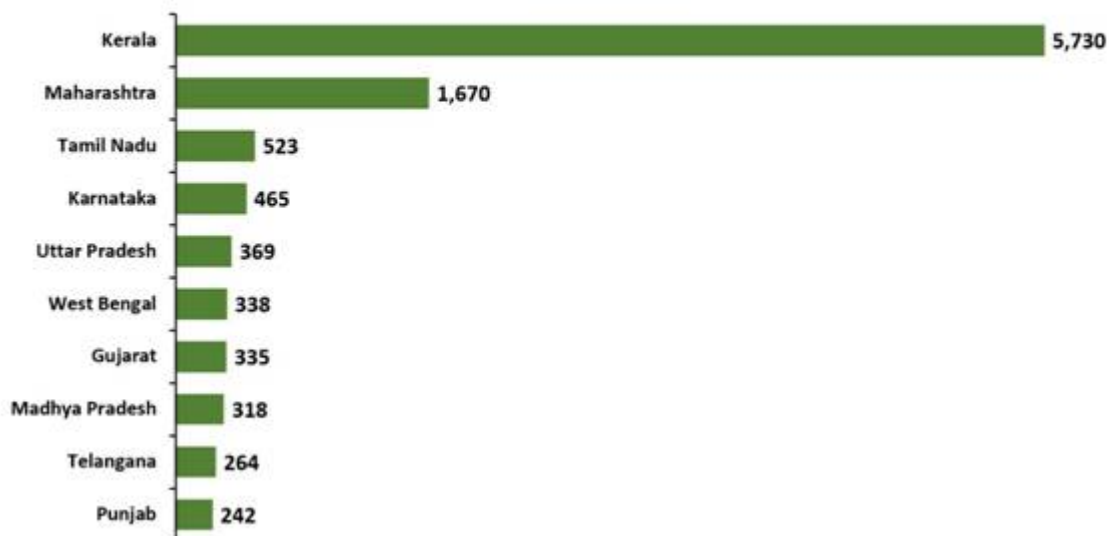
86.47% of the new recovered cases are observed to be concentrated in 10 States/UTs.

Kerala has reported the maximum number of single day recoveries with 5,730 newly recovered cases. 1,670 people recovered in Maharashtra in the past 24 hours followed by 523 in Tamil Nadu.



86% of new recovered cases in 10 States & UTs

Recovered Cases



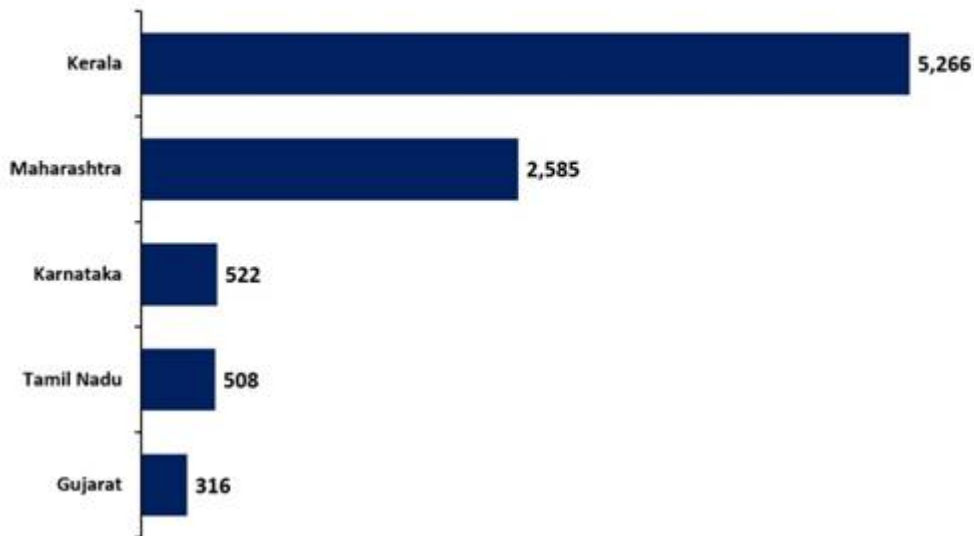
11,427 daily new cases registered in the last 24 hours.

80.48% of the new cases are from 5 States and UTs.

Kerala continues to report the highest daily new cases at 5,266. It is followed by Maharashtra with 2,585, while Karnataka reported 522 new cases. Top two states, Kerala and Maharashtra cumulatively contributed 68.71% of new daily cases.

80% of new cases in 5 States & UTs

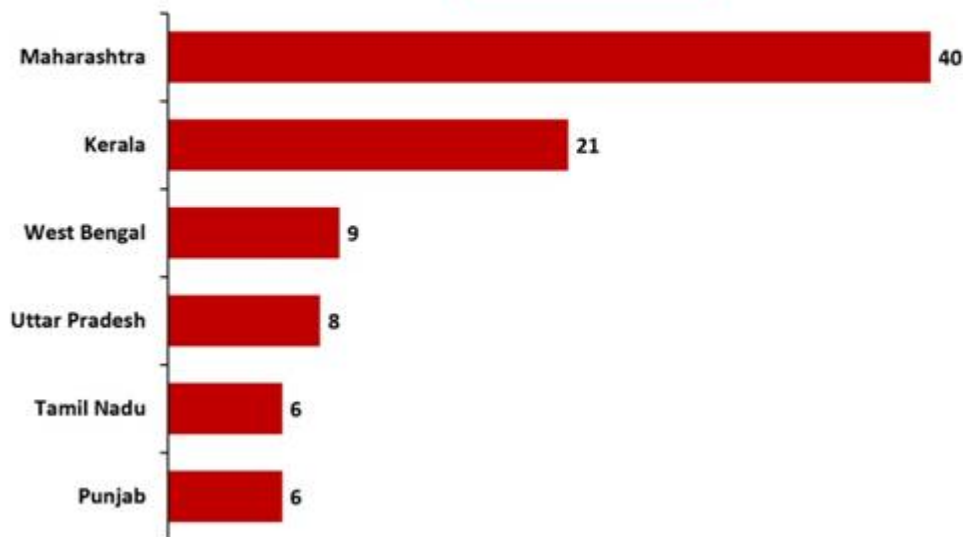
Cases in last 24 hours



Six States/UTs account for **76.27%** of the new deaths. Maharashtra saw the maximum casualties (40). Kerala follows with 21 daily deaths and West Bengal with 9.

76% of new deaths in 6 States & UTs

Deaths in last 24 hours



MV/SJ

HFV/COVID States data/1st February2021/1

(Release ID: 1693842) Visitor Counter : 480

f Read this release in: Urdu , Marathi , Manipuri , Bengali , Assamese , Punjabi , Gujarati , Tamil , Telugu

