



Ministry of Health and Family Welfare



# On a sustained downward slope, India's Active Caseload further dips to 1.68 lakh



## Daily Recoveries exceed Daily New Cases since last 24 days



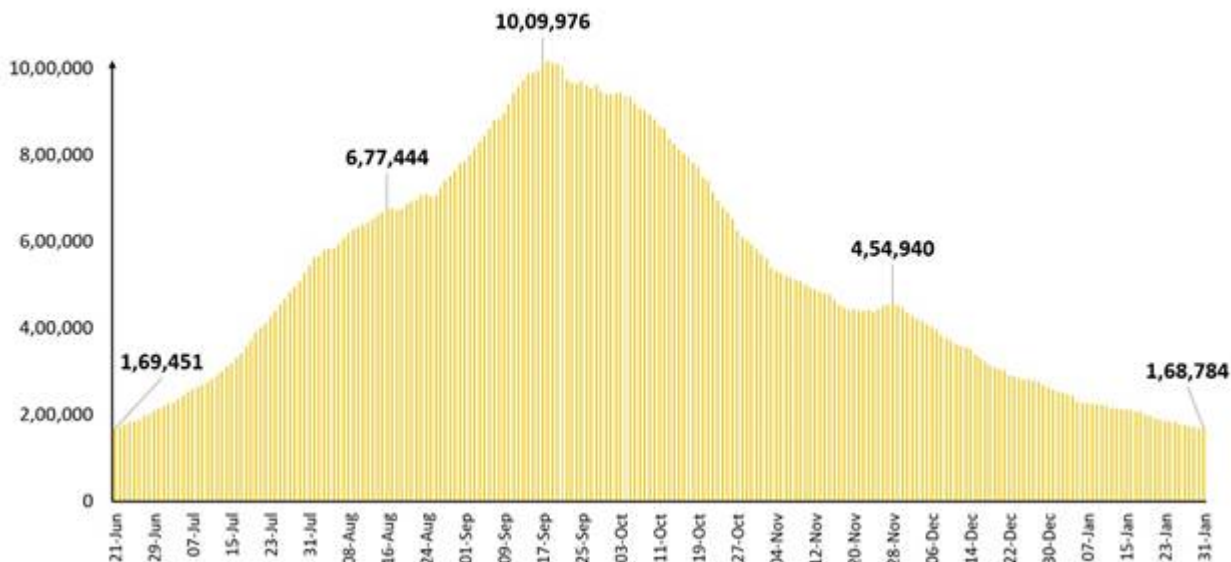
# More than 37 lakh beneficiaries vaccinated against COVID19

Posted On: 31 JAN 2021 12:25PM by PIB Delhi

India's total Active Caseload continues to follow a consistent downward slope. It has dropped to **1.68 lakh (1,68,784)** today.

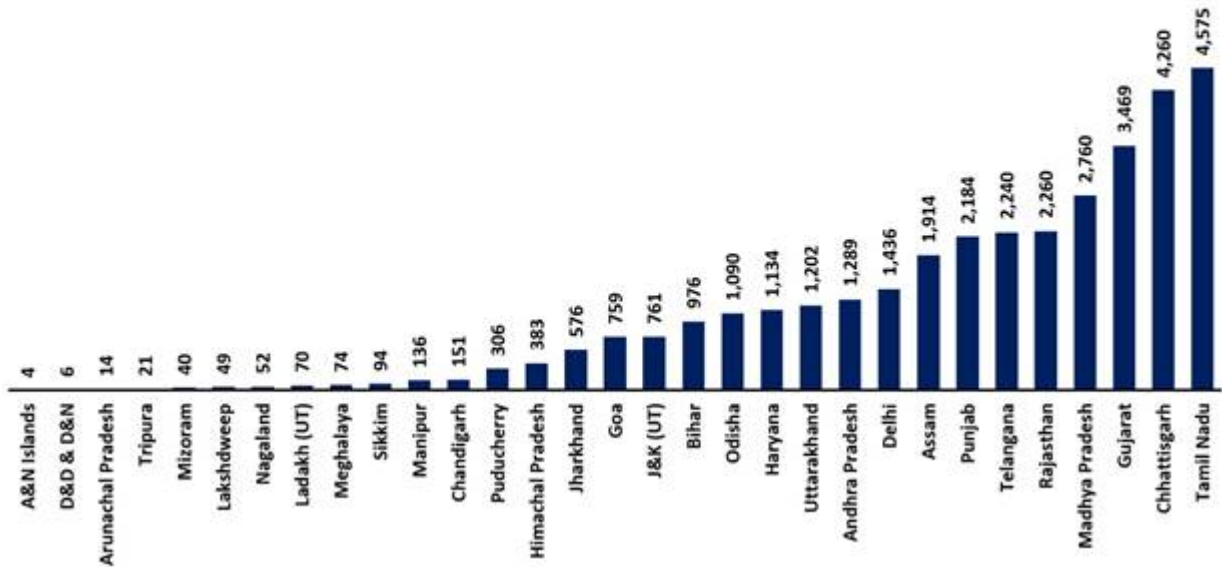
The present active caseload now consists of just **1.57%** of India's Total Positive Cases.

### Active cases continue to decline, less than 1.70 lakhs



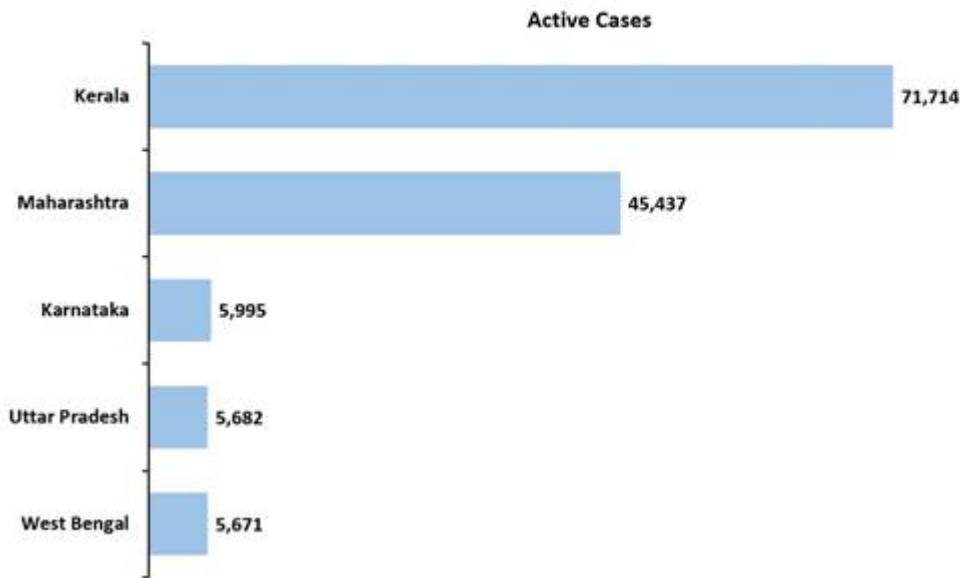
**31 States/UTs** have less than **5000** active cases. Andaman & Nicobar Islands reported 4 active cases followed by Daman & Diu & Dadra & Nagar Haveli with 6 active cases.

## 31 States & UTs have less than 5,000 active cases



79.69% of the total active cases are constituted in 5 states/UTs. Two states alone, Kerala and Maharashtra cumulatively account for a bulk (69.41%) of India's total active cases.

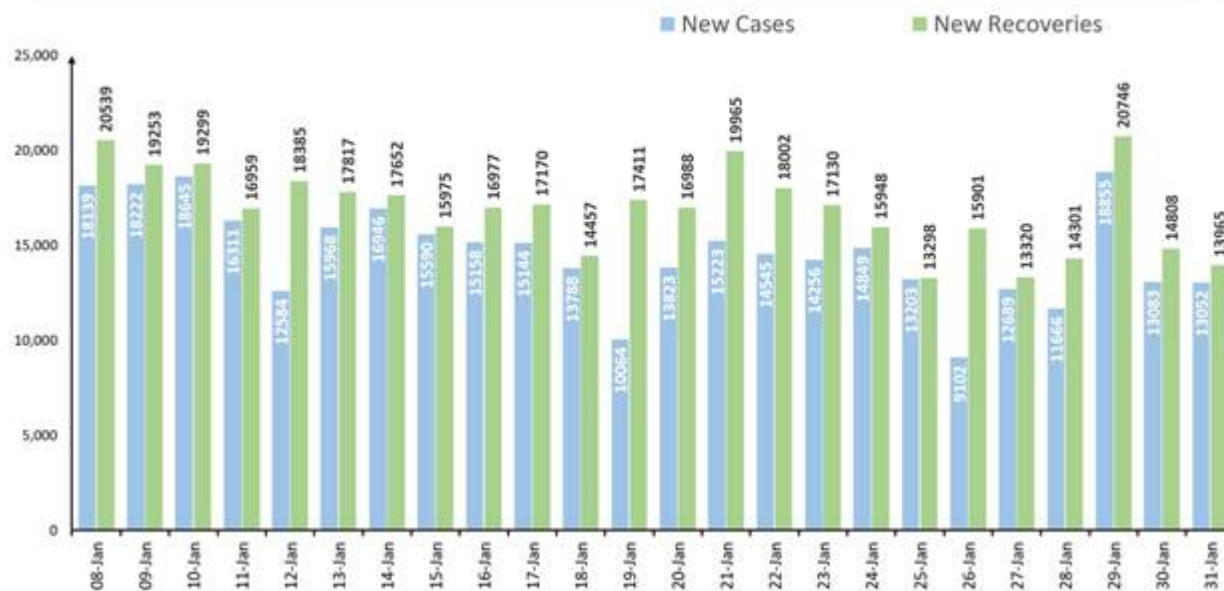
## 80% of active cases in 5 States



India's cumulative recoveries stand at 1.04cr (1,04,23,125) today. The Recovery Rate is 96.99%.

Since the last 24 days, daily recoveries have consistently exceeded daily new cases. 13,052 new daily cases have been recorded in the last 24 hours whereas 13,965 patients have recovered and discharged in the last 24 hours.

## New recoveries have exceeded new cases continuously in the last 24 days



As on 31<sup>st</sup>January, 2021, till 8 AM, total of **37.44 lakh (37,44,334)** beneficiaries have received the vaccination under the countrywide COVID19 vaccination exercise.

S. No.	State/UT	Beneficiaries vaccinated
1	A & N Islands	2,727
2	Andhra Pradesh	1,87,252
3	Arunachal Pradesh	9,651
4	Assam	38,106
5	Bihar	1,46,015
6	Chandigarh	3,447
7	Chhattisgarh	72,704
8	Dadra & Nagar Haveli	692
9	Daman & Diu	391
10	Delhi	56,818



11	<b>Goa</b>	4,117
12	<b>Gujarat</b>	2,46,054
13	<b>Haryana</b>	1,25,898
14	<b>Himachal Pradesh</b>	27,734
15	<b>Jammu &amp; Kashmir</b>	26,634
16	<b>Jharkhand</b>	40,726
17	<b>Karnataka</b>	3,15,370
18	<b>Kerala</b>	1,58,687
19	<b>Ladakh</b>	1,128
20	<b>Lakshadweep</b>	807
21	<b>Madhya Pradesh</b>	2,98,376
22	<b>Maharashtra</b>	2,69,064
23	<b>Manipur</b>	3,987
24	<b>Meghalaya</b>	4,324
25	<b>Mizoram</b>	9,346
26	<b>Nagaland</b>	3,993
27	<b>Odisha</b>	2,06,424
28	<b>Puducherry</b>	2,736
29	<b>Punjab</b>	57,499
30	<b>Rajasthan</b>	3,29,611



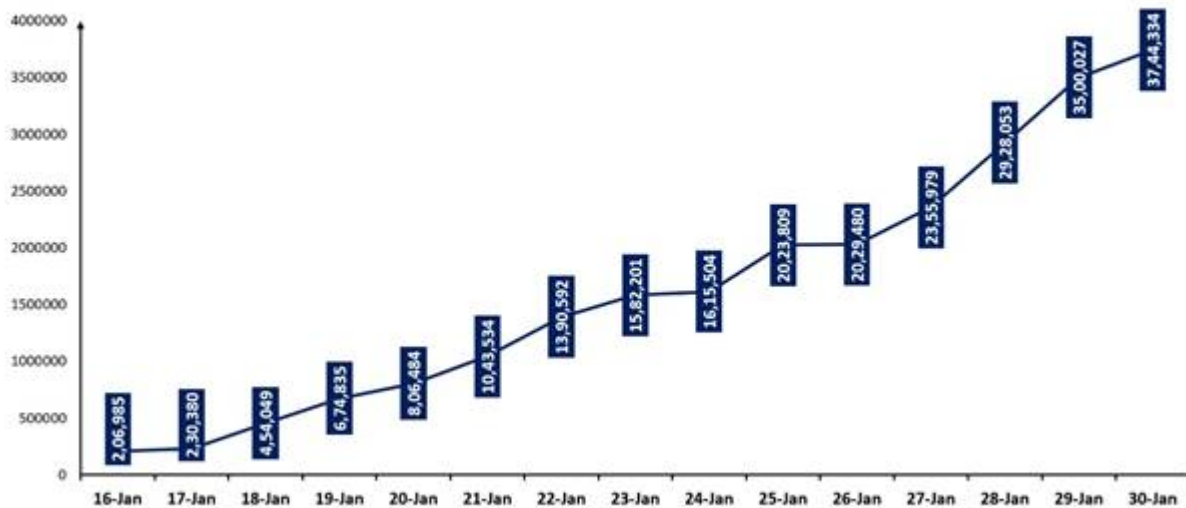
31	<b>Sikkim</b>	2,020
32	<b>Tamil Nadu</b>	1,05,821
33	<b>Telangana</b>	1,68,606
34	<b>Tripura</b>	29,796
35	<b>Uttar Pradesh</b>	4,63,793
36	<b>Uttarakhand</b>	28,791
37	<b>West Bengal</b>	2,43,069
38	<b>Miscellaneous</b>	52,120
<b>Total</b>		<b>37,44,334</b>

In the last 24 hours, **2,44,307** healthcare workers were vaccinated across **5,275** sessions.

**68,962** sessions have been conducted so far.

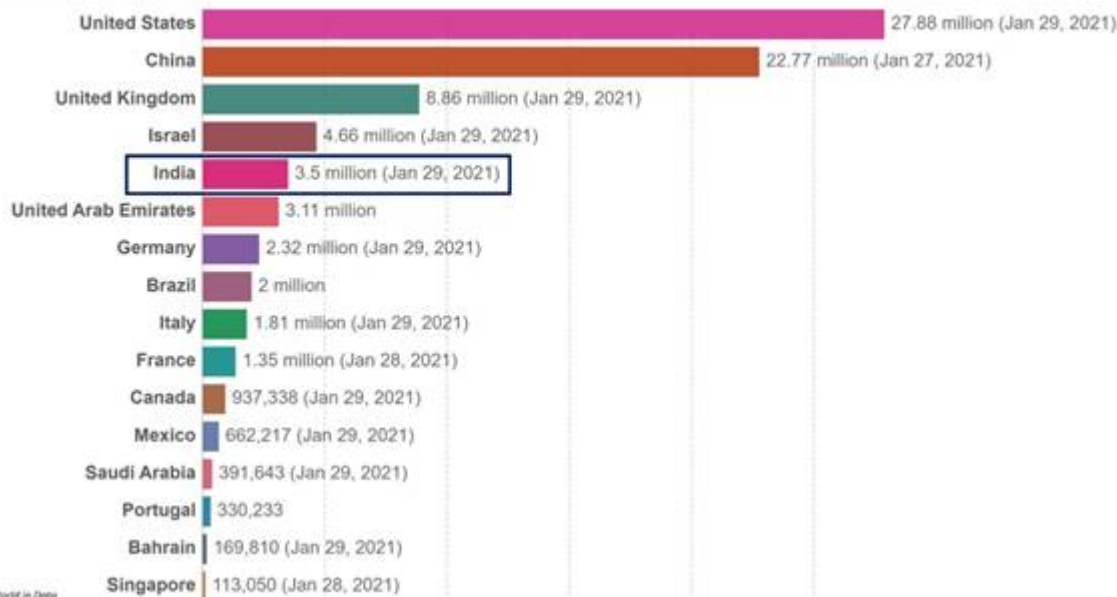
The number of beneficiaries being vaccinated every day has shown a progressive increase.

## India Covid-19 Vaccination: Progress so far



Globally, India stands at the **fifth position** (as on 29<sup>th</sup> January, 2021) in terms of the number of vaccine doses administered within the country. This is despite the fact that many countries had initiated their vaccination campaign before India.


## COVID-19 vaccine doses administered (29<sup>th</sup> Jan, 2021)



63.34% of the total vaccinated beneficiaries are from 8 States.

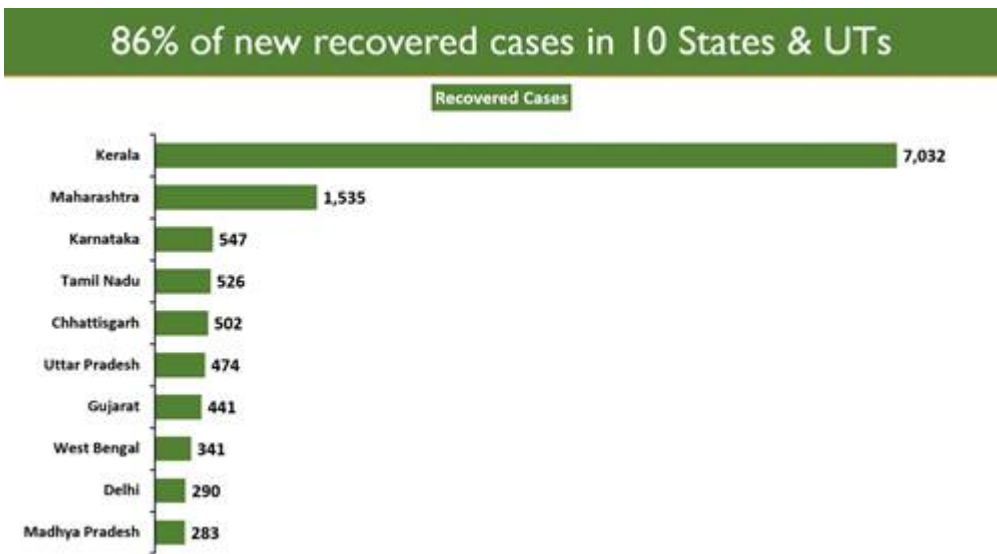
Uttar Pradesh accounts for the maximum share of vaccinated beneficiaries followed by Rajasthan and Karnataka.

## 63% of beneficiaries vaccinated so far, in 8 States



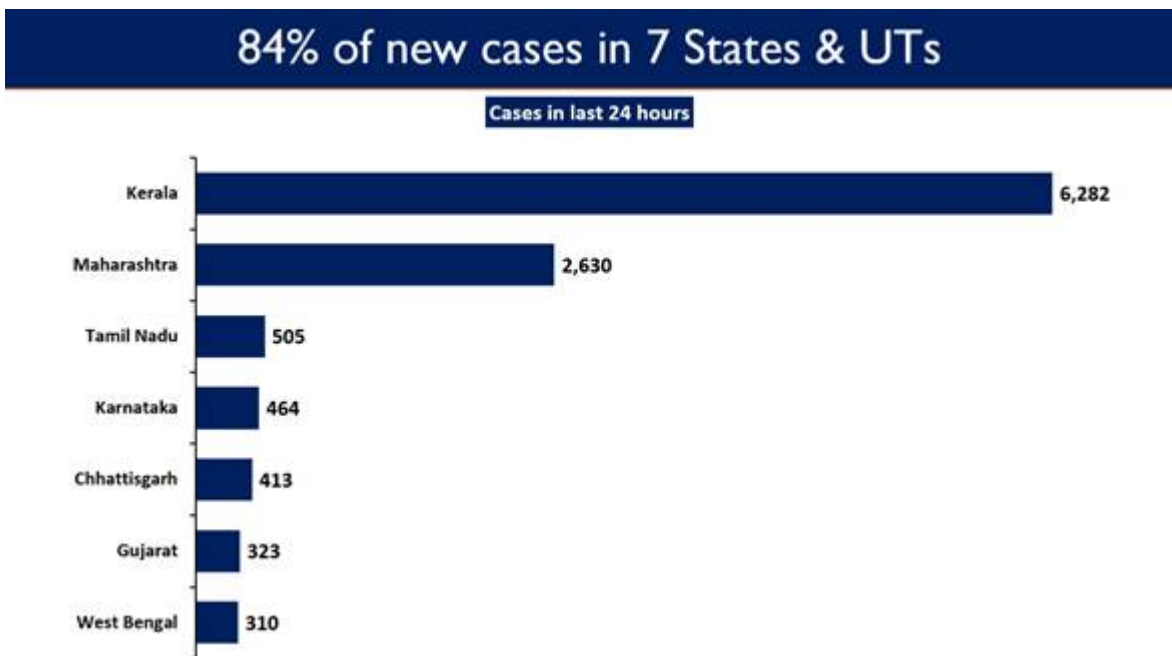
85.72% of the new recovered cases are observed to be concentrated in 10 States/UTs.

Keralahas reported the maximum number of single day recoveries with 7,032 newly recovered cases. 1,535 people recovered in Maharashtra in the past 24 hours followed by 547 in Karnataka.



**83.72% of the daily new cases** are from 7 States and UTs.

Kerala reports the highest daily new cases at 6,282. It is followed by Maharashtra with 2,630, while Tamil Nadu reported 505 new cases.

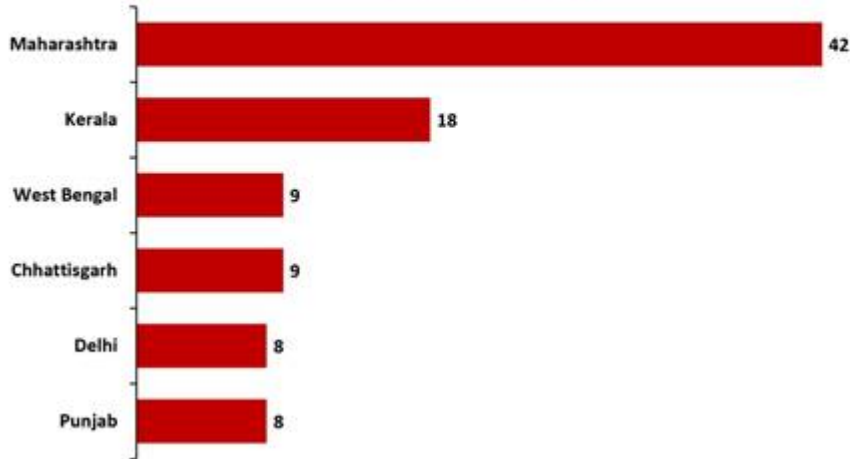


**127 fatalities** have been recorded in the last 24 hours.

Six States/UTs account for **74.02%** of the daily deaths. Maharashtra saw the maximum casualties (42). Kerala follows with 18 daily deaths and West Bengal and Chhattisgarh individually reported 9 casualties.

## 74% of new deaths in 6 States & UTs

Deaths in last 24 hours



\*\*\*\*

**MV/SJ**

**HFW/COVID States data/31<sup>st</sup> January2021/1**

(Release ID: 1693680) Visitor Counter : 332

Read this release in: Urdu , Hindi , Marathi , Assamese , Manipuri , Punjabi , Gujarati , Tamil , Telugu , Malayalam

