



Ministry of Health and Family Welfare



India's Active Cases drops to less than 1.7 lakh today; now consists just 1.58% of Total Positive Cases



Over 5,70,000 vaccinations conducted for two successive days



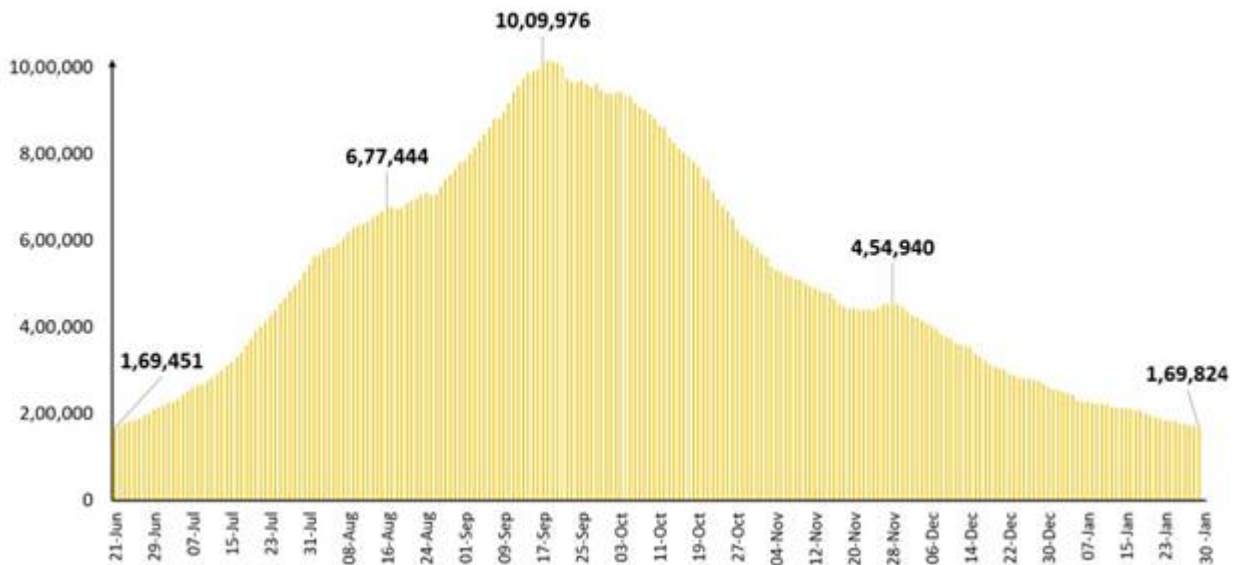
More than 35 lakh beneficiaries vaccinated against COVID19

Posted On: 30 JAN 2021 10:52AM by PIB Delhi

India's total Active Caseload has dropped to less than **1.7 lakh (1,69,824)** today.

The active caseload now consists of **less than 1.6%** (just **1.58%**) of India's total Positive Cases.

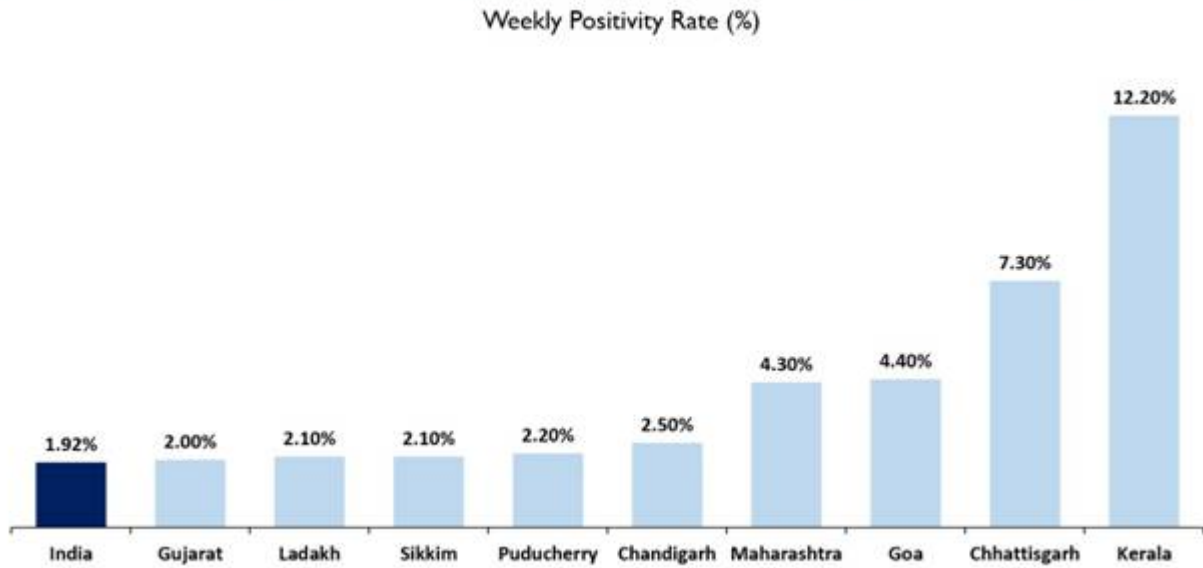
Active cases continue to decline, less than 1.70 lakhs



9 States/UTs have a higher weekly Positivity Rate than the national average. Kerala records highest weekly positivity rate with 12.20%, followed by Chhattisgarh with 7.30%.

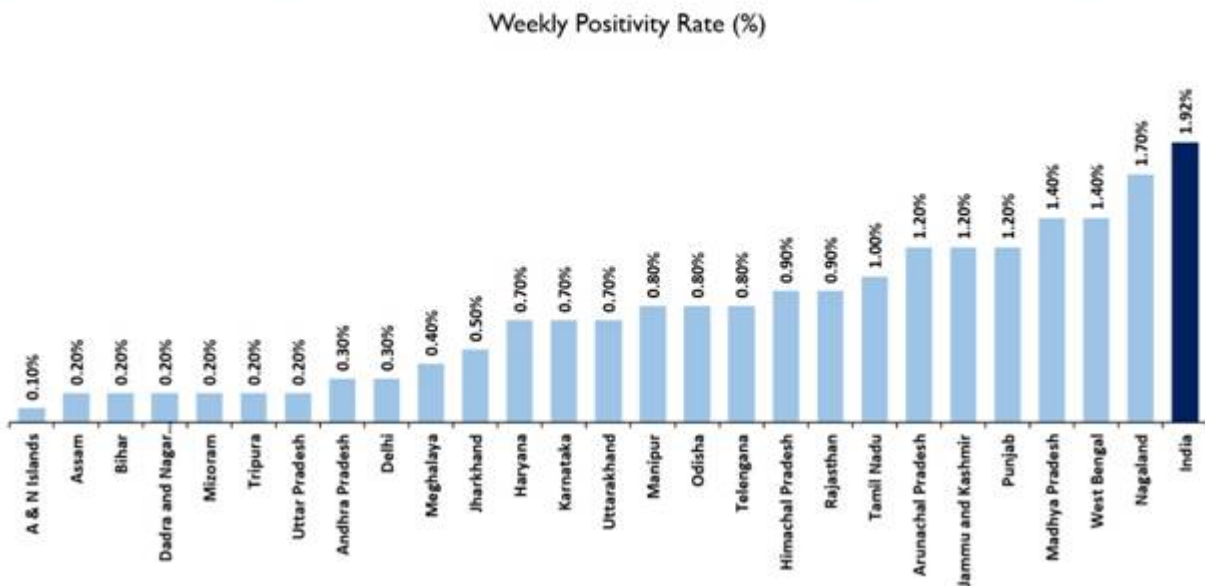


9 States/UTs have weekly positivity rate more than the national average



27 States/UTs have weekly Positivity Rate less than the national average.

27 States/UTs have weekly positivity rate less than the national average



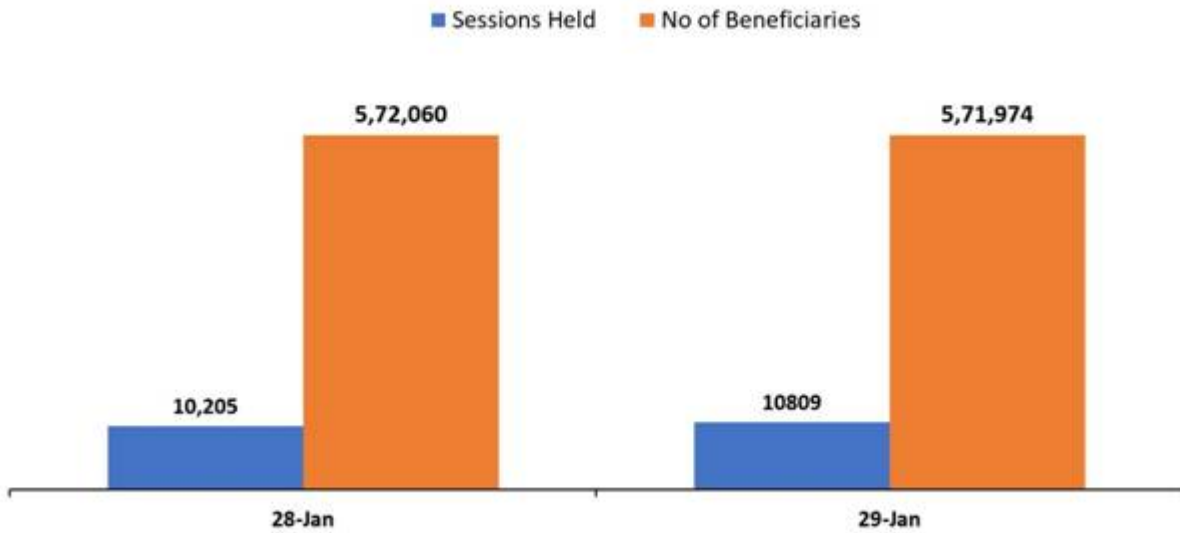
With a consistent rise in cumulative recoveries, India's Recovery Rate has reached nearly **97% (96.98%)**. India's recovery rate is one of the highest globally.

More than **1.04 cr (1,04,09,160)** people have recovered so far. **14,808** patients have recovered and got discharged in the last 24 hours.

India has also significantly scaled up its COVID19 inoculation drive.

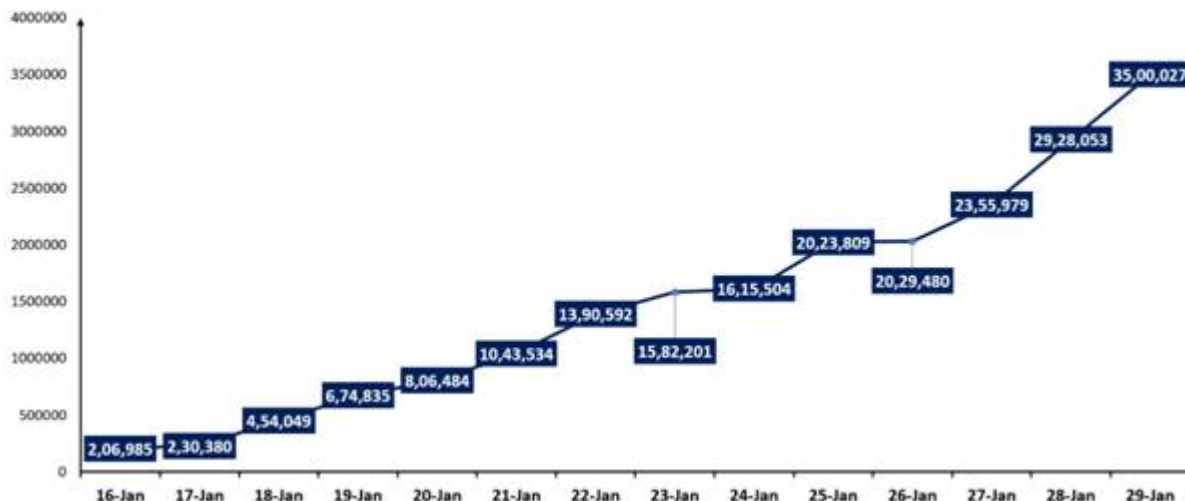
Over **5.7 lakh** people have been vaccinated successively for the last 2 days.

5.7 lakh beneficiaries vaccinated consecutively in last 2 days



As on 30th January, 2021, till 8:00 AM, more than **35 lakh (35,00,027)** beneficiaries have received the vaccination under the countrywide COVID19 vaccination exercise.

India Covid-19 Vaccination: Progress so far



In the last 24 hours, **5,71,974** people were vaccinated across 10,809 sessions. 63,687 sessions have been conducted so far.

| S. No. | States/UTs | Beneficiaries Vaccinated |
|--------|----------------------|--------------------------|
| 1 | A & N Islands | 2,727 |
| 2 | Andhra Pradesh | 1,79,038 |
| 3 | Arunachal Pradesh | 9,265 |
| 4 | Assam | 36,932 |
| 5 | Bihar | 1,10,396 |
| 6 | Chandigarh | 2,977 |
| 7 | Chhattisgarh | 62,529 |
| 8 | Dadra & Nagar Haveli | 607 |



| | | |
|----|----------------------------|----------|
| 9 | Daman & Diu | 333 |
| 10 | Delhi | 48,008 |
| 11 | Goa | 3,391 |
| 12 | Gujarat | 2,21,675 |
| 13 | Haryana | 1,23,935 |
| 14 | Himachal Pradesh | 22,918 |
| 15 | Jammu & Kashmir | 26,634 |
| 16 | Jharkhand | 33,119 |
| 17 | Karnataka | 3,07,891 |
| 18 | Kerala | 1,35,835 |
| 19 | Ladakh | 989 |
| 20 | Lakshadweep | 746 |
| 21 | Madhya Pradesh | 2,46,181 |
| 22 | Maharashtra | 2,61,320 |
| 23 | Manipur | 3,399 |
| 24 | Meghalaya | 4,200 |
| 25 | Mizoram | 8,497 |
| 26 | Nagaland | 3,973 |



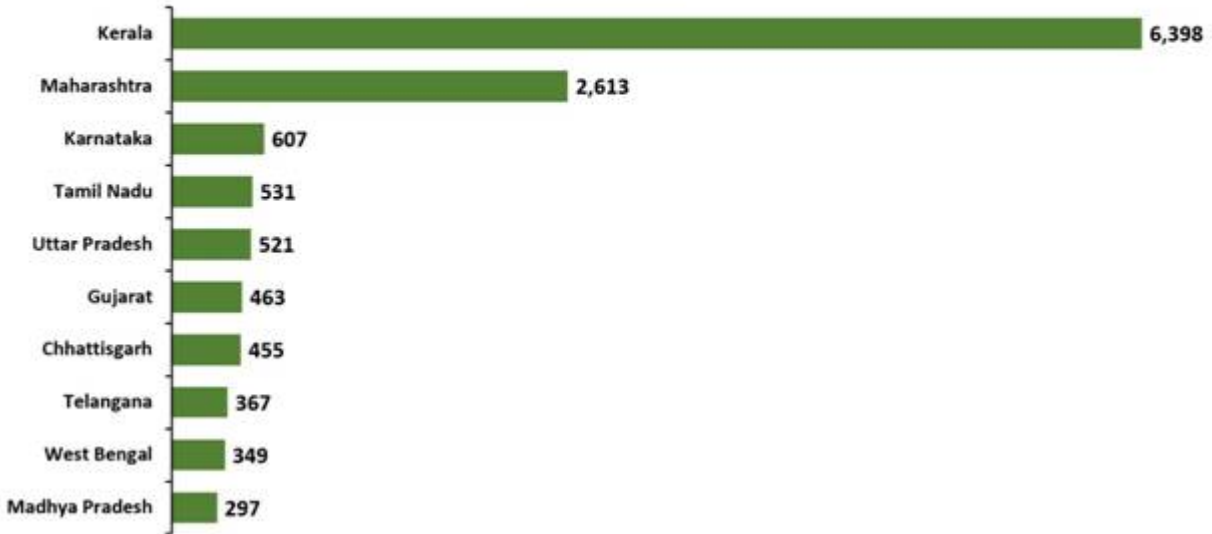
| | | |
|--------------|----------------------|------------------|
| 27 | Odisha | 2,05,200 |
| 28 | Puducherry | 2,299 |
| 29 | Punjab | 54,988 |
| 30 | Rajasthan | 3,24,973 |
| 31 | Sikkim | 2,020 |
| 32 | Tamil Nadu | 97,126 |
| 33 | Telangana | 1,66,606 |
| 34 | Tripura | 27,617 |
| 35 | Uttar Pradesh | 4,63,793 |
| 36 | Uttarakhand | 25,818 |
| 37 | West Bengal | 2,21,994 |
| 38 | Miscellaneous | 50,078 |
| Total | | 35,00,027 |

85.10% of the new recovered cases are observed to be concentrated in 10 States/UTs.

Kerala has reported the maximum number of single day recoveries with 6,398 newly recovered cases. 2,613 people recovered in Maharashtra in the past 24 hours followed by 607 in Karnataka.

85% of new recovered cases in 10 States & UTs

Recovered Cases



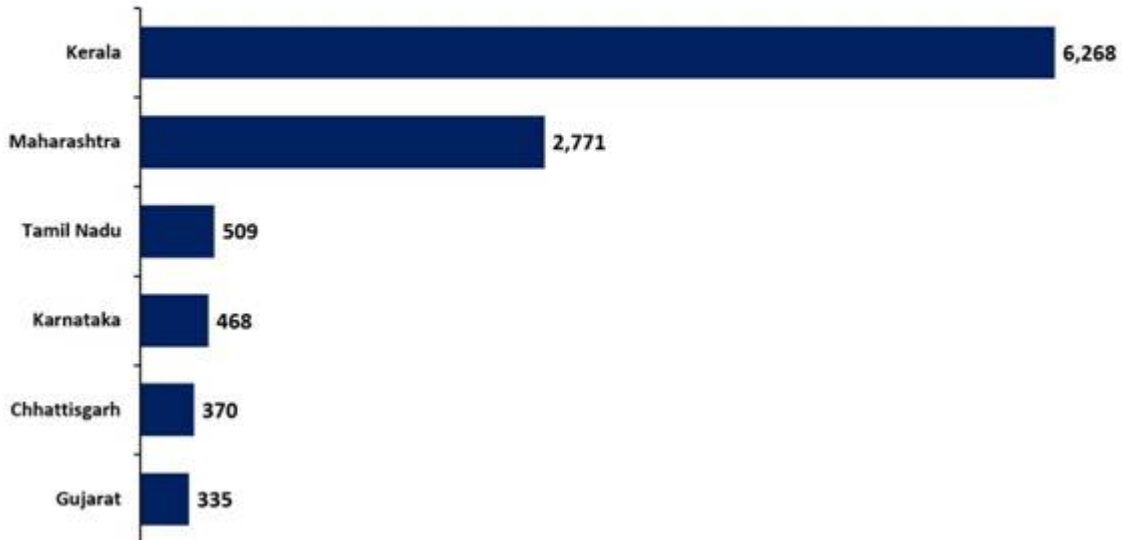
13,083 daily new cases registered in the last 24 hours.

81.95% of the new cases are from 6 States and UTs.

Kerala continues to report the highest daily new cases at 6,268. It is followed by Maharashtra with 2,771, while Tamil Nadu reported 509 new cases.

82% of new cases in 6 States & UTs

Cases in last 24 hours

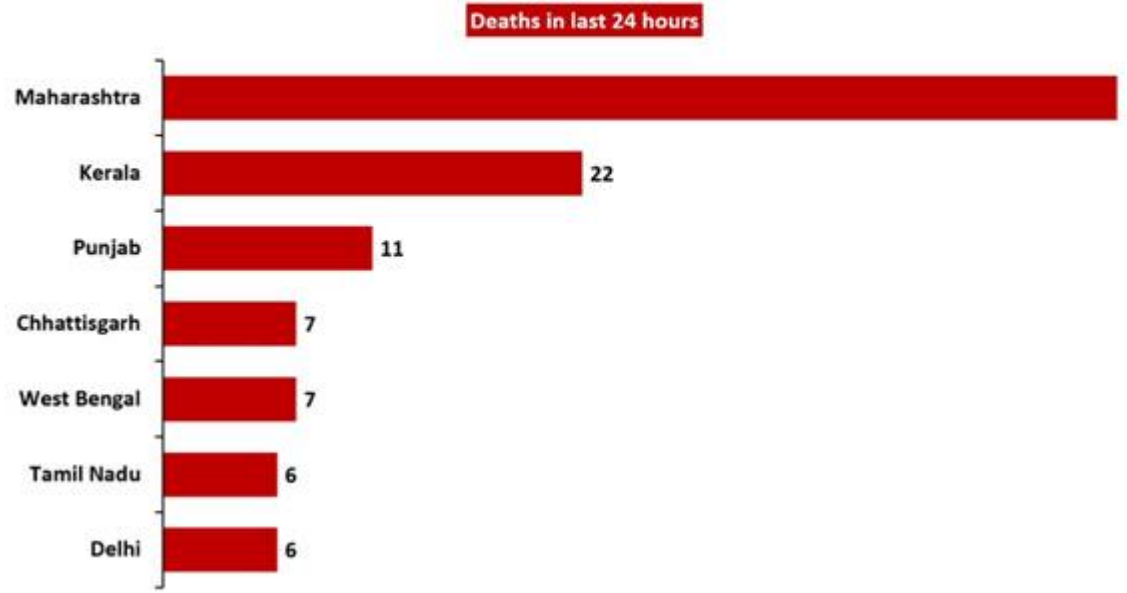


137 deaths recorded in the last 24 hours.

Seven States/UTs account for **83.94%** of the new deaths. Maharashtra saw the maximum casualties (56). Kerala follows with 22 daily deaths and Punjab with 11.



84% of new deaths in 7 States & UTs



MV/SJ

HFW/COVID States data/30th January 2021/1

(Release ID: 1693516) Visitor Counter : 538

Read this release in: Tamil , Urdu , Hindi , Marathi , Manipuri , Bengali , Assamese , Punjabi , Gujarati , Telugu , Malayalam