



Ministry of Health and Family Welfare



India's daily Recoveries outnumber daily New Cases since last 20 Days



India continues to be among countries with lowest new cases and new deaths per million population in the last 7 days



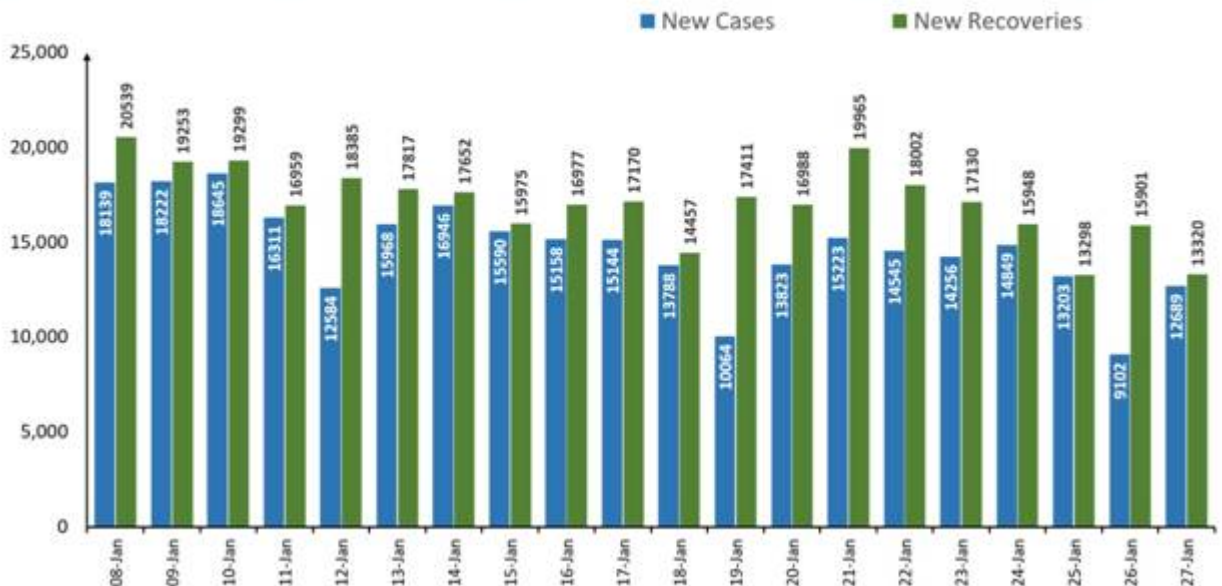
Posted On: 27 JAN 2021 11:56AM by PIB Delhi

The daily recovered cases in India continue to surpass the daily new cases. **The daily recoveries have overtaken the daily new cases since last 20 days.**

Total cumulative recoveries stand at 1,03,59,305 today.

13,320 patients have recovered and discharged in the last 24 hours. The national Recovery Rate has further grown to **96.91%**.

New recoveries have exceeded new cases continuously in the last 20 days



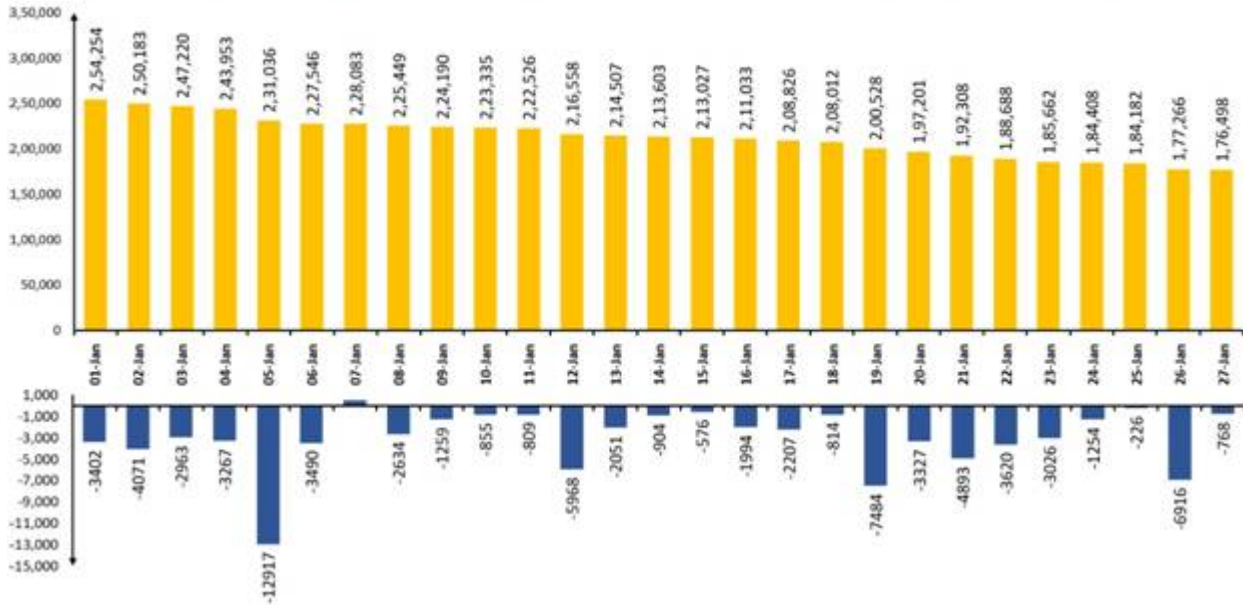
The graph shows country's unprecedented day to day change in number of active cases in the past few weeks. **12,689** daily new cases were added to the national tally in the last 24 hours.

India's total Active Caseload stands at **1,76,498** today.

India's present active caseload now composes of just **1.65%** of India's total Positive Cases.

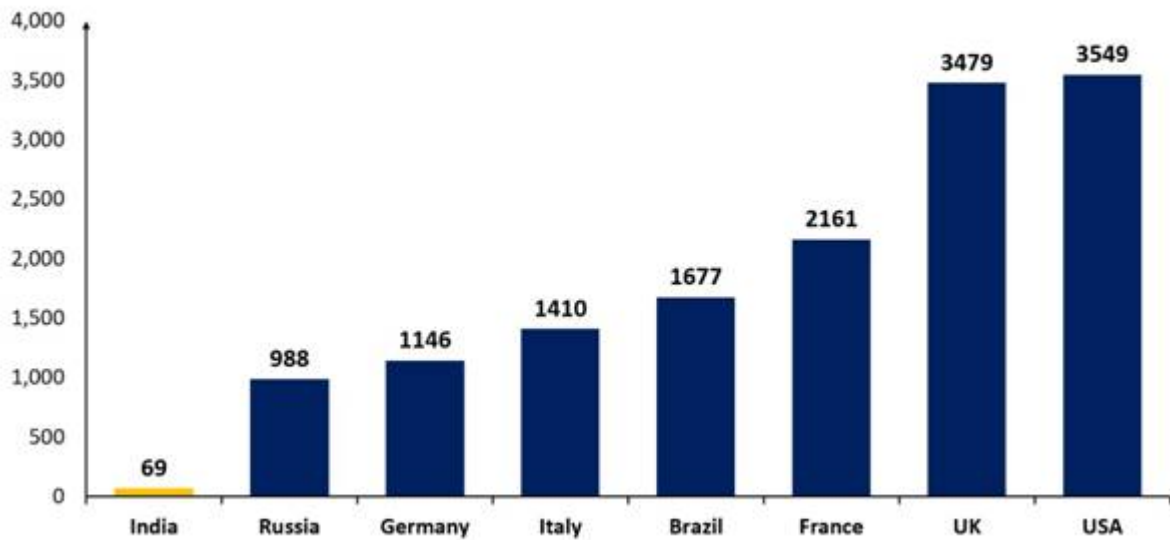


Day on day change in number of active cases in the past few weeks



India has one of the **lowest Daily New Cases per Million population (69)** in the last 7 Days.

New cases per million population reported in the last 7 days



Source: WHO COVID-19 Dashboard updated 28th January 2021

These sustained encouraging results have been made possible with the Centre-led proactive and calibrated strategy of TEST TRACK TREAT TECHNOLOGY. Early identification through high & aggressive testing, prompt surveillance & tracking, supervised home isolation combined with high quality medical care through Standard of Care protocol issued by the Centre have aided the sustained high number of recoveries.

There has been continued focus of the Union and State/UT governments on improved and effective clinical treatment in hospitals, supervised home isolation, use of non-invasive oxygen support, use of steroids, anticoagulants, and improved services of the ambulances for ferrying patients for prompt and

f timely treatment. The Union Government has supported the State/UT governments with sufficient quantity of ventilators, PPE kits, drugs, etc. Tireless efforts of ASHA workers have ensured effective surveillance and tracking progress of the patients in supervised home isolation.

🐦 The 'eSanjeevani' digital platform has enabled telemedicine services which have been successful in containing the spread of COVID while simultaneously enabling provisions for non-COVID essential healthcare. The Centre has also focussed on building the clinical management capacities of the doctors **🗨️** manning the ICUs. The 'National e-ICU on COVID-19 Management' exercise conducted by domain experts from AIIMS, New Delhi has substantially helped in this.

✉️ As on 27th January, 2021, till 8 AM, more than **20lakh (20,29,480)** beneficiaries have received the vaccination under the countrywide COVID19 vaccination exercise.

in In the last 24 hours, **5,671** people were vaccinated across 194 sessions. 36,572 sessions have been conducted so far.

S. No.	State/UT	Beneficiaries vaccinated
1	A & N Islands	2,369
2	Andhra Pradesh	1,56,129
3	Arunachal Pradesh	7,307
4	Assam	19,837
5	Bihar	88,450
6	Chandigarh	1,928
7	Chhattisgarh	40,025
8	Dadra & Nagar Haveli	345
9	Daman & Diu	320
10	Delhi	33,219
11	Goa	1,796
12	Gujarat	91,927



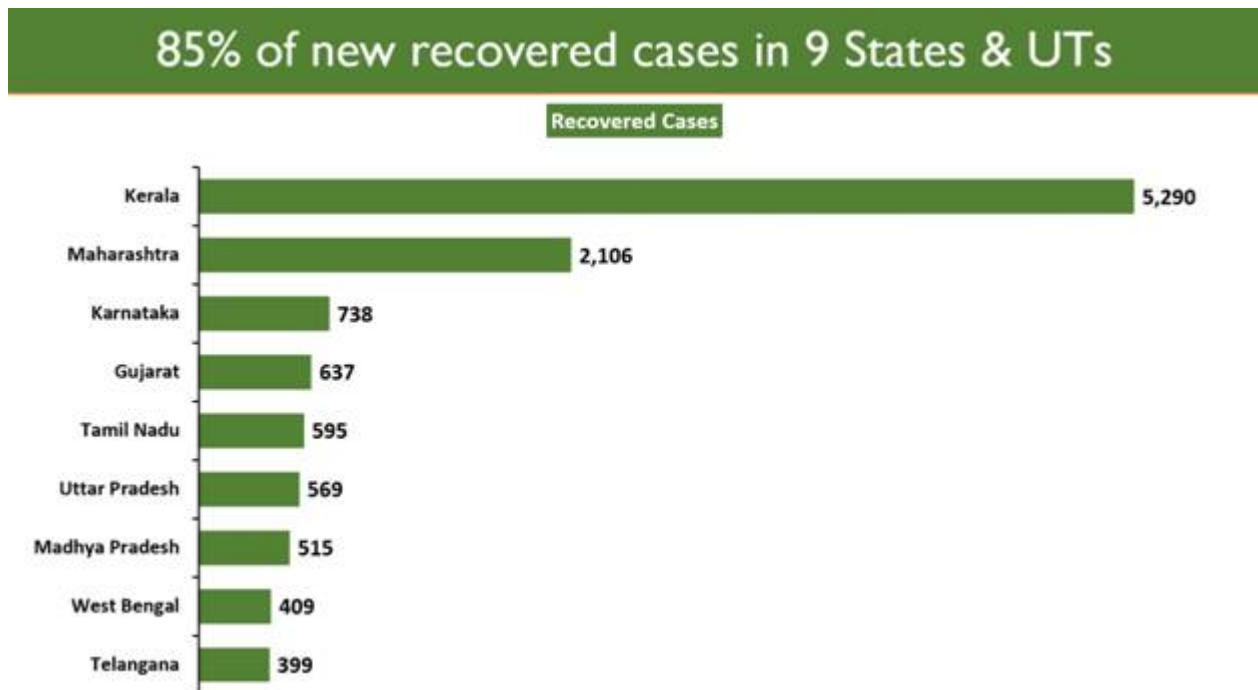
13	Haryana	1,05,419
14	Himachal Pradesh	13,544
15	Jammu & Kashmir	16,173
16	Jharkhand	18,413
17	Karnataka	2,31,607
18	Kerala	71,973
19	Ladakh	670
20	Lakshadweep	676
21	Madhya Pradesh	67,083
22	Maharashtra	1,36,901
23	Manipur	2,485
24	Meghalaya	2,748
25	Mizoram	4,852
26	Nagaland	3,675
27	Odisha	1,77,090
28	Puducherry	1,813
29	Punjab	39,418
30	Rajasthan	1,61,332
31	Sikkim	1,047
32	Tamil Nadu	73,953



33	Telangana	1,30,425
34	Tripura	19,698
35	Uttar Pradesh	1,23,761
36	Uttarakhand	14,546
37	West Bengal	1,22,851
38	Miscellaneous	43,675
Total		20,29,480

84.52% of the new recovered cases are observed to be concentrated in 9 States/UTs.

Kerala has reported the maximum number of single day recoveries with 5,290 newly recovered cases. 2,106 people recovered in Maharashtra in the past 24 hours followed by 738 in Karnataka.

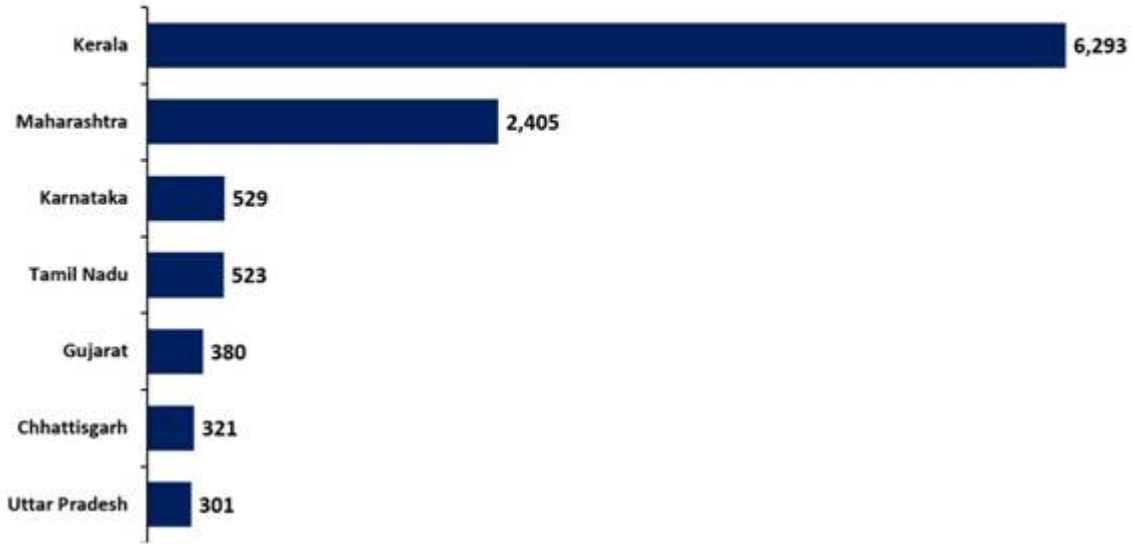


84.73% of the new cases are from 7 States and UTs.

Kerala continues to report the highest daily new cases at 6,293. It is followed by Maharashtra with 2,405, while Karnataka reported 529 new cases.

85% of new cases in 7 States & UTs

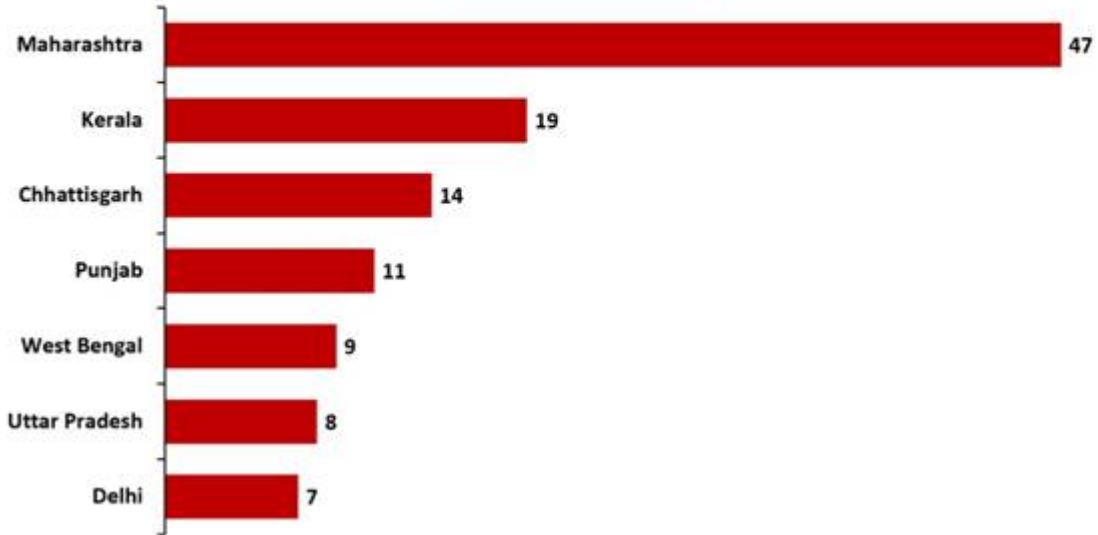
Cases in last 24 hours



Seven States/UTs account for **83.94%** of the new deaths. Maharashtra saw the maximum casualties (47). Kerala follows with 19 daily deaths and Chhattisgarh with 14.

84% of new deaths in 7 States & UTs

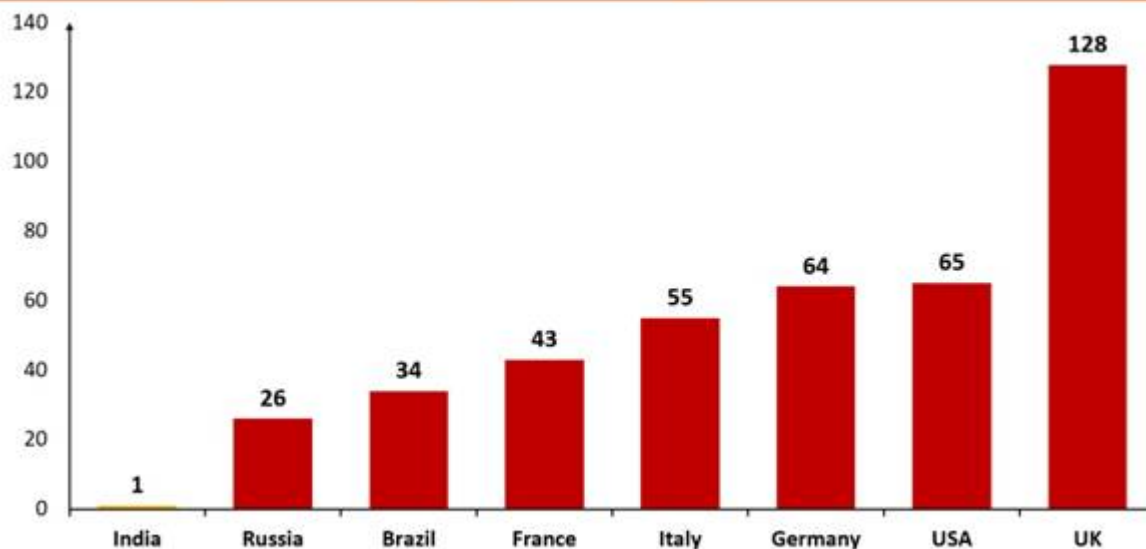
Deaths in last 24 hours



India has reported only 1 death per million population in the last seven days.



New deaths per million population reported in the last 7 days



Source: WHO COVID-19 Dashboard updated 28th January 2021

MV/SJ

(Release ID: 1692596) Visitor Counter : 217

Read this release in: Urdu , Marathi , Bengali , Manipuri , Punjabi , Gujarati , Tamil , Telugu , Malayalam