



Ministry of Health and Family Welfare



# India's Active Caseload further contracts to 1.85 Lakh



28 States/UTs have less than 5,000 active cases

**in** 28 States/UTs have Recovery Rate more than the National Average

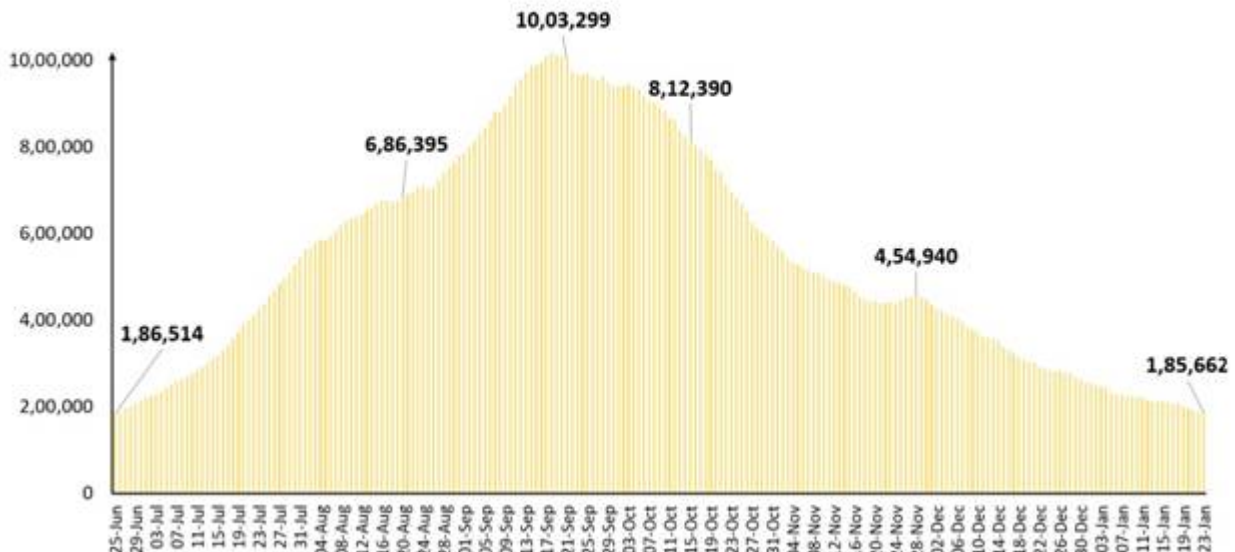
## Nearly 14 lakh beneficiaries have received the COVID19 vaccination

Posted On: 23 JAN 2021 11:33AM by PIB Delhi

India's total Active Caseload continues to manifest sustained downward movement. It has dropped to **1.85 lakh (1,85,662)** today.

India's present active caseload now consists of just **1.74%** of India's Total Positive Cases.

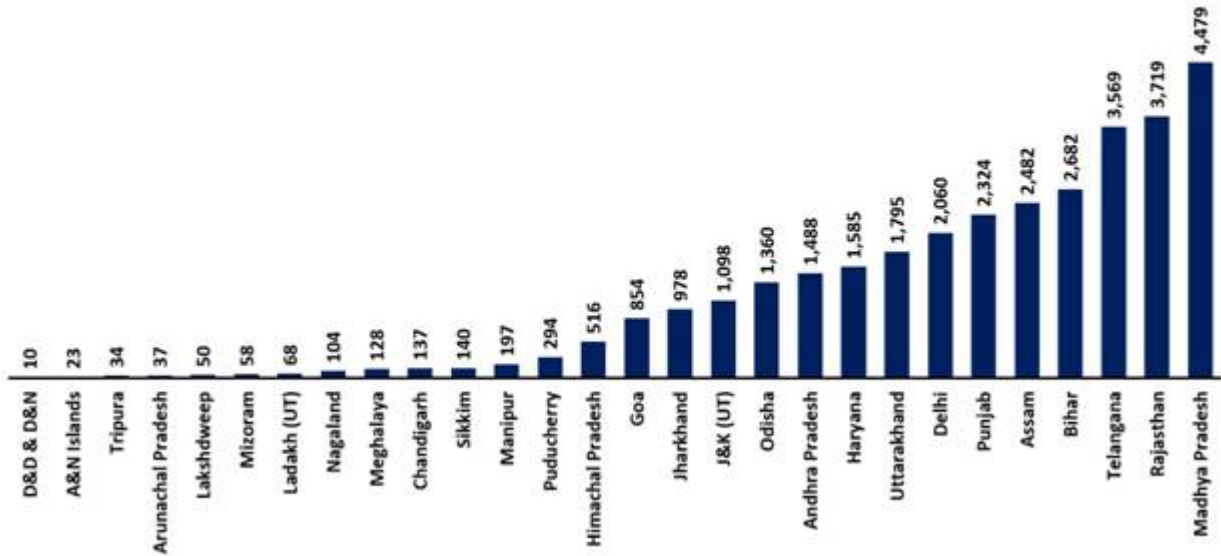
### Active cases continue to decline, less than 2 lakhs



The number of daily new cases in the last 24 hours is **14,256**. **17,130** cases recovered and were discharged in the last 24 hours. This has led to a net decline of 3,026 cases from the total active caseload.

**28 States/UTs have less than 5,000 active cases.**

## 28 States & UTs have less than 5,000 active cases



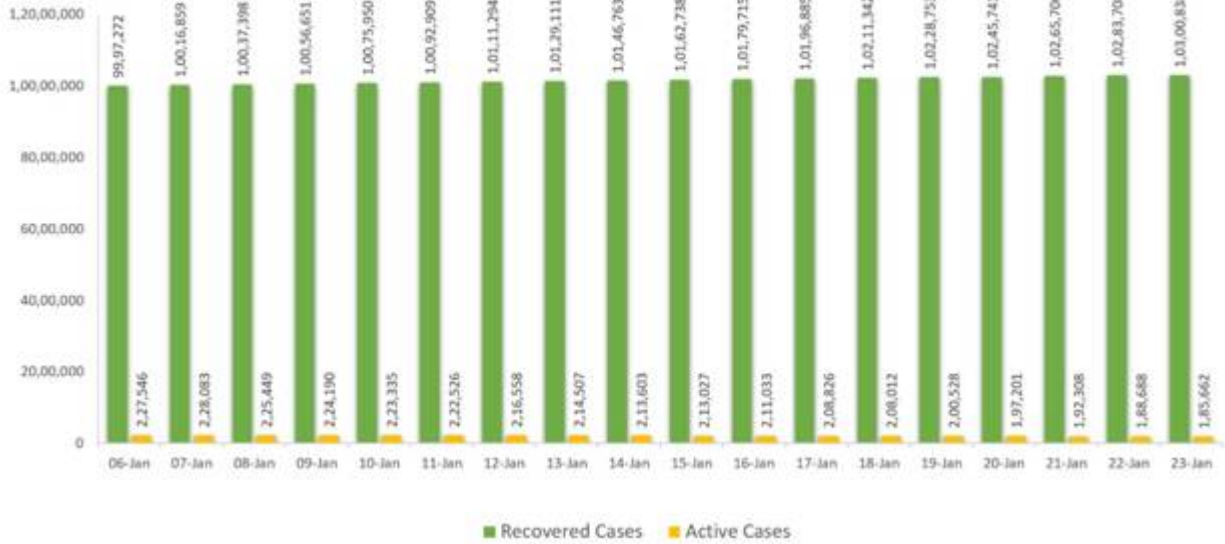
The total recovered cases stand at **1,03,00,838**.

The difference in New Recoveries outnumbering New Cases has also improved the Recovery Rate to **96.82%** today.

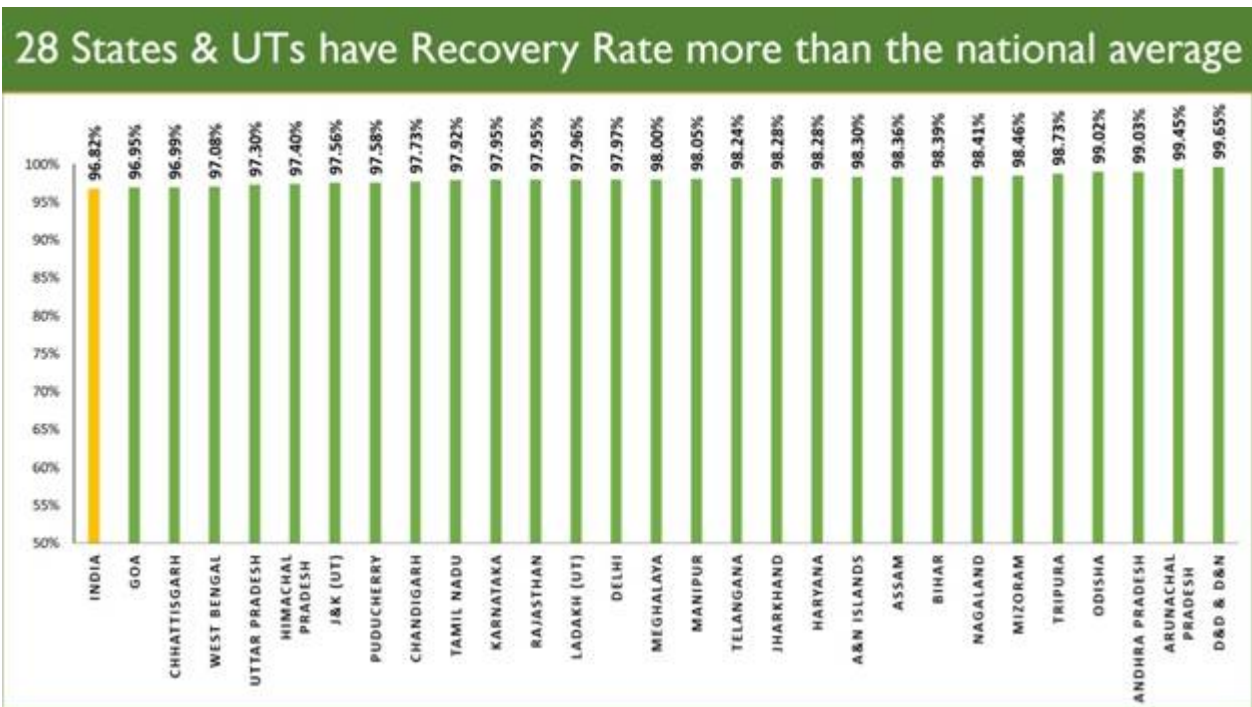
The gap between Recovered Cases and Active Cases, that is steadily increasing, and presently stands at **1,01,15,176**.



## Gap between recovered cases & active cases exceeds 1 crore



28 States/UTs have Recovery Rate more than the national average.



As on 23<sup>rd</sup> January, 2021, till 8 AM, nearly **14 lakh (13,90,592)** beneficiaries have received the vaccination under the countrywide COVID19 vaccination exercise.

In the last 24 hours, **3,47,058** people were vaccinated across 6,241 sessions. 24,408 sessions have been conducted so far.

S. No.	State/UT	Beneficiaries vaccinated
1	A & N Islands	1,466



2	<b>Andhra Pradesh</b>	1,33,298
3	<b>Arunachal Pradesh</b>	5,956
4	<b>Assam</b>	13,881
5	<b>Bihar</b>	63,620
6	<b>Chandigarh</b>	1,157
7	<b>Chhattisgarh</b>	22,259
8	<b>Dadra &amp; Nagar Haveli</b>	262
9	<b>Daman &amp; Diu</b>	94
10	<b>Delhi</b>	18,844
11	<b>Goa</b>	946
12	<b>Gujarat</b>	46,150
13	<b>Haryana</b>	62,142
14	<b>Himachal Pradesh</b>	9,609
15	<b>Jammu &amp; Kashmir</b>	9,827
16	<b>Jharkhand</b>	14,806
17	<b>Karnataka</b>	1,84,699
18	<b>Kerala</b>	47,293
19	<b>Ladakh</b>	401
20	<b>Lakshadweep</b>	552
21	<b>Madhya Pradesh</b>	38,278

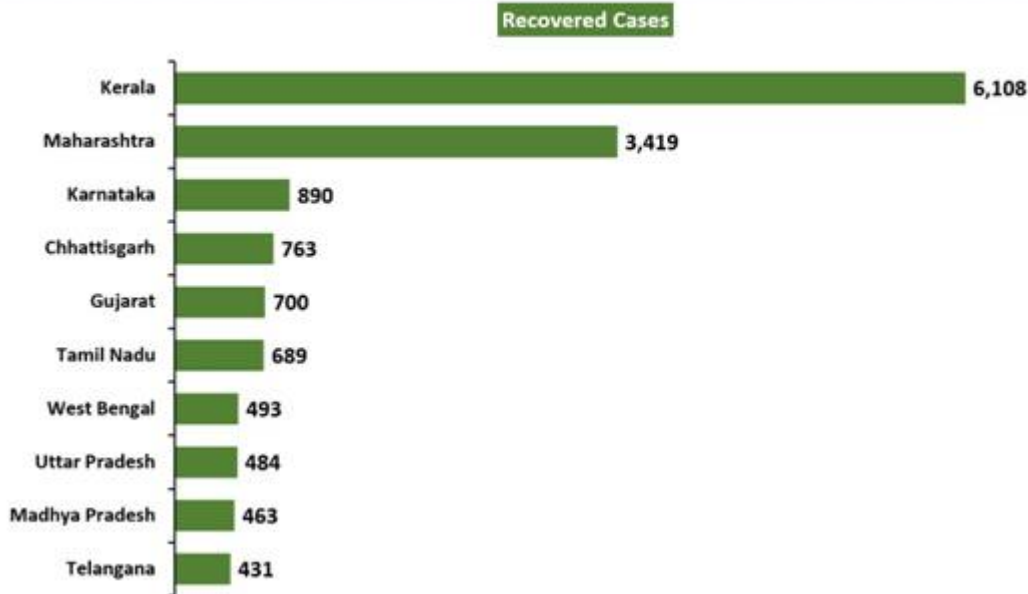


22	<b>Maharashtra</b>	74,960
23	<b>Manipur</b>	1,923
24	<b>Meghalaya</b>	2,078
25	<b>Mizoram</b>	3,657
26	<b>Nagaland</b>	3,443
27	<b>Odisha</b>	1,30,007
28	<b>Puducherry</b>	1,097
29	<b>Punjab</b>	21,340
30	<b>Rajasthan</b>	43,947
31	<b>Sikkim</b>	960
32	<b>Tamil Nadu</b>	51,651
33	<b>Telangana</b>	1,10,031
34	<b>Tripura</b>	14,252
35	<b>Uttar Pradesh</b>	1,23,761
36	<b>Uttarakhand</b>	10,514
37	<b>West Bengal</b>	84,505
38	<b>Miscellaneous</b>	36,926
<b>Total</b>		<b>13,90,592</b>

**84.30%** of the new recovered cases are observed to be concentrated in 10 States/UTs.

Kerala has reported the maximum number of single day recoveries with 6,108 newly recovered cases. 3,419 people recovered in Maharashtra in the past 24 hours followed by 890 in Karnataka.

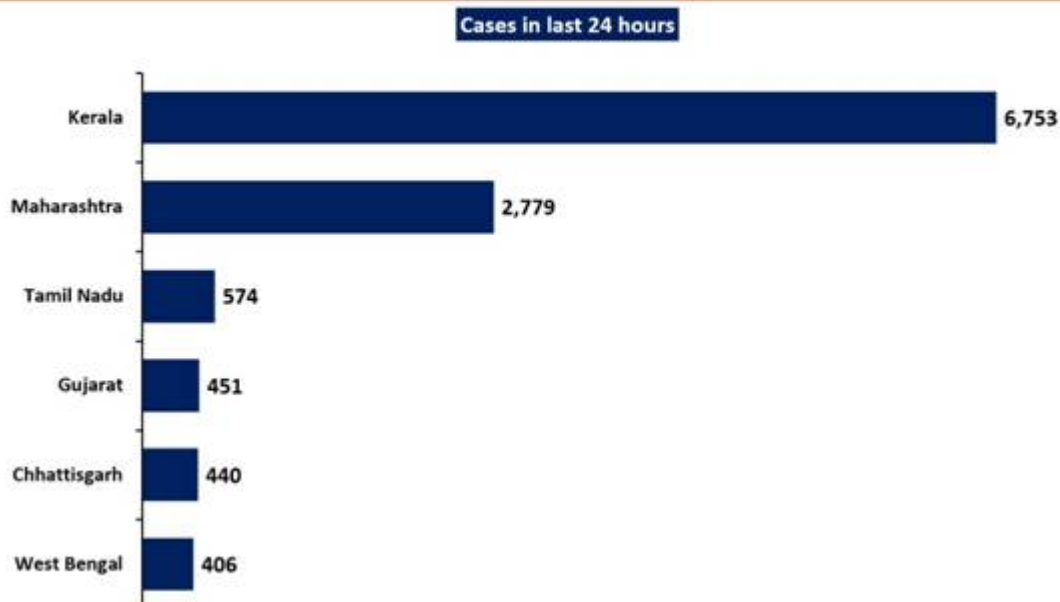
## 84% of new recovered cases in 10 States & UTs



79.99% of the new cases are from 6 States and UTs.

Kerala continues to report the highest daily new cases at 6,753. It is followed by Maharashtra with 2,779, while Tamil Nadu reported 574 new cases.

## 80% of new cases in 6 States & UTs

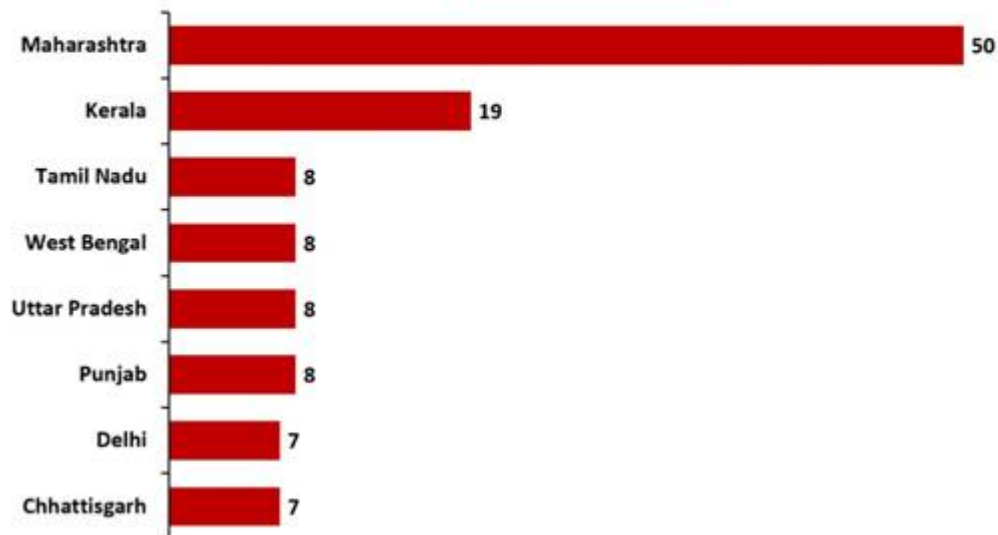


152 case fatalities have been reported in the past 24 hours.

Eight States/UTs account for 75.66% of the new deaths. Maharashtra saw the maximum casualties (50). Kerala follows with 19 daily deaths.

## 76% of new deaths in 8 States & UTs

Deaths in last 24 hours



\*\*\*\*

MV/SJ

HFW/COVID States data/23rd January2021/1

(Release ID: 1691485) Visitor Counter : 482

Read this release in: Urdu , Hindi , Marathi , Manipuri , Bengali , Assamese , Punjabi , Gujarati , Tamil , Telugu , Malayalam