



Ministry of Health and Family Welfare



# At less than 3% of Total Cases, India's Active Caseload of 2.89 lakh continues to retreat



## 26 States/UTs have less than 10,000 Active Cases



## 23 States/UTs have better Tests per Million than National average

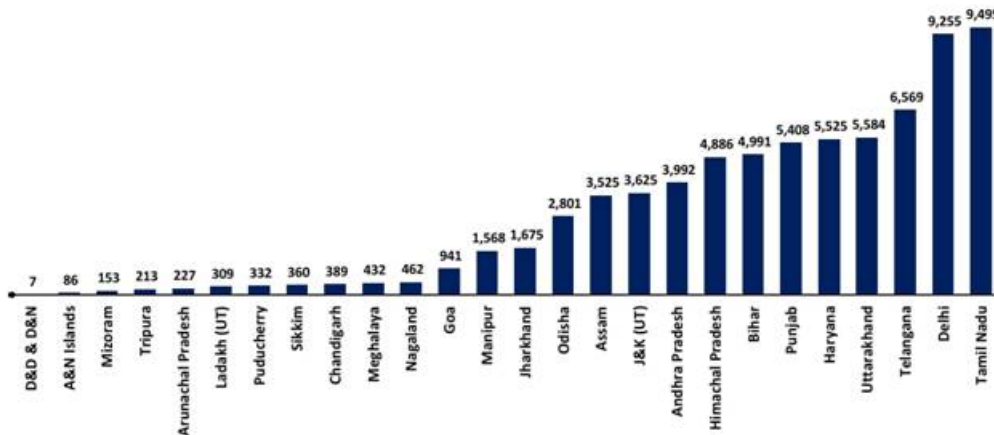
## 16 States/UTs have weekly Positivity Rate less than National Average

Posted On: 23 DEC 2020 10:45AM by PIB Delhi

The ongoing trend of contraction of India's total active cases continues. The active caseload of the country stands at **2,89,240 today**. The share of Active Cases in the total Positive Cases has further shrunk to **2.86%**.

Following the national trend, 26 States/UTs have less than 10,000 active cases.

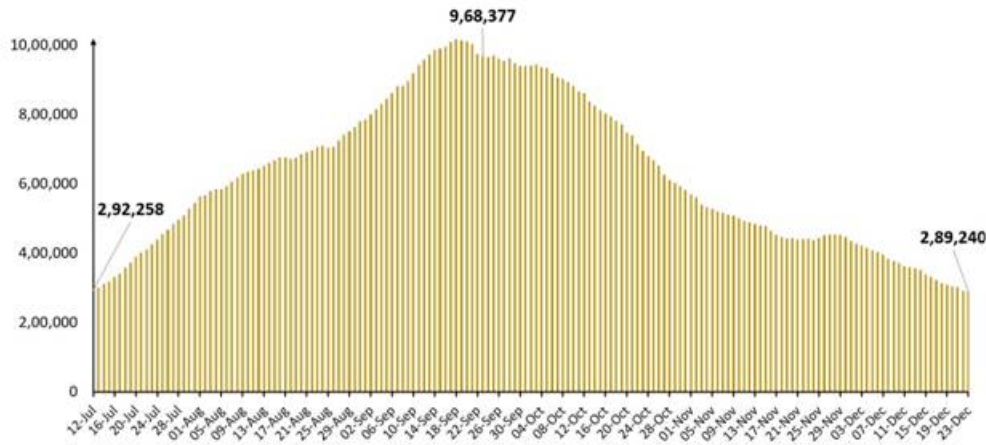
26 States & UTs have less than 10,000 active cases



The daily recoveries exceeding the daily new cases have ensured a total net reduction of the Active Caseload. While **23,950** persons were found positive in the past 24 hours, India has registered **26,895** new recoveries during the same period. A net decline of **3,278** cases has been recorded in the total active cases in last 24 hours.



## Active cases continue to decline, now below 3 lakhs



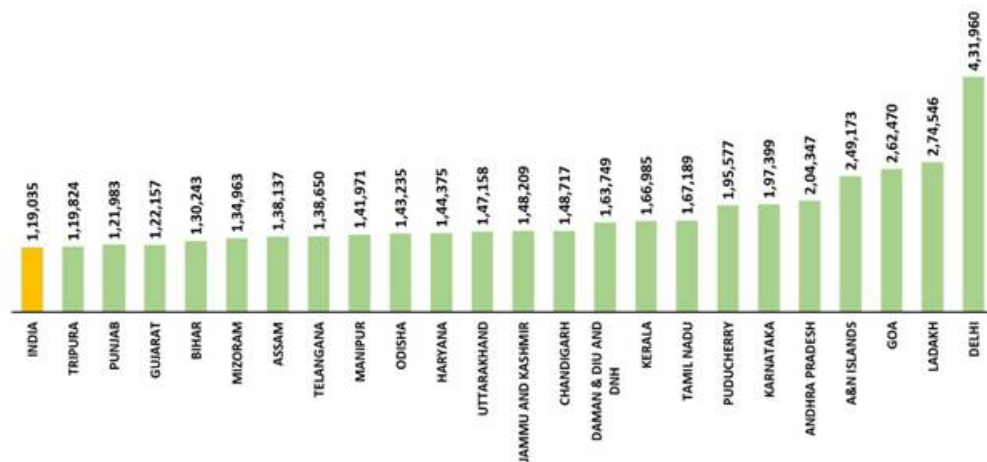
India’s total cumulative tests are nearing **16.5 Cr (16,42,68,721)**. Keeping in line with its commitment to conduct more than one million tests every day, **10,98,164** samples were tested in the last 24 hours. The testing capacity of the country has grown to 15 lakh tests per day.

India’s testing infrastructure has seen a significant boost with **2,276 labs** across the country.

An average of more than 10 lakh tests conducted daily has ensured that the cumulative positivity rate is sustained at low levels and is presently following a downward trajectory.

India’s tests per million population (TPM) are **1,19,035**. **23 States/UTs have better tests per million than the national average.**

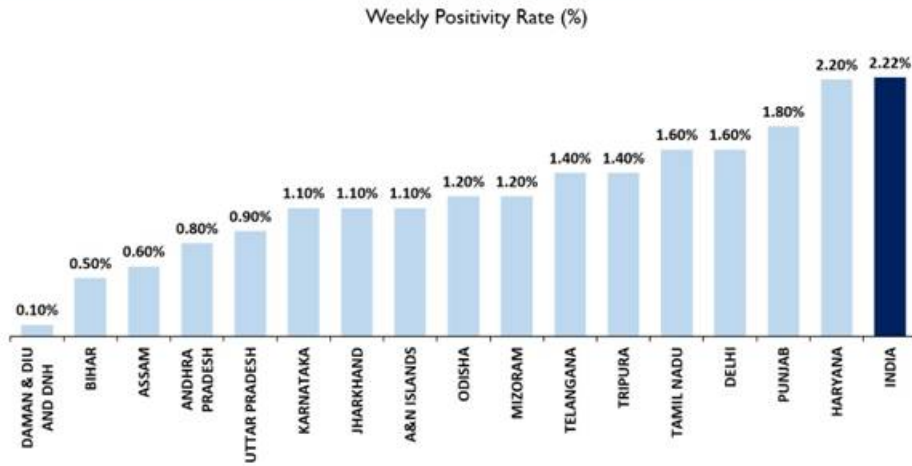
## 23 States/UTs have better tests per million than national average



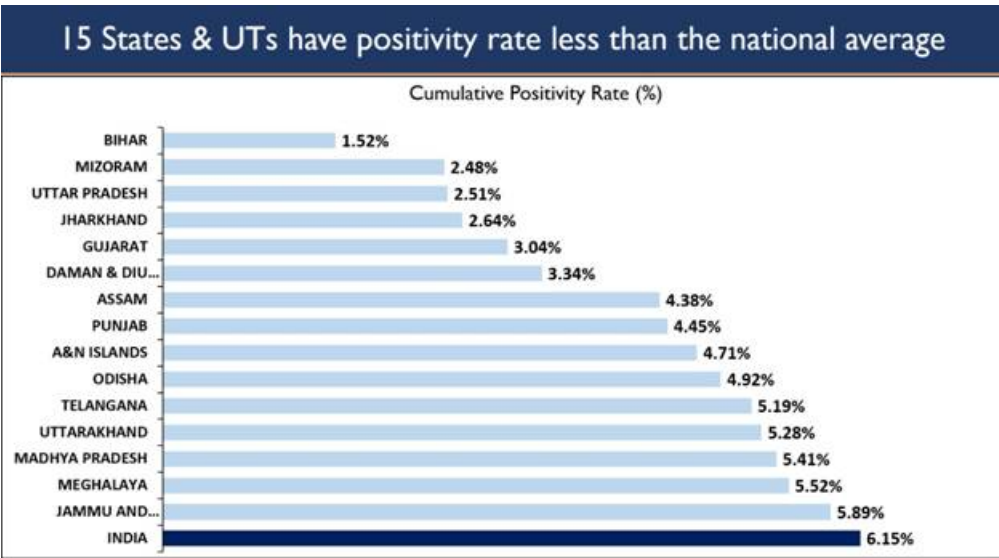
**16 States/UTs have weekly positivity rate less than the national average.**



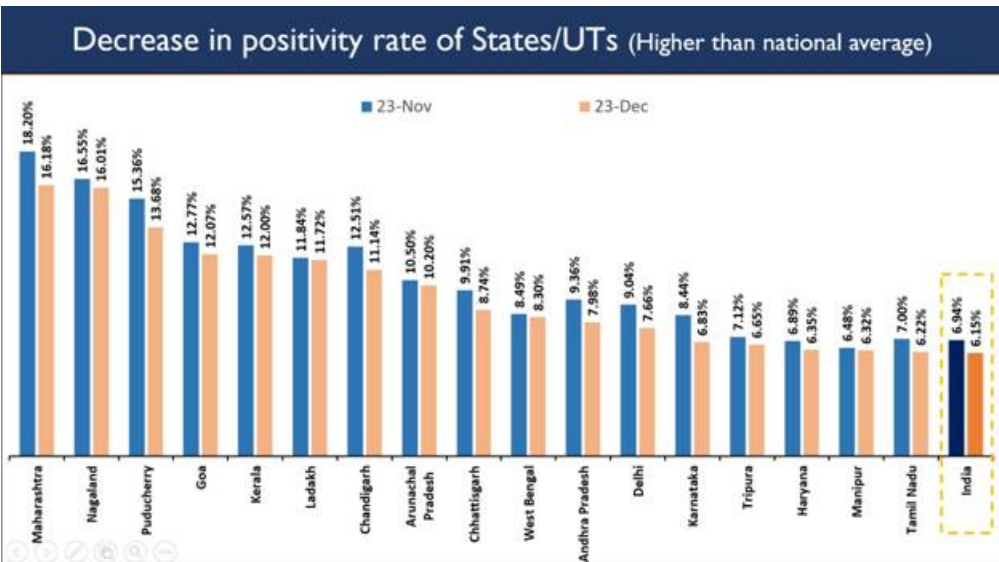
### 16 States/UTs have weekly positivity rate less than the national average



15 States/UTs have cumulative positivity rate less than the national average.



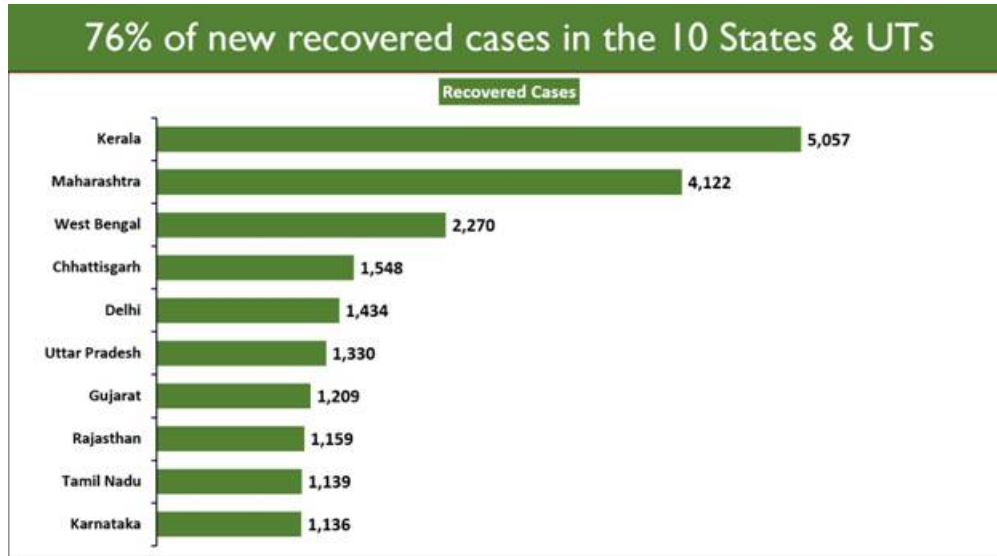
With the expansion of testing infrastructure, States/UTs that have positivity rate more than the national average are also registering a decline in their positivity rate.



**f** Total Recoveries stand at **9,663,382**. The Recovery Rate has also increased to **95.69%**.

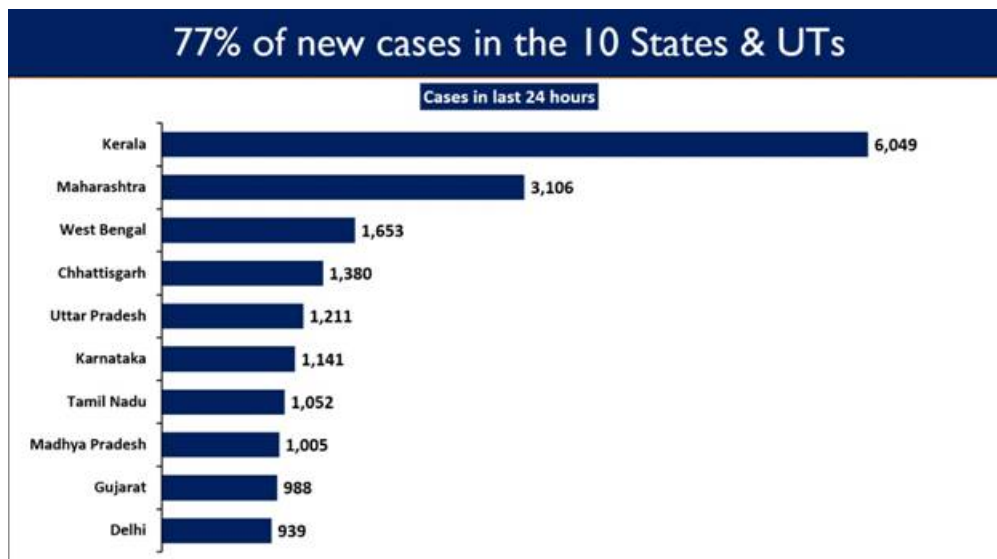
**75.87%** of the new recovered cases are observed to be concentrated in 10 States/UTs.

**🐦** Kerala has reported the maximum number of single day recoveries with 5,057 newly recovered cases. 4,122 people recovered in Maharashtra in the past 24 hours followed by 2,270 in West Bengal.



**77.34% of the new cases** are from 10 States and UTs.

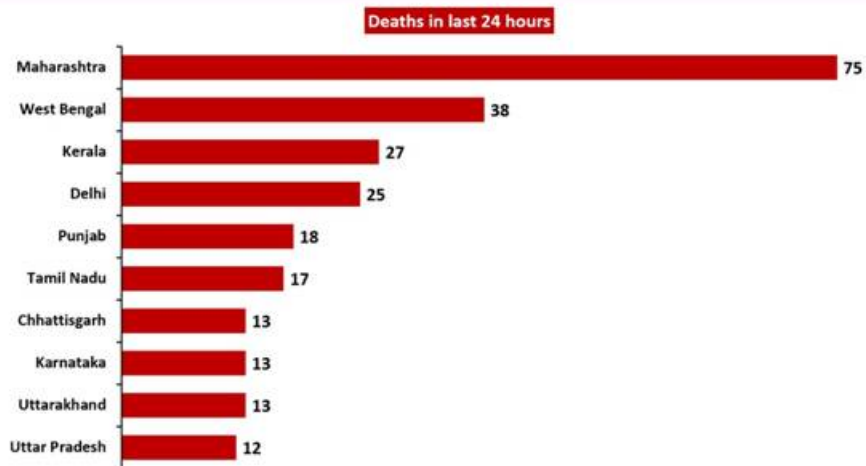
Kerala continues to report the highest daily new cases at 6,049. It is followed by Maharashtra with 3,106 new cases.



**333** case fatalities have been reported in the past 24 hours.

Ten States/UTs account for **75.38%** of new deaths. Maharashtra saw the maximum casualties (75). West Bengal and Kerala follow with 38 and 27 daily deaths, respectively.

## 75% of new deaths in the 10 States & UTs



\*\*\*\*

MV/SJ

HFV/COVID States data/23<sup>rd</sup>December 2020/1

(Release ID: 1682872) Visitor Counter : 105

Read this release in: Urdu , Hindi , Marathi , Manipuri , Bengali , Punjabi , Gujarati , Tamil , Malayalam