



Ministry of Health and Family Welfare

India crosses a New Landmark in Testing

Total Tests cross a Record of 9 cr

20 States/UTs report Positivity Rate less than National Average

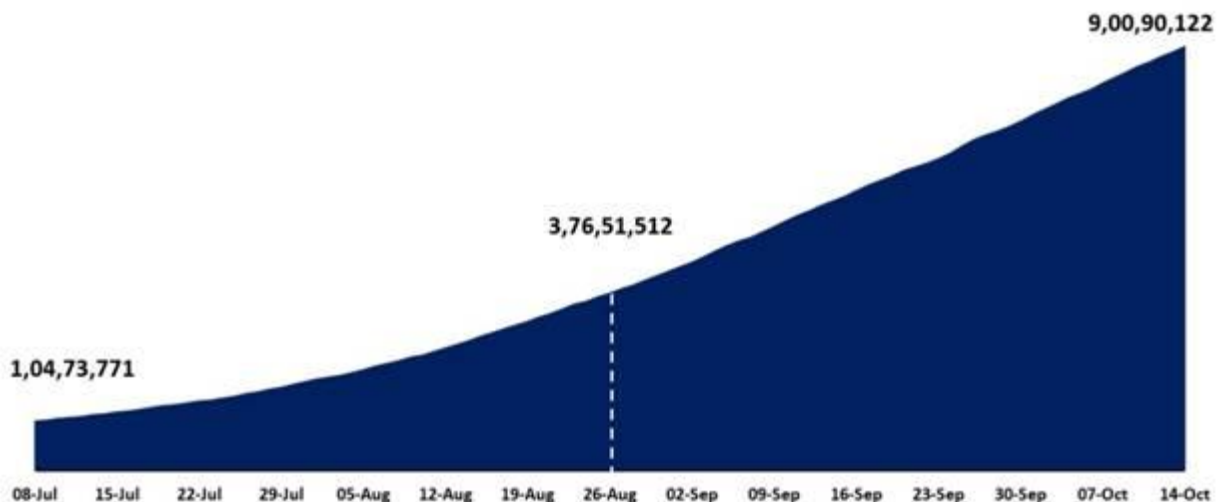
Posted On: 14 OCT 2020 11:50AM by PIB Delhi

India has demonstrated an exponential increase in the number of COVID-19 cumulative tests since Jan 2020. It has crossed the landmark of **9 crore total tests today**.

With **11,45,015** tests conducted in the last 24 hours, the cumulative tests now stand at **9,00,90,122**.

The country's testing capacities have multiplied manifold with more than 1900 labs across the country and with collaborative efforts of the Centre and State/UT governments. More than 15 lakh samples can be tested every day.

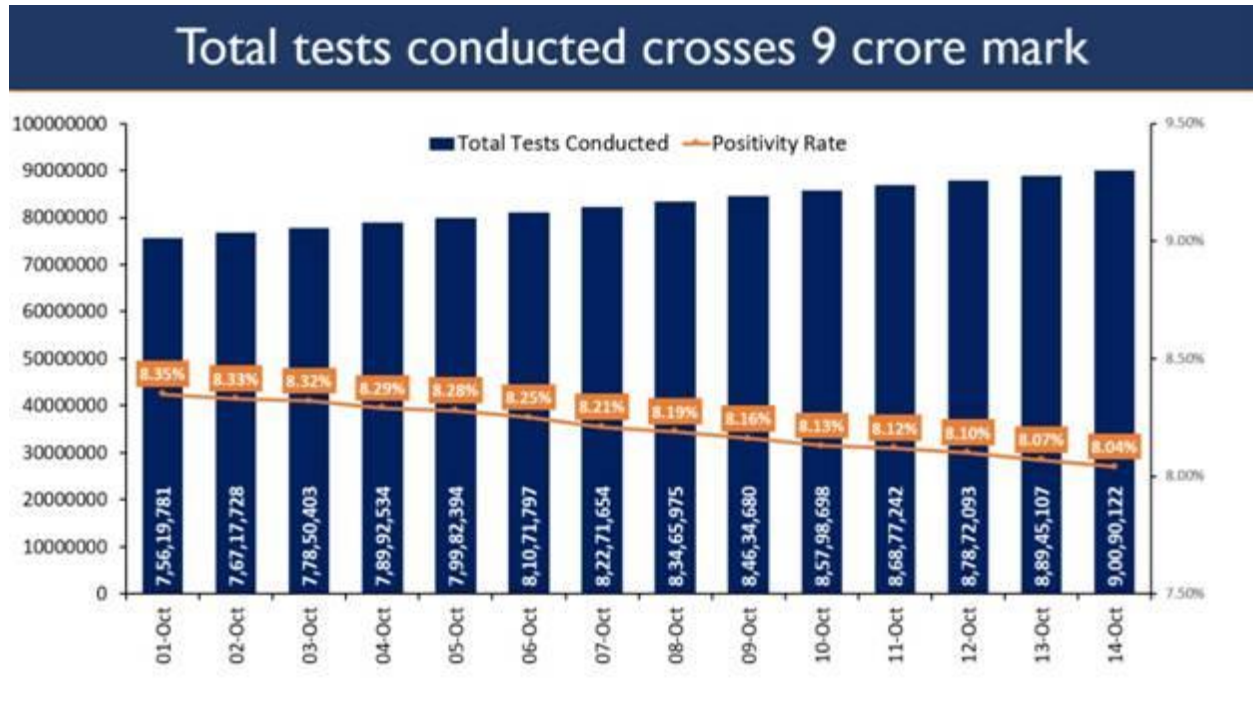
Enhanced Testing Infrastructure leads to rise in Testing



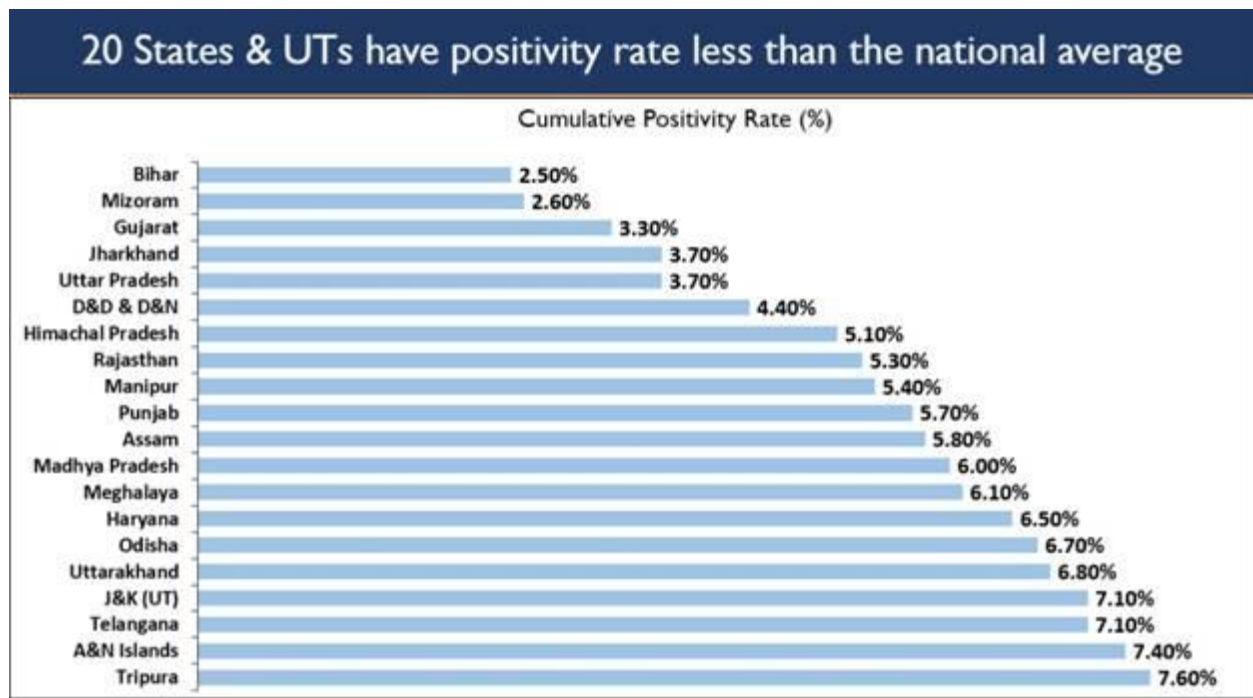
Progressive expansion in testing infrastructure has played a crucial role in the steep rise of testing numbers. With 1935 testing labs in the country including 1112 Government laboratories and 823 Private laboratories, the daily testing capacity has got a substantial boost.



Very high countrywide testing on a sustained basis has also resulted in bringing down the national positivity rate. This indicates that the rate of spread of infection is being effectively contained.



20 States/UTs have positivity rate less than the national average. The cumulative Positivity Rate is 8.04% and is on a continuous decline.



Higher testing across wide regions leads to early identification of positive cases, prompt tracking through efficient surveillance and tracing, and timely & effective treatment in homes/facilities and in hospitals for the severe cases. These measures in tandem eventually lead to lower mortality rate.



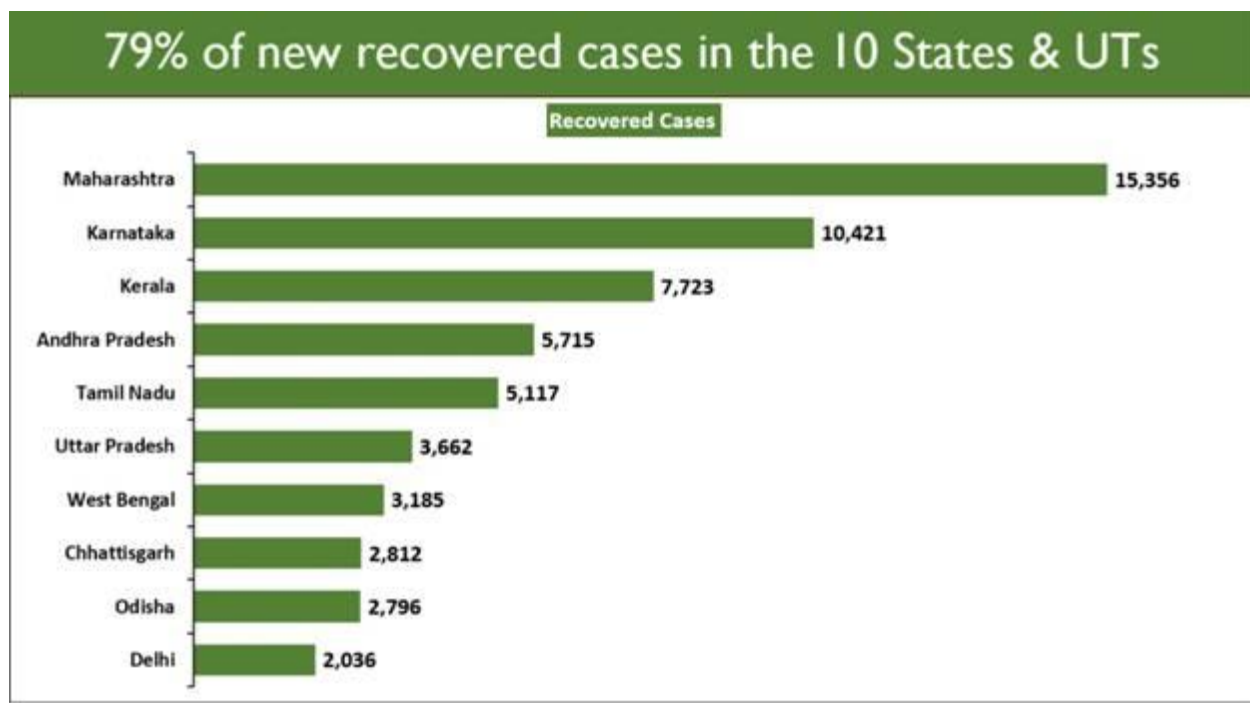
India is registering new recoveries more than the new cases consistently in the recent days. As a result, the active cases are steadily declining and stand at **8,26,876** as of today and comprise only **11.42%** of the total positive cases of the country.

74,632 COVID cases have recovered and discharged in the last 24 hours whereas the new confirmed cases stand at **63,509**. Higher number of recoveries has aided the national Recovery Rate to further improve to **87.05%**.

The total recovered cases stand at **63,01,927**. The gap between Recovered cases and Active cases is 54,75,051. With increasing number of recoveries, this gap is continuously widening.

79% of the new recovered cases are observed to be concentrated in 10 States/UTs viz. Maharashtra, Karnataka, Kerala, Andhra Pradesh, Tamil Nadu, Uttar Pradesh, West Bengal, Chhattisgarh, Odisha, and Delhi,

Maharashtra continues to contribute the maximum with more than 15,000 single day recoveries.



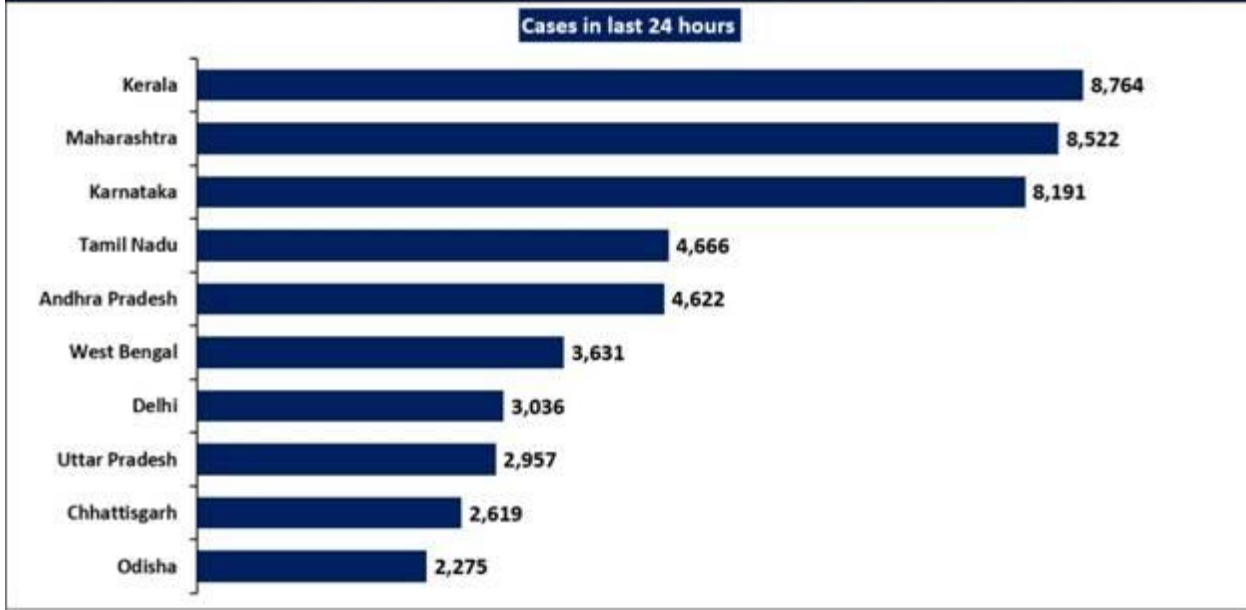
63,509 new confirmed cases were recorded in the last 24 hours.

77% of the new cases are from 10 States and UTs. Kerala has outnumbered Maharashtra with the highest number of new reported cases.

Top three contributing states viz. Kerala, Maharashtra and Karnataka reported more than 8,000 cases followed by Tamil Nadu and Andhra Pradesh, both contributing more than 4,000 cases each.



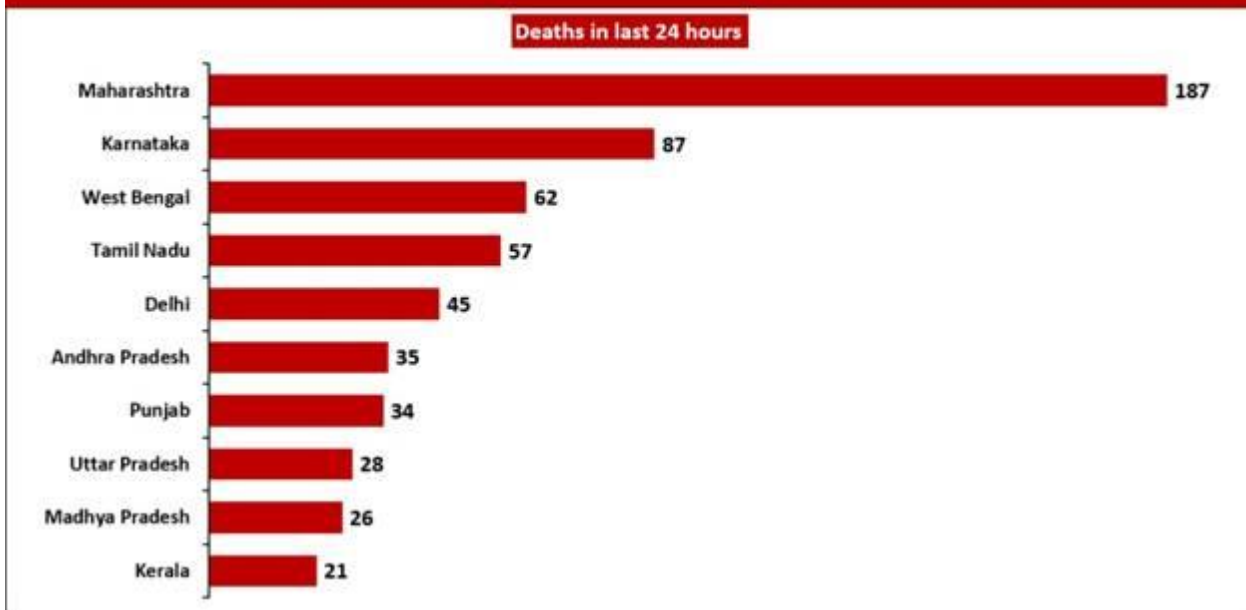
77% of new cases in the 10 States & UTs



730 case fatalities have been reported in the past 24 hours. Of these, **nearly 80%** are concentrated in ten States/UT.

More than **25%** of new fatalities reported are from Maharashtra (187 deaths).

80% of new deaths in the 10 States & UTs



Almost all States/UTs of the country are affected by COVID-19. Given the seasonal pattern of epidemic prone diseases observed every year in our country like Dengue, Malaria, Seasonal Influenza, Leptospirosis, Chikungunya, Enteric fever, etc., can not only present as a diagnostic dilemma but may co-exist in COVID cases. This poses a challenge in clinical and laboratory diagnosis of COVID, and has a bearing on the clinical management and patient outcomes. Ministry of Health and Family Welfare has issued Guidelines for management of co-infection of COVID-19 with other seasonal epidemic prone diseases.



This can be accessed at:

<https://www.mohfw.gov.in/pdf/GuidelinesformanagementofcoinfectionofCOVID19withotherseasonalepidemicpronediseases.pdf>

MV/SJ

(Release ID: 1664244) Visitor Counter : 211

Read this release in: Tamil , Urdu , Hindi , Marathi , Bengali , Assamese , Manipuri , Punjabi , Gujarati , Odia , Telugu , Malayalam

