



Ministry of Health and Family Welfare



India continues to post very high Recoveries



More than 79,000 discharged in the last 24 hours



India's Recovery Rate crosses 78%



60% of Total Active Cases in 5 Most Affected States

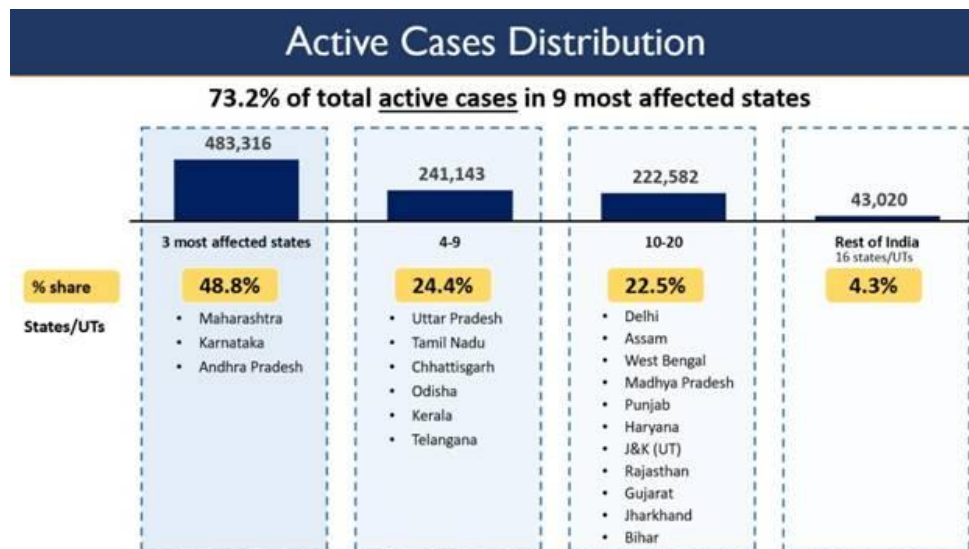
Posted On: 15 SEP 2020 12:12PM by PIB Delhi

India continues to post very high number of daily recoveries. The continuous upward trajectory of India's Recovery Rate has touched **78.28%** today. **79,292** have recovered and discharged in the last 24 hours.

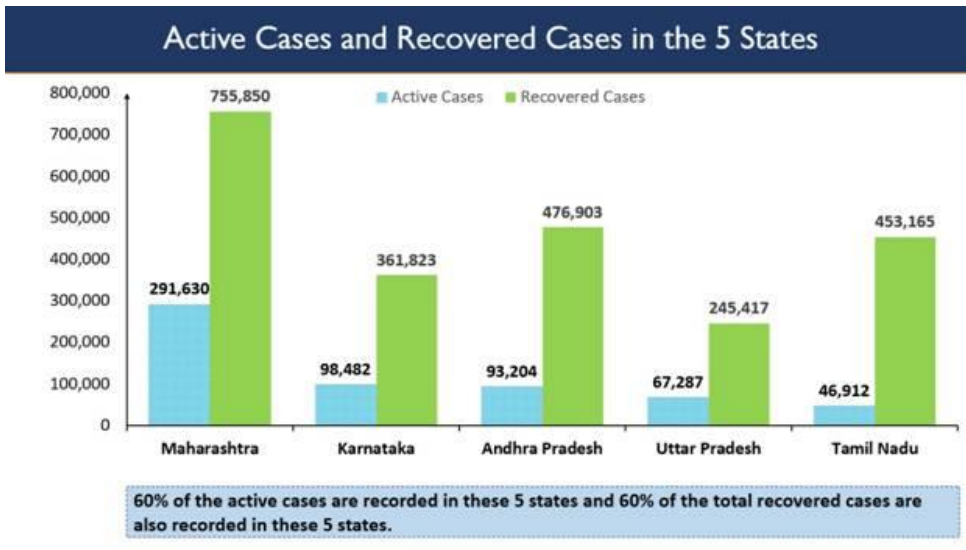
The total recovered cases stand at **38,59,399**. The gap between Recovered cases and Active cases has crossed **28 lakh** today (**28,69,338**).

The total number of active cases in the country stands at **9,90,061** as on date.

Close to half (48.8%) of the Active Cases are concentrated in 3 States; Maharashtra, Karnataka and Andhra Pradesh. Uttar Pradesh, Tamil Nadu, Chhattisgarh, Odisha, Kerala and Telangana contribute close to a quarter (24.4%) of the Active Cases.

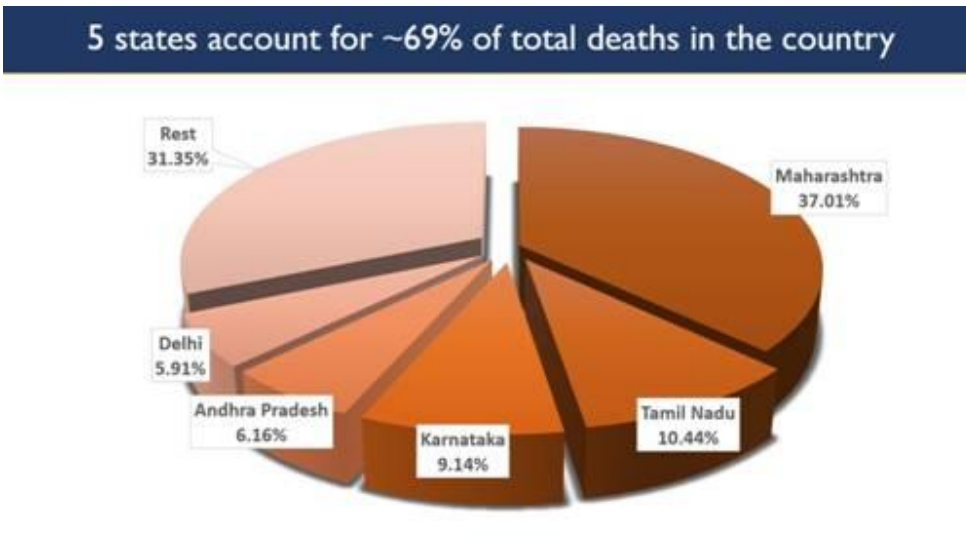


Maharashtra, Karnataka, Andhra Pradesh, Uttar Pradesh and Tamil Nadu contribute **60.35%** of the total Active Cases and are also reporting close to 60% (**59.42%**) of the total recovered cases.



1,054 case fatalities have been reported in the past 24 hours. Of the total deaths, **nearly 69%** are concentrated in five State/UTs of Maharashtra, Tamil Nadu, Karnataka, Andhra Pradesh and Delhi.

More than **37%** of deaths reported are from Maharashtra (29,894 deaths). The State reported **34.44%** of the deaths in the last 24 hours (363 deaths).



#	Name of State / UT	Active cases	Confirmed cases			Cumulative Cured/ Discharged/Migrated Cases			Cumulative Deaths		
			As on 15.09.2020	As on 14.09.2020	Change since yesterday	As on 15.09.2020	As on 14.09.2020	Changes since yesterday	As on 15.09.2020	As on 14.09.2020	Change since yesterday
TOTAL CASES		990061	4930236	4846427	83809	3859399	3780107	79292	80776	79722	1054
1	Maharashtra	291630	1077374	1060308	17066	755850	740061	15789	29894	29531	363



2	Karnataka	98482	467689	459445	8244	361823	352958	8865	7384	7265	119
3	Andhra Pradesh	93204	575079	567123	7956	476903	467139	9764	4972	4912	60
4	Uttar Pradesh	67287	317195	312036	5159	245417	239485	5932	4491	4429	62
5	Tamil Nadu	46912	508511	502759	5752	453165	447366	5799	8434	8381	53
6	Chhattisgarh	33645	67327	63991	3336	33109	31931	1178	573	555	18
7	Odisha	32344	155005	150807	4198	122024	118642	3382	637	626	11
8	Kerala	30555	110818	108278	2540	79809	77699	2110	454	439	15
9	Telangana	30400	160571	158513	2058	129187	127007	2180	984	974	10
10	Delhi	28641	221533	218304	3229	188122	184748	3374	4770	4744	26
11	Assam	28630	144166	141763	2403	115054	113133	1921	482	469	13
12	West Bengal	23693	205919	202708	3211	178223	175139	3084	4003	3945	58
13	Madhya Pradesh	21228	90730	88247	2483	67711	65998	1713	1791	1762	29
14	Punjab	20690	82113	79679	2434	58999	57536	1463	2424	2356	68
15	Haryana	20417	96129	93641	2488	74712	72587	2125	1000	975	25
16	J&K (UT)	18049	55325	54096	1229	36381	35737	644	895	878	17
17	Rajasthan	16726	104138	102408	1730	86162	84518	1644	1250	1236	14
18	Gujarat	16469	114834	113500	1334	95138	93883	1255	3227	3210	17
19	Jharkhand	14064	62737	61474	1263	48112	46583	1529	561	555	6
20	Bihar	13975	160366	158285	2081	145560	143350	2210	831	822	9
21	Uttarakhand	10374	33016	31973	1043	22213	21040	1173	429	414	15



22	Tripura	7564	19696	19165	531	11925	11536	389	207	200	7
23	Goa	4946	24898	24592	306	19648	19129	519	304	290	14
24	Puducherry	4805	20226	19833	393	15027	14570	457	394	385	9
25	Himachal Pradesh	3659	9923	9555	368	6182	6114	68	82	77	5
26	Chandigarh	2847	8245	7991	254	5300	5170	130	98	93	5
27	Arunachal Pradesh	1756	6298	6121	177	4531	4379	152	11	10	1
28	Meghalaya	1686	3864	3724	140	2151	2075	76	27	26	1
29	Manipur	1585	7971	7875	96	6340	6191	149	46	46	0
30	Nagaland	1289	5214	5083	131	3915	3901	14	10	10	0
31	Ladakh (UT)	903	3419	3345	74	2475	2436	39	41	40	1
32	Sikkim	582	2119	2086	33	1521	1505	16	16	14	2
33	Mizoram	549	1468	1428	40	919	830	89	0	0	0
34	D&D & D&N	248	2763	2745	18	2513	2488	25	2	2	0
35	A&N Islands	227	3557	3546	11	3278	3243	35	52	51	1
36	Lakshdweep	0	0	0	0	0	0	0	0	0	0

MV

HFV/COVID States data/15September2020/1

(Release ID: 1654383) Visitor Counter : 135

Read this release in: Urdu , Marathi , Hindi , Manipuri , Assamese , Punjabi , Gujarati , Tamil , Telugu , Malayalam

