



Ministry of Health and Family Welfare

UPDATES on COVID-19

India scales yet another peak of Highest ever single day Recoveries

81,533 Patients recover in the last 24 hours

60% of Total Recoveries concentrated in 5 States

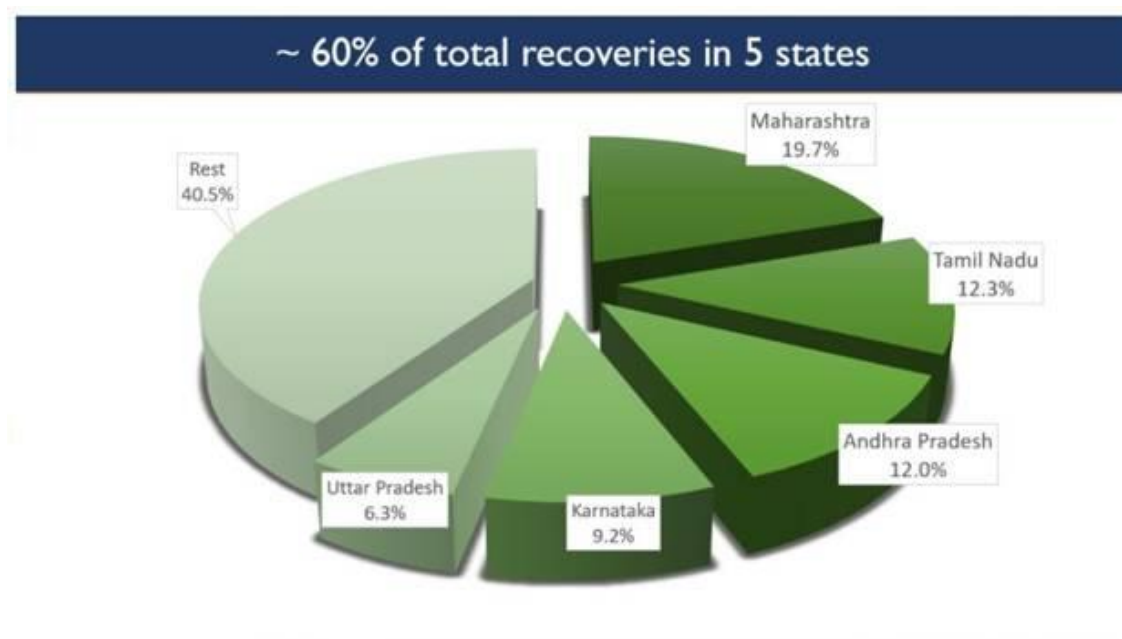
Posted On: 12 SEP 2020 11:33AM by PIB Delhi

With its focussed strategies and measures, India has been continuously reporting high number of recoveries. India has scaled yet another peak today. The highest ever single day recoveries of **81,533** have been registered in last 24 hours.

60% of the total recovered cases are being reported from five States, viz. Maharashtra, Tamil Nadu, Andhra Pradesh, Karnataka and Uttar Pradesh.

Maharashtra has alone contributed more than 14,000 and Karnataka has contributed more than 12,000 to the new single day recoveries.

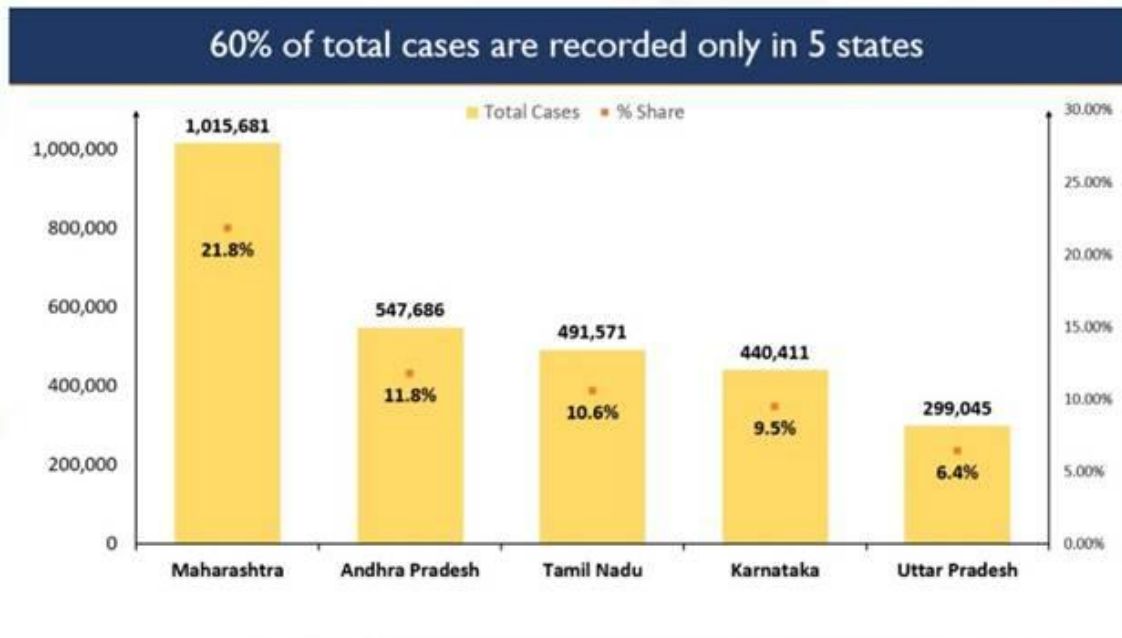
With this, the total number of recoveries has crossed 36 lakh (**3,624,196**) taking the Recovery Rate to **77.77%**.



97,570 new confirmed cases have been added in the last 24 hours in the country. Maharashtra has more than 24,000 of the additional cases. Andhra Pradesh and Karnataka both have contributed more than 9,000.

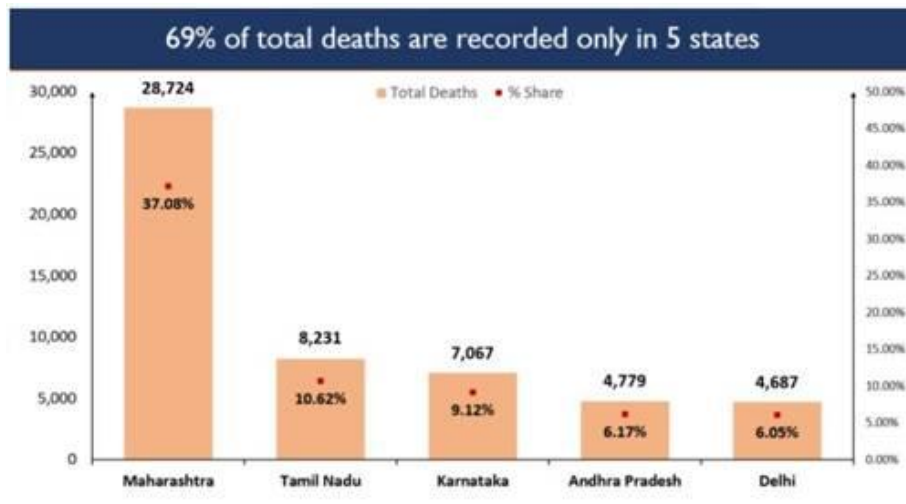


60% of the total cases are reported from only five States. These States have also reported maximum new recoveries in the past 24 hours.



In the past 24 hours, 1,201 deaths have been registered. 36% of deaths reported yesterday are from Maharashtra with 442 deaths followed by Karnataka with 130 deaths.

Of the total deaths, 69% deaths are concentrated in five States/UT of Maharashtra, Tamil Nadu, Karnataka, Andhra Pradesh and Delhi.



#	Name of State / UT	Active cases	Confirmed cases			Cumulative Cured/ Discharged/Migrated Cases			Cumulative Deaths			
			As on 12.09.2020	As on 11.09.2020	Change since yesterday	As on 12.09.2020	As on 11.09.2020	Changes since yesterday	As on 12.09.2020	As on 11.09.2020	Change since yesterday	
		As on 12.09.2020										



	TOTAL CASES	958316	4659984	4562414	97570	3624196	3542663	81533	77472	76271	1201
1	Maharashtra	271934	1015681	990795	24886	715023	700715	14308	28724	28282	442
2	Karnataka	98345	440411	430947	9464	334999	322454	12545	7067	6937	130
3	Andhra Pradesh	96191	547686	537687	9999	446716	435647	11069	4779	4702	77
4	Uttar Pradesh	67321	299045	292029	7016	227442	221506	5936	4282	4206	76
5	Tamil Nadu	47918	491571	486052	5519	435422	429416	6006	8231	8154	77
6	Telangana	32005	154880	152602	2278	121925	119467	2458	950	940	10
7	Chhattisgarh	31001	58643	55680	2963	27123	25855	1268	519	493	26
8	Odisha	30450	143117	139121	3996	112062	108001	4061	605	591	14
9	Assam	29580	138339	135805	2534	108329	105701	2628	430	414	16
10	Kerala	27944	102254	99266	2988	73900	72578	1322	410	396	14
11	Delhi	26907	209748	205482	4266	178154	175400	2754	4687	4666	21
12	West Bengal	23461	196332	193175	3157	169043	166027	3016	3828	3771	57
13	Punjab	19096	74616	72143	2473	53308	51906	1402	2212	2149	63
14	Madhya Pradesh	18992	83619	81379	2240	62936	61285	1651	1691	1661	30
15	Haryana	18875	88332	85944	2388	68525	66705	1820	932	907	25
16	Gujarat	16286	110809	109465	1344	91343	90103	1240	3180	3164	16
17	Rajasthan	15859	99036	97376	1660	81970	80482	1488	1207	1192	15
18	Bihar	15190	155445	153568	1877	139458	137544	1914	797	785	12
19	Jharkhand	15180	59040	58079	961	43328	42115	1213	532	517	15
20	J&K (UT)	15169	50712	49134	1578	34689	34215	474	854	845	9





21	Uttarakhand	9405	29221	28266	955	19428	18783	645	388	377	11
22	Tripura	7365	18281	17811	470	10734	10255	479	182	173	9
23	Goa	5104	23445	22890	555	18065	17592	473	276	268	8
24	Puducherry	4878	19026	18536	490	13783	13389	394	365	353	12
25	Himachal Pradesh	2874	8784	8466	318	5839	5677	162	71	66	5
26	Chandigarh	2606	7292	6987	305	4600	4331	269	86	83	3
27	Arunachal Pradesh	1689	5825	5672	153	4126	4005	121	10	9	1
28	Meghalaya	1534	3447	3296	151	1889	1842	47	24	20	4
29	Manipur	1533	7579	7470	109	6002	5793	209	44	44	0
30	Nagaland	1134	4946	4636	310	3802	3792	10	10	10	0
31	Ladakh (UT)	803	3228	3177	51	2387	2366	21	38	36	2
32	Mizoram	589	1379	1333	46	790	750	40	0	0	0
33	Sikkim	532	2026	2009	17	1486	1470	16	8	7	1
34	A&N Islands	286	3494	3465	29	3157	3121	36	51	51	0
35	D&D & D&N	280	2695	2671	24	2413	2375	38	2	2	0
36	Lakshdweep	0	0	0	0	0	0	0	0	0	0

MV/SJ

HFW/COVID States data/12September2020/1

(Release ID: 1653543) Visitor Counter : 276

Read this release in: Urdu , Marathi ,  Hindi , Assamese , Manipuri ,  Bengali , Punjabi , Gujarati ,  Odia , Tamil , Telugu , Malayalam 