



Ministry of Health and Family Welfare

UPDATES on COVID-19

India continues with High Number of Recoveries

Total number of Recovered Cases more than 37 lakh

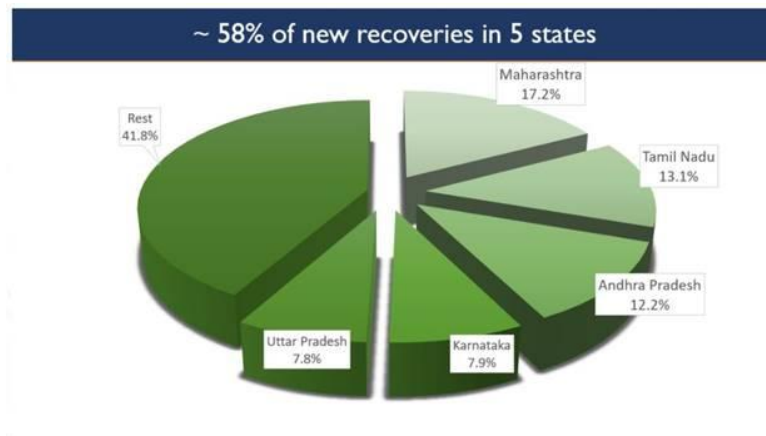
58% Daily New Recoveries come from 5 States

Posted On: 13 SEP 2020 11:02AM by PIB Delhi

India continues to report high number of recoveries exceeding 70,000 every day. Focussed, collaborative, responsive & effective measures of early identification through high & aggressive testing, prompt surveillance & tracking coupled with standardised high quality clinical care have in tandem led to this result.

78,399 recoveries have been registered in the last 24 hours in the country. With this, the total number of recoveries has touched **3,702,595** taking the Recovery Rate to **77.88%**.

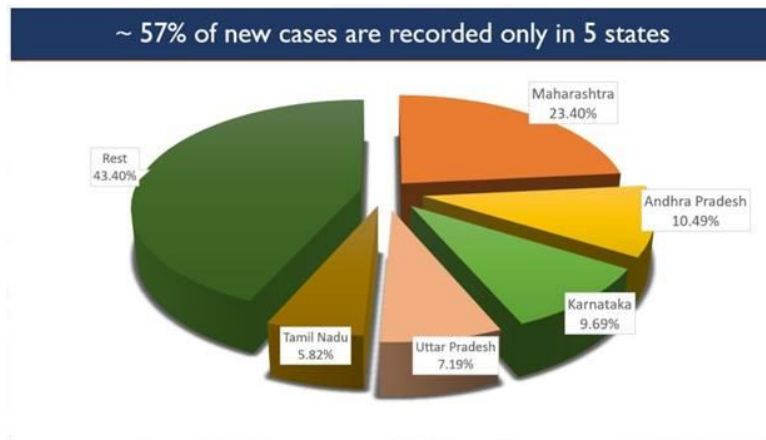
58% of the new recovered cases are being reported from five States, viz. Maharashtra, Tamil Nadu, Andhra Pradesh, Karnataka and Uttar Pradesh. Maharashtra continues to lead with more than 13,000 recoveries while Andhra Pradesh has contributed more than 10,000 to the single day recoveries.



94,372 new cases have been reported in the last 24 hours. Of this, Maharashtra alone has more than 22,000 cases followed by Andhra Pradesh and Karnataka with more than 9,000 cases each.

Nearly **57%** of the new cases are reported from five States. These are also contributing 58% of the new recovered cases.

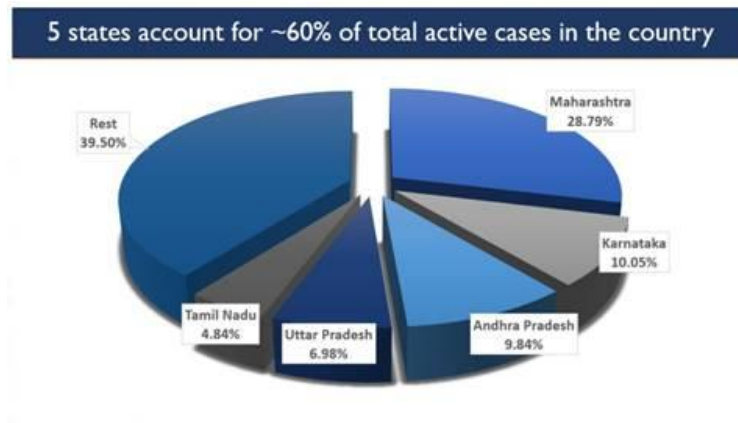




The total number of active cases in the country stands at **9,73,175** as on date.

Maharashtra has more than 2,80,000 cases followed by Karnataka with more than 97,000 cases.

Five states account for 60% of Total Active cases in the country viz. Maharashtra (28.79%), Karnataka (10.05%), Andhra Pradesh (9.84%), Uttar Pradesh (6.98%) and Tamil Nadu (4.84%).



1,114 deaths have been registered in the past 24 hours. Maharashtra has reported the maximum number of 391 deaths followed by Karnataka with 94 deaths, whereas Tamil Nadu has reported 76 deaths.

#	Name of State / UT	Active cases	Confirmed cases			Cumulative Cured/ Discharged/Migrated Cases			Cumulative Deaths		
			As on 13.09.2020	As on 12.09.2020	Change since yesterday	As on 13.09.2020	As on 12.09.2020	Changes since yesterday	As on 13.09.2020	As on 12.09.2020	Change since yesterday
TOTAL CASES		973175	4754356	4659984	94372	3702595	3624196	78399	78586	77472	1114
1	Maharashtra	280138	1037765	1015681	22084	728512	715023	13489	29115	28724	391
2	Karnataka	97834	449551	440411	9140	344556	334999	9557	7161	7067	94



3	Andhra Pradesh	95733	557587	547686	9901	457008	446716	10292	4846	4779	67
4	Uttar Pradesh	67955	305831	299045	6786	233527	227442	6085	4349	4282	67
5	Tamil Nadu	47110	497066	491571	5495	441649	435422	6227	8307	8231	76
6	Chhattisgarh	33246	61763	58643	3120	27978	27123	855	539	519	20
7	Telangana	31607	157096	154880	2216	124528	121925	2603	961	950	11
8	Odisha	30999	146894	143117	3777	115279	112062	3217	616	605	11
9	Assam	29133	140471	138339	2132	110885	108329	2556	453	430	23
10	Kerala	28870	105139	102254	2885	75844	73900	1944	425	410	15
11	Delhi	28059	214069	209748	4321	181295	178154	3141	4715	4687	28
12	West Bengal	23521	199493	196332	3161	172085	169043	3042	3887	3828	59
13	Madhya Pradesh	19840	85966	83619	2347	64398	62936	1462	1728	1691	37
14	Haryana	19446	91115	88332	2783	70713	68525	2188	956	932	24
15	Punjab	19384	77057	74616	2441	55385	53308	2077	2288	2212	76
16	Rajasthan	16582	100705	99036	1669	82902	81970	932	1221	1207	14
17	Gujarat	16301	112174	110809	1365	92678	91343	1335	3195	3180	15
18	J&K (UT)	16261	52410	50712	1698	35285	34689	596	864	854	10
19	Jharkhand	14844	60460	59040	1420	45074	43328	1746	542	532	10
20	Bihar	14396	156703	155445	1258	141499	139458	2041	808	797	11
21	Uttarakhand	9781	30336	29221	1115	20153	19428	725	402	388	14
22	Tripura	7584	18910	18281	629	11132	10734	398	194	182	12
23	Goa	5323	24185	23445	740	18576	18065	511	286	276	10
24	Puducherry	4847	19445	19026	419	14228	13783	445	370	365	5
25	Himachal Pradesh	3194	9229	8784	445	5962	5839	123	73	71	2
26	Chandigarh	2586	7542	7292	250	4864	4600	264	92	86	6



27	Arunachal Pradesh	1712	5975	5825	150	4253	4126	127	10	10	0
28	Manipur	1584	7731	7579	152	6102	6002	100	45	44	1
29	Meghalaya	1570	3615	3447	168	2020	1889	131	25	24	1
30	Nagaland	1215	5064	4946	118	3839	3802	37	10	10	0
31	Ladakh (UT)	841	3294	3228	66	2414	2387	27	39	38	1
32	Mizoram	591	1414	1379	35	823	790	33	0	0	0
33	Sikkim	541	2055	2026	29	1503	1486	17	11	8	3
34	D&D & D&N	279	2725	2695	30	2444	2413	31	2	2	0
35	A&N Islands	268	3521	3494	27	3202	3157	45	51	51	0
36	Lakshdweep	0	0	0	0	0	0	0	0	0	0

MV/SJ

HFW/COVID States data/13September2020/1

(Release ID: 1653733) Visitor Counter : 49

