



Ministry of Health and Family Welfare

UPDATES on COVID-19

India's 60% Daily New Recoveries come from 5 States

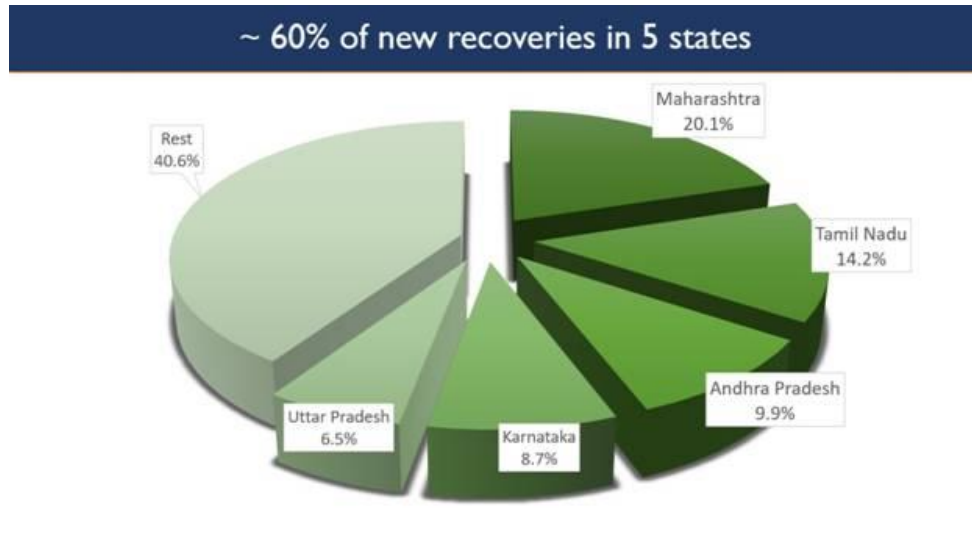
Total number of Recovered Cases nearly 35.5 lakh

Posted On: 11 SEP 2020 11:50AM by PIB Delhi

India has been continuously reporting high number of recoveries. A total of **70,880** recoveries have been registered in the last 24 hours in the country. Maharashtra has alone contributed more than 14,000 and Andhra Pradesh has contributed more than 10,000 to the single day recoveries.

With this, the total number of recoveries has touched **35,42,663** taking the Recovery Rate to **77.65%**.

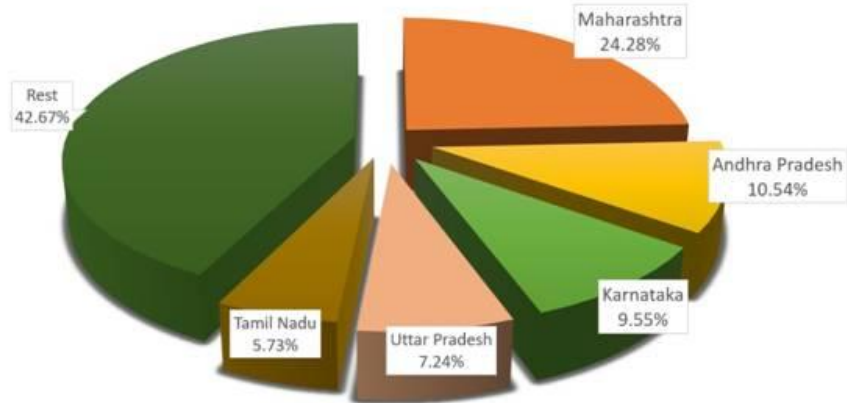
60% of the new recovered cases are being reported from five States, viz. Maharashtra, Tamil Nadu, Andhra Pradesh, Karnataka and Uttar Pradesh.



96,551 new cases have been reported in the last 24 hours. Of this, Maharashtra alone has more than 23,000 and Andhra Pradesh has more than 10,000.

Nearly **57%** of the new cases are reported from only five States. These are the same States that are also contributing 60% of the new recovered cases.

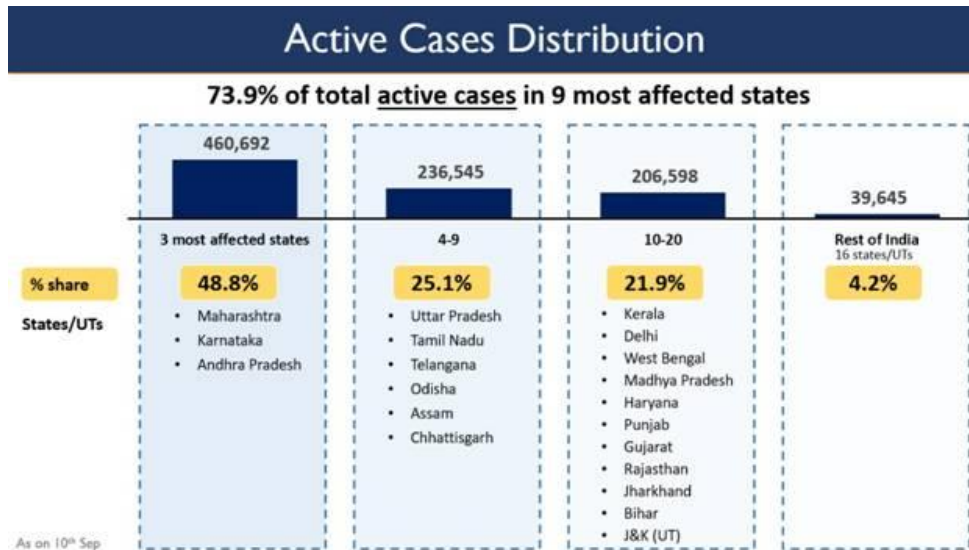
~ 57% of new cases are recorded only in 5 states



The total number of active cases in the country stands at **9,43,480** as on date.

Maharashtra is leading this tally with more than 2,60,000 cases followed by Karnataka with more than 1,00,000 cases.

Nearly **74% of the total Active Cases** are in nine most affected States. Maharashtra, Karnataka and Andhra Pradesh contribute more than 48% of the total active cases.



As many as **1,209** deaths have been registered in the past 24 hours. Maharashtra has reported 495 deaths followed by Karnataka with 129 deaths, whereas Uttar Pradesh has logged 94 deaths.






#	Name of State / UT	Active cases	Confirmed cases			Cumulative Cured/ Discharged/Migrated Cases			Cumulative Deaths		
			As on 11.09.2020	As on 10.09.2020	Change since yesterday	As on 11.09.2020	As on 10.09.2020	Changes since yesterday	As on 11.09.2020	As on 10.09.2020	Change since yesterday
TOTAL CASES		943480	4562414	4465863	96551	3542663	3471783	70880	76271	75062	1209

f



in

1	Maharashtra	261798	990795	967349	23446	700715	686462	14253	28282	27787	495
2	Karnataka	101556	430947	421730	9217	322454	315433	7021	6937	6808	129
3	Andhra Pradesh	97338	537687	527512	10175	435647	425607	10040	4702	4634	68
4	Uttar Pradesh	66317	292029	285041	6988	221506	216901	4605	4206	4112	94
5	Tamil Nadu	48482	486052	480524	5528	429416	423231	6185	8154	8090	64
6	Telangana	32195	152602	150176	2426	119467	117143	2324	940	927	13
7	Odisha	30529	139121	135130	3991	108001	105295	2706	591	580	11
8	Assam	29690	135805	133066	2739	105701	103504	2197	414	396	18
9	Chhattisgarh	29332	55680	52932	2748	25855	24414	1441	493	477	16
10	Kerala	26292	99266	95917	3349	72578	70917	1661	396	384	12
11	Delhi	25416	205482	201174	4308	175400	172763	2637	4666	4638	28
12	West Bengal	23377	193175	190063	3112	166027	162992	3035	3771	3730	41
13	Madhya Pradesh	18433	81379	79192	2187	61285	59850	1435	1661	1640	21
14	Haryana	18332	85944	83353	2591	66705	65143	1562	907	882	25
15	Punjab	18088	72143	69684	2459	51906	50558	1348	2149	2061	88
16	Gujarat	16198	109465	108133	1332	90103	88688	1415	3164	3149	15
17	Rajasthan	15702	97376	95736	1640	80482	79450	1032	1192	1178	14
18	Jharkhand	15447	58079	56897	1182	42115	40659	1456	517	512	5
19	Bihar	15239	153568	152192	1376	137544	135791	1753	785	775	10
20	J&K (UT)	14074	49134	47542	1592	34215	33871	344	845	832	13
21	Uttarakhand	9106	28266	27211	1055	18783	18262	521	377	372	5
22	Tripura	7383	17811	17252	559	10255	9993	262	173	173	0
23	Goa	5030	22890	22251	639	17592	17156	436	268	262	6
24	Puducherry	4794	18536	18084	452	13389	12967	422	353	347	6

	25	Himachal Pradesh	2723	8466	8147	319	5677	5597	80	66	63	3
	26	Chandigarh	2573	6987	6704	283	4331	4140	191	83	80	3
	27	Arunachal Pradesh	1658	5672	5545	127	4005	3906	99	9	9	0
	28	Manipur	1633	7470	7362	108	5793	5548	245	44	40	4
	29	Meghalaya	1434	3296	3197	99	1842	1823	19	20	19	1
	30	Nagaland	834	4636	4375	261	3792	3787	5	10	10	0
	31	Ladakh (UT)	775	3177	3142	35	2366	2329	37	36	35	1
	32	Mizoram	583	1333	1192	141	750	750	0	0	0	0
	33	Sikkim	532	2009	1989	20	1470	1429	41	7	7	0
	34	D&D & D&N	294	2671	2643	28	2375	2346	29	2	2	0
	35	A&N Islands	293	3465	3426	39	3121	3078	43	51	51	0
	36	Lakshdweep	0	0	0	0	0	0	0	0	0	0

MV/SJ

HFW/COVID States data/11September2020/1

(Release ID: 1653246) Visitor Counter : 178

Read this release in: Urdu , Marathi , Hindi , Assamese , Manipuri , Bengali , Punjabi , Gujarati , Odia , Tamil , Telugu , Malayalam