



Ministry of Health and Family Welfare



UPDATES on COVID-19



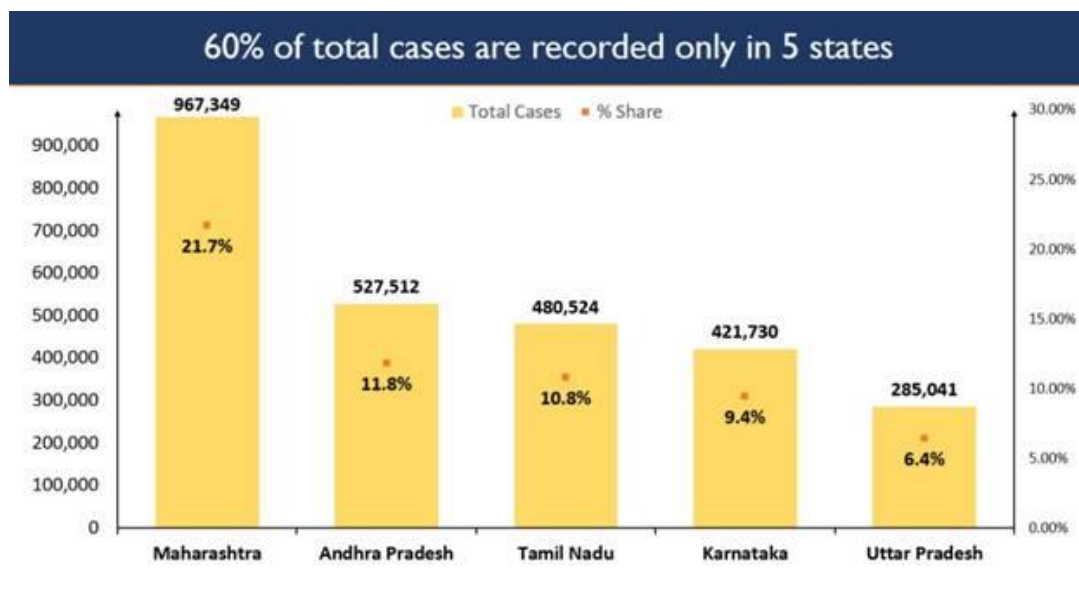
India's 60% Total Cases in 5 Most Affected States



Posted On: 10 SEP 2020 11:53AM by PIB Delhi

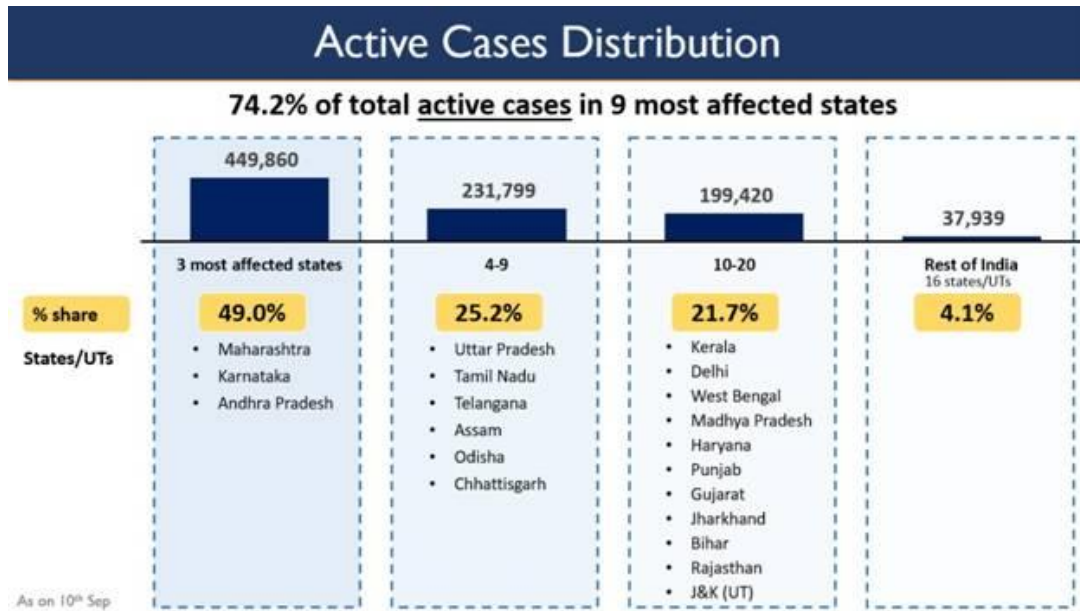
in A total of **95,735** new cases have been reported in the last 24 hours in the country.

60% of the total cases are reported from only five States. Maharashtra has alone contributed more than 23,000 and Andhra Pradesh has contributed more than 10,000.



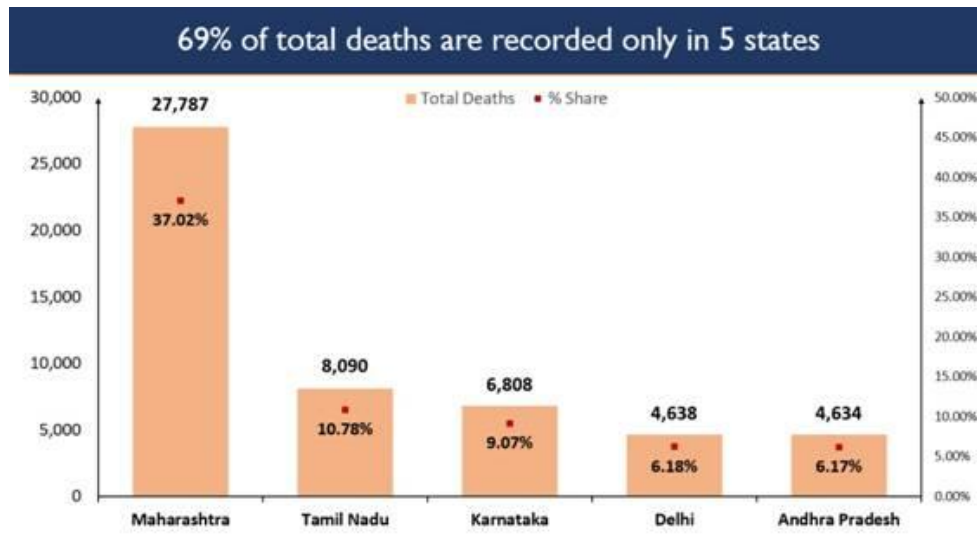
The total number of active cases in the country stands at **9,19,018** as on date.

More than 74% of the Total Active Cases are in 9 most affected States. Maharashtra, Karnataka and Andhra Pradesh presently contribute 49% of total active cases. Maharashtra is leading this tally with more than 2,50,000 whereas Karnataka and Andhra Pradesh follow with more than 97,000 each.



A total of **1,172** deaths have been registered in the past 24 hours. **32%** of deaths reported yesterday are from Maharashtra with 380 deaths followed by Karnataka with 128 deaths, and Tamil Nadu with 78 deaths.

Of the total deaths, 69% are concentrated in five States/UT of Maharashtra, Tamil Nadu, Karnataka, Delhi and Andhra Pradesh.



#	Name of State / UT	Active cases	Confirmed cases			Cumulative Cured/ Discharged/Migrated Cases			Cumulative Deaths		
			As on 10.09.2020	As on 09.09.2020	Change since yesterday	As on 10.09.2020	As on 09.09.2020	Changes since yesterday	As on 10.09.2020	As on 09.09.2020	Change since yesterday
TOTAL CASES		919018	4465863	4370128	95735	3471783	3398844	72939	75062	73890	1172
1	Maharashtra	253100	967349	943772	23577	686462	672556	13906	27787	27407	380
2	Karnataka	99489	421730	412190	9540	315433	308573	6860	6808	6680	128



3	Andhra Pradesh	97271	527512	517094	10418	425607	415765	9842	4634	4560	74
4	Uttar Pradesh	64028	285041	278473	6568	216901	211170	5731	4112	4047	65
5	Tamil Nadu	49203	480524	474940	5584	423231	416715	6516	8090	8012	78
6	Telangana	32106	150176	147642	2534	117143	115072	2071	927	916	11
7	Odisha	29255	135130	131382	3748	105295	102185	3110	580	569	11
8	Assam	29166	133066	130823	2243	103504	101239	2265	396	378	18
9	Chhattisgarh	28041	52932	50114	2818	24414	22792	1622	477	407	70
10	Kerala	24616	95917	92515	3402	70917	68863	2054	384	372	12
11	Delhi	23773	201174	197135	4039	172763	170140	2623	4638	4618	20
12	West Bengal	23341	190063	186956	3107	162992	160025	2967	3730	3677	53
13	Madhya Pradesh	17702	79192	77323	1869	59850	58509	1341	1640	1609	31
14	Haryana	17328	83353	81059	2294	65143	63315	1828	882	854	28
15	Punjab	17065	69684	67547	2137	50558	49327	1231	2061	1990	71
16	Gujarat	16296	108133	106804	1329	88688	87352	1336	3149	3133	16
17	Jharkhand	15726	56897	55296	1601	40659	39362	1297	512	496	16
18	Bihar	15626	152192	150502	1690	135791	134391	1400	775	765	10
19	Rajasthan	15108	95736	94126	1610	79450	77872	1578	1178	1164	14
20	J&K (UT)	12839	47542	45925	1617	33871	33251	620	832	815	17
21	Uttarakhand	8577	27211	26094	1117	18262	17473	789	372	360	12
22	Tripura	7086	17252	16717	535	9993	9653	340	173	161	12
23	Goa	4833	22251	21630	621	17156	16875	281	262	256	6
24	Puducherry	4770	18084	17749	335	12967	12581	386	347	337	10
25	Himachal Pradesh	2487	8147	7831	316	5597	5445	152	63	60	3
26	Chandigarh	2484	6704	6372	332	4140	3960	180	80	78	2



27	Manipur	1774	7362	7202	160	5548	5480	68	40	39	1
28	Arunachal Pradesh	1630	5545	5402	143	3906	3723	183	9	9	0
29	Meghalaya	1355	3197	3076	121	1823	1716	107	19	17	2
30	Ladakh (UT)	778	3142	3102	40	2329	2211	118	35	35	0
31	Nagaland	578	4375	4245	130	3787	3739	48	10	10	0
32	Sikkim	553	1989	1958	31	1429	1413	16	7	7	0
33	Mizoram	442	1192	1123	69	750	745	5	0	0	0
34	A&N Islands	297	3426	3392	34	3078	3035	43	51	50	1
35	D&D & D&N	295	2643	2617	26	2346	2321	25	2	2	0
36	Lakshdweep	0	0	0	0	0	0	0	0	0	0

MV/SJ

HFV/COVID States data/10September2020/1

(Release ID: 1652910) Visitor Counter : 219

Read this release in: Marathi , Hindi , Assamese , Manipuri , Bengali , Punjabi , Odia , Tamil , Telugu , Malayalam