

24.25

NAGAR PALIKA PARISHAD
RAMNAGAR
NAINITAL

BALANCE SHEET
AS ON 31.03.2025

2024-25

ACCOUNTANT'S COMPILATION REPORT

To

The Executive Officer,

Nagar Palika Parishad RAMNAGAR

We have compiled the accompanying financial statements of NAGAR PALIKA PARISHAD RAMNAGAR based on information you have provided. These financial statements comprise the Balance Sheet of NAGAR PALIKA PARISHAD RAMNAGAR as at March 31, 2025, the statement of Income and Expenditure account, and Cash Flow Statement for the year then ended, and a summary of significant accounting policies and other explanatory information.

We performed this compilation engagement in accordance with Standard on Related Services 4410 (Revised), Compilation Engagements.

We have applied our expertise in accounting and financial reporting to assist the ULB in the preparation and presentation of these financial statements on the basis of accounting principles described in Note to accounts of the financial statements. We have complied with relevant ethical requirements.

These financial statements and the accuracy and completeness of the information used to compile them is the responsibility of the ULB

Since a compilation engagement is not an assurance engagement, we are not required to verify the accuracy or completeness of the information provided by the ULB to us to compile these financial statements. Accordingly, we do not express an audit opinion or a review conclusion on whether these financial statements are prepared in accordance with the basis of accounting principles as described in Note to accounts

As stated in Note to accounts of the financial statements are prepared and presented in accordance with accounting principles as prescribed in Uttarakhand Municipal Accounting Manual-2021. The financial statements are prepared for the purpose described in Note to the financial statements. Accordingly, these financial statements may not be suitable for other purposes.

For ACHAL SRIVASTAVA & Co.
Chartered Accountants
Firm Registration Number 013285C



CA SANJAY KUMAR GUPTA
Partner

Membership Number- 408105

Date- 27.09.2025

UDIN- 25408105BMFXZA1012

NAGAR PALIKA PARISHAD RAMNAGAR

BALANCE SHEET AS AT 31.03.2025

Code No.	Item / Head of Account	Schedule No.	Current Year Amount (Rs.)	Previous Year Amount (Rs.)
1	2	3	4	5
	LIABILITIES			
	Reserve & Surplus			
3-10	Municipal (General) Fund	B-1	57,758,676.04	32,336,717.93
3-11	Earmarked Funds	B-2	-	38,807,999.20
3-12	Reserves	B-3	188,903,245.00	207,046,390.00
	Total Reserves & Surplus		246,661,921.04	278,191,107.13
3-20	Grants, contribution for specific purposes	B-4	286,167,401.27	182,346,678.09
	Loans			
3-30	Secured Loans	B-5	-	-
3-31	Unsecured Loans	B-6	-	-
	Total Loans		-	-
	Current Liabilities and Provisions			
3-40	Deposits Received	B-7	-	-
3-41	Deposit works	B-8	-	-
3-50	Other Liabilities (Sundry Creditors)	B-9	8,317,677.00	10,453,687.00
3-60	Provisions	B-10	-	914,842.00
	Total Current Liabilities and Provisions		8,317,677.00	11,368,529.00
	TOTAL LIABILITIES		541,146,999.31	471,906,314.22
	Assets			-
	Fixed Assets			-
4-10	Gross Block	B-11	382,625,260.00	355,557,761.00
4-11	Less: Accumulated Depreciation		193,722,015.00	148,511,371.00
	Net Block		188,903,245.00	207,046,390.00
4-12	Capital Work-in-progress	B-12	10,261,000.00	-
	Total Fixed Assets		199,164,245.00	207,046,390.00
	Investments			
4-20	Investment-General Fund	B-13	-	-
4-21	Investment-Other Funds	B-14	-	-
	Total Investments		-	-
4-30	Stock in Hand (Inventories)	B-15	216,794.00	48,349.00
4-31	Sundry Debtors (Receivables)			
	Gross amount outstanding	B-16	33,247,626.00	31,076,175.00
4-32	Less: Accumulated provision against and doubtful Receivables		14,939,422.00	13,353,000.00
	Net Amount Outstanding		18,308,204.00	17,723,175.00
4-40	Prepaid Expenses	B-17	-	-
4-50	Cash and Bank Balances	B-18	323,427,539.31	246,825,433.22
4-60	Loan, advances and deposits	B-19	30,217.00	262,967.00
4-61	Less: Accumulated provision against Loans		-	-
	Net Amount Outstanding		30,217.00	262,967.00
	Total Current Assets, Loans and Advances		341,982,754.31	264,859,924.22
4-70	Other Assets	B-19	-	-
4-80	Miscellaneous Expenditure (to the extent not written off)	B-20	-	-
	TOTAL ASSETS		541,146,999.31	471,906,314.22

Notes to the Balance Sheet (Including Significant Accounting Policies and Disclosures)

B-22

For **ACHAL SRIVASTAVA & Co.**
Chartered Accountants
FRN 013385C

SANJAY KUMAR GUPTA
Partner
UDIN: 25408105BMFXZA1012
Date: 27.09.2025



For NAGAR PALIKA PARISHAD RAMNAGAR

Executive Officer


अधिसारक अधिकारी
नगर पालिका परिषद
रामनगर (नैनीताल)

NAGAR PALIKA PARISHAD RAMNAGAR

INCOME AND EXPENDITURE STATEMENT FOR THE PERIOD 01.04.2024 TO 31.03.2025

Code No.	Item / Head of Account	Sch. No.	Current Year Amount (Rs.)	Previous Year Amount (Rs.)
1	2	3	4	5
INCOME				
1-10	Tax Revenue	I-1	14,642,194.00	14,032,117.00
1-20	Assigned Revenue & Compensation	I-2	-	-
1-30	Rental Income from Municipal Properties	I-3	3,247,920.00	3,418,041.00
1-40	Fees & User Charges	I-4	12,296,622.11	22,891,362.25
1-50	Sale & Hire Charges	I-5	2,027,476.00	1,549,552.00
1-60	Revenue Grants, Contributions & Subsidies	I-6	179,870,031.82	172,936,183.41
1-70	Income from Investment	I-7	-	-
1-71	Interest Earned	I-8	842,001.00	587,947.00
1-80	Other Income	I-9	1,964,764.00	1,025,054.00
1-90	Income from Commercial Projects	I-19	-	-
A	Total - INCOME		214,891,008.93	216,440,256.66
EXPENDITURE				
2-10	Establishment Expenses	I-10	93,086,177.00	104,237,707.00
2-20	Administrative Expenses	I-11	4,367,131.00	10,019,838.00
2-30	Operations & Maintenance	I-12	43,279,522.00	60,492,406.80
2-40	Interest & Finance Expenses	I-13	688.82	7,451.13
2-50	Programe Expenses	I-14	1,949,810.00	1,269,563.00
2-60	Revenue Grants, Contributions & Subsidies	I-15	-	-
2-70	Provisions & Write Off	I-16	1,586,422.00	2,414,371.00
2-71	Miscellaneous Expenses	I-17	-	-
2-72	Depreciation		45,210,644.00	45,608,127.00
B	Total - EXPENDITURE		189,480,394.82	224,049,463.93
A-B	Gross surplus/ (deficit) of income over expenditure before Prior Period Items		25,410,614.11	(7,609,207.27)
2-80	Add: Prior Period Items (Net)	I-18	-	-
	Gross surplus/ (deficit) of income over expenditure after Prior Period Items		25,410,614.11	(7,609,207.27)
2-90	Less: Transfer to Reserve Funds		-	-
	Net Balance being surplus / deficite carried over to Municipal Fund		25,410,614.11	(7,609,207.27)

For ACHAL SRIVASTAVA & Co.
Chartered Accountants
FRN 013385C


SANJAY KUMAR GUPTA
Partner



For NAGAR PALIKA PARISHAD RAMNAGAR


Executive Officer

Chairman

अधिकासी अधिकासी
नगर पालिका परिषद
रामनगर (नैनीताल)

Schedule I-1: Tax Revenue [Code No. 110]

2024-25

Minor Code No.	Particulars	Current Year Amount (Rs.)	Previous Year Amount (Rs.)
1	2	3	3
110-01	Property Tax	14,642,944.00	14,032,117.00
110-02	Water Tax	-	-
110-03	Severage Tax	-	-
110-04	Conservancy Tax	-	-
110-05	Lighting Tax	-	-
110-06	Education Tax	-	-
110-07	Vehical Tax	-	-
110-08	Tax On Animals	-	-
110-09	Electricity Tax	-	-
110-10	Professional Tax	-	-
110-11	Advertisement Tax	-	-
110-12	Pilgrimage Tax	-	-
110-51	Octroi & Toll	-	-
110-52	Cess	-	-
110-80	Other Tax	-	-
	Sub- Total	14,642,944.00	14,032,117.00
	Less		
110-90	Tax Remissions and Refund [Schedule I-1(a)]	750.00	-
	Sub Total	-	-
	Total Tax Revenue	14,642,194.00	14,032,117.00

Schedule I-1(a): Remissions and Refund of Taxes

Minor Code No.	Particulars	Current Year Amount (Rs.)	Previous Year Amount (Rs.)
1	2	3	3
1100100	Property Taxes	-	-
1101100	Advertisement Tax	-	-
1108000	Others	-	-
	Total Refund and Remission of Tax Revenue	-	-

* Insert the detailed code of account as applicable

Note-The total of these schedule should be equaling to the amount as per the total in Sc. I-1



अधीकारी
नगर पालिका परिषद
रामनगर (नैनीताल)

Schedule I-2:Assigned revenue & Compensation [Code No 120]

Code No.	Particulars	Current Year Amount (Rs.)	Previous Year Amount (Rs.)
1	2	3	3
120-10	Taxes and Duties Collected by Others	-	-
120-20	Compensations in lieu of Taxes/ Duties	-	-
120-30	Compensations in lieu of Concessions	-	-
	Total assigned revenues and compensation	-	-

Schedule I-3:Rental Income From Municipal Properties [Code No 130]

Code No.	Particulars	Current Year Amount (Rs.)	Previous Year Amount (Rs.)
1	2	3	3
130-10	Rent from Civic Amenities	3,243,720.00	3,369,594.00
130-20	Rent from Office Buildings	-	-
130-30	Rent from Guest Houses	-	-
130-40	Rent from Lease of Lands	4,200.00	48,447.00
130-80	Other Rents	-	-
	Sub-Total	3,247,920.00	3,418,041.00
	Less:		
130-90	Rent Remission and Refunds	-	-
	Sub-Total	-	-
	Total Rental Income from Municipal Properties	3,247,920.00	3,418,041.00

Schedule I-4:Fees and User Charges [Code No 140]

Code No.	Particulars	Current Year Amount (Rs.)	Previous Year Amount (Rs.)
1	2	3	4
140-10	Empanelment & Registration charges	-	-
140-11	Licencing Fees	5,717,158.00	11,307,150.00
140-12	Fees for Grant of Permit	-	-
140-13	Fees from Certificate or Extract	42,877.00	46,164.00
140-14	Development Charges	1,449,364.00	4,311,986.00
140-15	Regularisation Charges	2,758.00	-
140-20	Penalties & Fines	190,630.00	547,570.00
140-40	Other Fees	2,518,404.11	352,608.00
140-50	User Charges	1,996,383.00	1,544,751.00
140-60	Entry Fees	-	-
140-70	Service/ Administrative Charges	379,048.00	4,781,133.25
140-80	Other Charges	-	-
	Sub-Total	12,296,622.11	22,891,362.25
	Less:		
140-90	Rent, Remission & Refunds	-	-
	Sub-Total	-	-
	Total Income from Fees & User Charges	12,296,622.11	22,891,362.25



शासी अधिकारी
 पालिका परिषद्
 रामनगर (नैनीताल)

Schedule I-5 : Sale and Hire Charges [Code No. 150]

Detailed Head Code	Particulars	Current Year Amount (Rs.)	Previous Year Amount (Rs.)
1	2	3	4
150-10	Sale of Products	779,787.00	613,938.00
150-11	Sale of Forms & Publications	1,247,689.00	935,614.00
150-12	Sale of Stores & Scrap	-	-
150-30	Sale of Others	-	-
150-40	Hire Charges for Vehicles	-	-
150-41	Hire Charges for Equipment	-	-
	Total Income from Sale & Hire Charges	2,027,476.00	1,549,552.00

Schedule I-6 : Revenue Grants, Contributions & Subsidies [Code No 160]

Minor Code No.	Particulars	Current Year Amount (Rs.)	Previous Year Amount (Rs.)
1	2	3	4
160-10	Revenue Grant	179,870,031.82	172,936,183.41
160-20	Re- imbursement of Expenses	-	-
160-30	Contribution towards schemes	-	-
	Total Revenue Grants, contributions & Subsidies	179,870,031.82	172,936,183.41


Schedule I-7 : Income from Investments-General Fund [Code No. 170]

Code No.	Particulars	Current Year Amount (Rs.)	Previous Year Amount (Rs.)
1	2	3	4
170-10	Interest on Investments	-	-
170-20	Dividend	-	-
170-30	Income from projects taken up on Commercial Basis	-	-
170-40	Profit in sale of Investments	-	-
170-80	Others	-	-
	Total Income from Investments	-	-

Schedule I-8 : Interest Earned [Code No. 171]

Code No.	Particulars	Current Year Amount (Rs.)	Previous Year Amount (Rs.)
1	2	3	4
171-10	Interest from Bank Accounts	743,928.00	587,947.00
171-20	Interest on Loans and Advances to Employees	-	-
171-30	Interest on Loans to others	-	-
171-40	Other Interest	98,073.00	-
	Total - Interest Earned	842,001.00	587,947.00




 अधिराज अधिकारी
 नगर पालिका परिषद
 रामनगर (नैनीताल)

Schedule I-9 : Other Income [Code No. 180]

Code No.	Particulars	Current Year Amount (Rs.)	Previous Year Amount (Rs.)
1	2	3	4
180-10	Deposits Forfeited	-	-
180-11	Lapsed Deposits	-	-
180-20	Insurance Claim Recovery	-	-
180-30	Profit on Disposal of Fixed Assets	-	-
180-40	Recovery from Employees	-	-
180-50	Unclaimed Refund/ Liabilities	-	-
180-60	Excess Provisions written back	-	-
180-80	Miscellaneous Income	1,964,764.00	1,025,054.00
	Total Other Income	1,964,764.00	1,025,054.00

Schedule I-10 : Establishment Expenses [Code No. 210]

Code No.	Particulars	Current Year Amount (Rs.)	Previous Year Amount (Rs.)
1	2	3	4
210-10	Salaries, Wages and Bonus	67,458,838.00	71,478,436.00
210-20	Benefits and Allowances	407,286.00	411,556.00
210-30	Pension	22,834,350.00	31,693,327.00
210-40	Other Terminal & Retirement Benefits	2,385,703.00	654,388.00
	Total Establishment Expenses- Expenses head wise	93,086,177.00	104,237,707.00

Schedule I-11: Administrative Expenses -Code No.220

Code No.	Particulars	Current Year Amount (Rs.)	Previous Year Amount (Rs.)
1	2	3	4
220-10	Rent, Rates and Taxes	304,878.00	320,482.00
220-11	Office Maintenance	280,512.00	5,763,627.00
220-12	Communication Expenses	7,473.00	7,285.00
220-20	Books & Periodicals	197,368.00	37,847.00
220-21	Printing and Stationery	136,970.00	564,405.00
220-30	Travelling & Conveyance	1,066,362.00	107,749.00
220-40	Insurance	157,005.00	168,851.00
220-50	Audit Fees	59,000.00	200,000.00
220-51	Legal Expenses	343,250.00	135,250.00
220-52	Professional and Other Fees	1,236,184.00	1,441,916.00
220-60	Advertisement and Publicity	578,129.00	1,272,426.00
220-61	Membership & Subscriptions	-	-
220-80	Other Administrative Expenses	-	-
	Total Administrative Expenses - Expenses Head wise	4,367,131.00	10,019,838.00



Aud
 अधिशासी अधिकारी
 नगर पालिका परिषद
 रामनगर (नैनीताल)

Schedule I-12: Operations and Maintenance Expenses Code No.230


Code No.	Particulars	Current Year Amount (Rs.)	Previous Year Amount (Rs.)
1	2	3	4
230-10	Power & Fuel	3,600,238.00	1,083,391.00
230-20	Bulk Purchases		
230-30	Consumption of Stores	9,653,548.00	4,799,691.80
230-40	Hire Charges	92,040.00	3,500.00
230-41	Repair and Maintenance-Statues and Heritage Assets	-	82,462.00
230-51	Repairs & Maintenance-Infrastructure Assets	5,619,882.00	30,448,986.00
230-52	Repairs & Maintenance-Civic Amenities	1,354,813.00	530,470.00
230-53	Repairs & Maintenance- Buildings	3,845,811.00	7,681,682.00
230-54	Repairs & Maintenance - Vehicles	402,747.00	278,071.00
230-59	Repairs & Maintenance - Others	1,337,664.00	173,159.00
230-80	Other Operating & Maintenance Expenses	17,372,779.00	15,410,994.00
	Total Operations & Maintenance - Expense Head wise	43,279,522.00	60,492,406.80

Schedule I-13: Interest & Finance Charges [Code No. 240]

Code No.	Particulars	Current Year Amount (Rs.)	Previous Year Amount (Rs.)
1	2	3	4
240-10	Interest on Loans from Central Government	-	-
240-20	Interest on Loans from State Government	-	-
240-30	Interest on Loans from Government Bodies & Associations	-	-
240-40	Interest on Loans from International Agencies	-	-
240-50	Interest on Loans from Banks & Other Financial Institutions	-	-
240-60	Other Interest	-	-
240-70	Bank Charges	688.82	7,451.13
240-80	Other Finance Expenses	-	-
	Total Interest & Finance Charges	688.82	7,451.13

Schedule I-14: Programme Expenses [Code No. 250]

Code No.	Particulars	Current Year Amount (Rs.)	Previous Year Amount (Rs.)
1	2	3	4
250-10	Election Expenses	1,125,641.00	-
250-20	Own Programmes	824,169.00	1,269,563.00
250-30	Share in Programmes of others	-	-
	Total Programme Expenses	1,949,810.00	1,269,563.00


 अधिकारी
 नगर पालिका परिषद्
 रामनगर (नैनीताल)



Schedule I-15: Revenue Grants, Contributions & Subsidies [Code No. 260]

Code No.	Particulars	Current Year Amount (Rs.)	Previous Year Amount (Rs.)
1	2	3	4
260-10	Grants [give details]	-	-
260-20	Contributions [give details]	-	-
260-30	Subsidies [give details]	-	-
	Total Revenue Grants, Contributions & Subsidies	-	-

Schedule I-16: Provisions & Write off [Code No. 270]

Code No.	Particulars	Current Year Amount (Rs.)	Previous Year Amount (Rs.)
1	2	3	4
270-10	Provisions for Doubtful receivables	1,586,422.00	2,414,371.00
270-20	Provision for Other Assets	-	-
270-30	Revenues written off	-	-
270-40	Assets written off	-	-
270-50	Miscellaneous Expenses written off	-	-
	Total Provisions & Write off	1,586,422.00	2,414,371.00

Schedule I-17: Miscellaneous Expenses [Code No. 271]

Code No.	Particulars	Current Year Amount (Rs.)	Previous Year Amount (Rs.)
1	2	3	4
271-10	Loss on disposal of Assets	-	-
271-20	Loss on disposal of Investments	-	-
271-80	Other Miscellaneous Expenses	-	-
	Total Miscellaneous Expenses	-	-

Ayaz
अधिशारी अधिकारी
नगर पालिका परिषद्
रामनगर (नैनीताल)



Schedule I-18: Prior Period Items (Net) [Code No. 280]

Code No.	Particulars	Current Year Amount (Rs.)	Previous Year Amount (Rs.)
1	2	3	4
	Income		
280-10	Taxes	-	-
280-20	Other- Revenues	-	-
280-30	Recovery of revenues written off	-	-
280-40	Other income	-	-
	Sub - Total Income (a)	-	-
	Expenses		
280-50	Refund of Taxes	-	-
280-60	Refund of Other -Revenues	-	-
280-80	Other Expenses	-	-
	Service Tax Paid	-	-
	Sub - Total Income (b)	-	-
	Total Prior Period (Net) (a-b)-	-	-

Schedule I-19: Income on Projects taken on Commercial Basis [Code No. 190]

Code No.	Particulars	Current Year Amount (Rs.)	Previous Year Amount (Rs.)
1	2	3	4
190-10	Income from Deposit Works	-	-
	Total Income from Commercial Projects	-	-



Ayaz
अधिसासी अधिकारी
नगर पालिका परिषद्
राफनगर (मिनीताल)

Schedule B-1 : Municipal (General) Fund [Code No. 310]

Code No.	Particulars	Opening Balance as per the last Account (Rs.)	Additions during the year	Total (Rs.)	Deductions during the year (Rs.)	Balance at the end of the Year
1	2	3	4	5 (3+4)	6	7 (5-6)
310-10	Municipal Fund	42,822,294.32	11,344.00	42,833,638.32	-	42,833,638.32
310-90	Excess of Income & Expenditure	(10,485,576.39)	25,410,614.11	14,925,037.72	-	-
	Total Municipal Fund (310)	32,336,717.93	25,421,958.11	57,758,676.04	-	57,758,676.04

* Addition includes contributions towards the fund Adjustment to Opening B/S and also of income over expenditure.

** Deduction includes contributions from the fund Adjustment to Opening B/S and excess expenditure over income.



(Signature)
 अन्वेषिका अधिकाारी
 नगर पालिका परिषद्
 रामनगर (नैनीताल)

Schedule B-2 : Earmarked Funds

Schedule B-2: Special Funds/Sinking Fund/Trust or Agency Fund [Code No. 311]

Particulars	Special Fund 1	Special Fund 2	Special Fund 3	Special Fund 4	Special Fund 5	Pension Fund	General Provident Fund
(a) Opening Balance	0.00	0.00	0.00	0.00	0.00	21160660.30	17647338.90
(b) Additions to the Special Fund							
(i) Transfer from Municipal Fund	0.00	0.00	0.00	0.00	0.00	0.00	0.00
(ii) Interest/Dividend earned on Special Fund Investment	0.00	0.00	0.00	0.00	0.00	0.00	0.00
(iii) Profit on disposal of Special Fund Investments	0.00	0.00	0.00	0.00	0.00	0.00	0.00
(iv) Appreciation in Value of Special Fund Investment	0.00	0.00	0.00	0.00	0.00	0.00	0.00
(v) Other Addition (Specify nature)	0.00	0.00	0.00	0.00	0.00	0.00	0.00
Total (b)	0.00	0.00	0.00	0.00	0.00	0.00	0.00
Total (a+b)	0.00	0.00	0.00	0.00	0.00	21160660.30	17647338.90
(c) Payments out of funds							
(i) Capital Expenditure on Fixed Assets*	0.00	0.00	0.00	0.00	0.00	0.00	0.00
Others	0.00	0.00	0.00	0.00	0.00	0.00	0.00
Sub-total	0.00	0.00	0.00	0.00	0.00	0.00	0.00
(ii) Revenue Expenditure on Salary, Wages and allowances etc.							
Rent	0.00	0.00	0.00	0.00	0.00	0.00	0.00
Other administrative charges	0.00	0.00	0.00	0.00	0.00	0.00	0.00
Sub-total	0.00	0.00	0.00	0.00	0.00	0.00	0.00
(iii) Other :							
Loss on disposal of Special Fund Investments	0.00	0.00	0.00	0.00	0.00	0.00	0.00
Diminution in Value of Special Fund Investments	0.00	0.00	0.00	0.00	0.00	21160660.30	17647338.90
Sub-total	0.00	0.00	0.00	0.00	0.00	21160660.30	17647338.90
Total of (i+ii+iii) (c)	0.00	0.00	0.00	0.00	0.00	21160660.30	17647338.90
Net balance at year end(a+b)-(c)	0.00	0.00	0.00	0.00	0.00	0.00	0.00
Grant Total of Special Funds	0.00						

Note:

All funds are to be shown as separate fund either in the schedule or in a separate schedule with the corresponding indication in the balance sheet under 'funds' on liability side.

1. Additions during the year

- Additions to Pension Fund would be out of the 'Transfer to Funds; from Income & Exp. A/c as per the accounting principles
- Additions to General Provident & Contributory P.F. are deduction from salary
- Interest from Investment of Fund to be added to respective funds

2. Deduction during the year :

- Deduction from Pension Fund means Payments made on A/c of Pension/Family Pension
- Deduction from Groos P.F. / Contributory P.F.- Advances / withdrawals



Achal
अधिशारी अधिकारी
नगर पालिका परिषद
रामनगर (नेनीताल)

Schedule B - 3 : Reserves [Code No. 312]

Code No.	Particulars	Opening Balance as per the last Account (Rs.)	Additions during the year	Total (Rs.)	Deductions during the year (Rs.)	Balance at the end of the Year
1	2	3	4	5 (3+4)	6	7 (5-6)
312-10	Capital Contribution	0.00	0.00	0.00	0.00	0.00
312-11	Capital Reserve	207046390.00	27067499.00	234113889.00	45210644.00	188903245.00
312-20	Borrowing Redumption Reserve	0.00	0.00	0.00	0.00	0.00
312-30	Special Funds (Utilised)	0.00	0.00	0.00	0.00	0.00
312-40	Statutory Reserve	0.00	0.00	0.00	0.00	0.00
312-50	General Reserve	0.00	0.00	0.00	0.00	0.00
312-60	Revaluation Reserve	0.00	0.00	0.00	0.00	0.0
	Total Reserve Funds	207046390.00	27067499.00	234113889.00	45210644.00	188903245.00



Achal
अधिशारी अधिकारी
नगर पालिका परिषद
रामनगर (नैनीताल)

Schedule B- 4 : Grants & Contribution for Specific Purposes [Code No. 320] Amount in Rs.

Particulars	Grants from Central Govt.	Grants from State Government	Grants from Other Govt. Agencies	Grants from Financial Ins.	Grants from Welfare Bodies	Grants from International Organisations	Others
(a) Opening Balance	92,262,279.09	90,084,399.00	-	-	-	-	-
(b) Addition to the Grants							
(i) Grants received during the year	32,553,475.00	232,613,580.00	2,468,094.00	-	-	-	-
(ii) Interest/Dividends earned on Grant Investments	-	-	-	-	-	-	-
(iii) Profit on Disposal of Grant Investments	-	-	-	-	-	-	-
(iv) Appreciation in value of Grant Investments	-	-	-	-	-	-	-
(v) Other addition (Specify nature)	-	-	-	-	-	-	-
(vi) Interest & Charge (Specify nature)	-	-	-	-	-	-	-
Total (b)	32,553,475.00	232,613,580.00	2,468,094.00	-	-	-	-
Total (a+b)	124,815,754.09	322,697,979.00	2,468,094.00	-	-	-	-
(c) Payments out of Funds							
(i) Capital Expenditure on Fixed Assets	2,491,938.00	24,575,561.00	-	-	-	-	-
Others	-	-	-	-	-	-	-
Sub-total	2,491,938.00	24,575,561.00	-	-	-	-	-
(ii) Revenue Expenditure on Salary, Wages and allowances etc. Rent	-	70,251,827.00	-	-	-	-	-
Other administrative charges	-	-	-	-	-	-	-
Others - Pension	-	22,834,350.00	-	-	-	-	-
Others -	14,824,563.82	24,280,553.00	2,468,094.00	-	-	-	-
Sub-total	14,824,563.82	117,366,730.00	2,468,094.00	-	-	-	-
(iii) Other :							
Loss on disposal of Grant Investments	-	-	-	-	-	-	-
Diminution in Value of Grant Investments	-	-	-	-	-	-	-
Grants transferred to UP Jal Nigam Previous Adjustments	-	-	-	-	-	-	-
Grants Refunded/Transferred	2,087,539.00	-	-	-	-	-	-
Sub-total	2,087,539.00	-	-	-	-	-	-
Total of (i+ii+iii) (c)	19,404,040.82	141,942,291.00	2,468,094.00	-	-	-	-
Net balance at year end (a+b) - (c)	105,411,713.27	180,755,688.00	-	-	-	-	-
Total Grants & Contribution for Specific Purposes	286,167,401.27						



अधिकारी
अधिरासनी
नगर पालिका परिषद्
(मैनीताल)

Schedule B-5 : Secured Loans [Code No. 330]

Code No.	Particulars	Current Year Amount (Rs.)	Previous Year Amount (Rs.)
1	2	3	4
330-10	Loans from Central Government	-	-
330-20	Loans from State Government	-	-
330-30	Loan from Government Bodies and Assosiation	-	-
330-40	Loan from International Agencies	-	-
330-50	Loan from Bank and other financial Institution	-	-
330-60	Other Term Loan	-	-
330-70	Bond & Debentures	-	-
330-80	Oather Loans	-	-
	Total Secured Loans	-	-

Notes :

1. The nature of the security shall be specified in each of these categories.
2. Particulars of any gurantees given shall be disclosed.
3. Terms of redumption (if any) of bonds/Debenturs issued shall be stated, together with the earliest date of redumption.
4. Rate of interest and original amount of Loan and Outstanding can be provided for every Loan under each of these categories seperately.
5. For loan disbursed directly to an Executing Agency , please specify the name of the project for wich such loan is raised.

Schedule B- 6 : Unsecured Loans [Code No. 331]

Code No.	Particulars	Current Year Amount (Rs.)	Previous Year Amount (Rs.)
1	2	3	4
331-10	Loans from Central Government	-	-
331-20	Loans from State Government	-	-
331-30	Loan from Government Bodies and Assosiation	-	-
331-40	Loan from International Agencies	-	-
331-50	Loan from Bank and other financial Institution	-	-
331-60	Other Term Loan	-	-
331-70	Bond & Debentures	-	-
331-80	Other Loans	-	-
	Total Unsecured Loans	-	-

Note :

Rate of interest and original amount of Loan and Outstanding can be provided for every Loan under each of these categories seperately.

Schedule B- 7 : Deposits Received [Code No. 340]

Code No.	Particulars	Current Year Amount (Rs.)	Previous Year Amount (Rs.)
1	2	3	4
340-10	From Contractors	-	-
340-20	From Revenues	-	-
340-30	From Staff	-	-
340-80	From Others	-	-
	Total Deposits Received	-	-



Ayaz
अधिशोसी अधिकारी
नगर पालिका परिषद्
रामनगर (नैनीताल)

Schedule B- 8 : Deposits Works [Code No. 341]

Code No.	Particulars	Current Year Amount (Rs.)	Previous Year Amount (Rs.)
1	2	3	4
341-10	Civil Works	-	-
341-20	Electrical Works	-	-
34-80	Others	-	-
	Total Deposits Works	-	-

Note :

1. The amount received from the department on whose behalf the deposit works have been undertaken would appear in col. 4
2. Expenditure incurred including percentage(department) charges would appear in Col.5
3. Balance as in Col.6 would appear in the balance sheet as a liability.

Schedule B- 9 : Other Liabilities (Sundry Creditors) [Code No. 350]

Code No.	Particulars	Current Year Amount (Rs.)	Previous Year Amount (Rs.)
1	2	3	4
350-10	Creditors	1,760,388.00	1,924,346.00
350-11	Employee Liabilities	4,226,658.00	5,925,922.00
350-12	Interest Accure and Due	-	-
350-20	Recoveries Payable	2,330,631.00	2,603,419.00
350-30	Government Dues Payable	-	-
350-40	Refunds Payable	-	-
350-41	Abvance Collection of Revenues	-	-
350-80	Others	-	-
	Total Other liabilities (Sundry Creditors)	8,317,677.00	10,453,687.00

Schedule B- 10 : Provisions [Code No. 360]

Code No.	Particulars	Current Year Amount (Rs.)	Previous Year Amount (Rs.)
1	2	3	4
360-10	Provisions for Expenses	-	914,842.00
360-20	Provisions for Interest	-	-
360-30	Provision for Other Assets	-	-
	Total Provisions	-	914,842.00



Ayaz
अधिकारी
नगर पालिका परिषद्
रामनगर (नैनीताल)

Schedule B -11 : Fixed Assets [Code No. 410 & 411]

Code No	Particulars	Rate	Gross Block			Accumulated Depreciation				Net Assets		
			Opening Balance	Addition during the Period	Deduction during the period	Cost at the end of the year	Opening Balance	Addition during the period	Deduction during the period	Total at the end of the year	At the end of Current Year	At the end of Previous Year
1	2	3	4	5	6	7	8	9	10	11	12	13
410-10	Land		38.00			38.00					38.00	38.00
410-20	Buildings	3.17%	16,985,237.00	6,099,618.00		23,084,855.00	1,322,601.00	773,933.00		2,096,534.00	20,988,321.00	10,604,969.00
410-21	Parks & Playground		2,729,430.00	796,200.00		3,525,630.00	1,480,363.00	424,449.00		1,904,812.00	1,620,818.00	2,729,430.00
	Statues and Heritage Assets											
410-22	Statues, Heritage Assets, Antique & Other work of Art		6.00			6.00					6.00	6.00
	Heritage building											
	Infrastructure Assets											
410-30	Road and Bridges	13.57%	246,293,340.00	7,557,244.00		253,850,584.00	114,784,715.00	33,189,202.00		147,973,917.00	105,876,667.00	124,834,678.00
410-31	Sewerage and Drainage	13.57%	20,662,656.00	8,407,759.00		29,070,415.00	7,022,741.00	3,479,416.00		10,502,157.00	18,568,258.00	4,676,358.00
410-32	Water ways	19.00%										
410-33	Public lighting	13.57%	5,754,732.00			5,754,732.00	4,153,286.00	780,999.00		4,934,285.00	820,447.00	2,182,138.00
	Other Assets											
410-40	Plant & Machinery	9.50%	8,966,189.00	543,365.00		9,509,554.00	2,126,904.00	830,693.00		2,957,597.00	6,551,957.00	2,769,175.00
410-50	Vehicles	9.50%	31,449,583.00			31,449,583.00	10,479,113.00	2,556,323.00		13,035,436.00	18,414,147.00	7,622,077.00
410-60	Office & Other equipment	9.50%	1,529,613.00	992,094.00		2,520,707.00	263,739.00	258,155.00		521,894.00	1,998,813.00	42,867.00
	Furniture, Fixtures, fittings and electrical appliances	9.50%	712,810.00	290,805.00		1,003,615.00	120,070.00	81,511.00		201,581.00	802,034.00	113,602.00
410-70	Other Fixed Assets	13.57%	20,475,127.00	2,380,414.00		22,855,541.00	6,757,839.00	2,835,963.00		9,593,802.00	13,261,739.00	10,104,544.00
410-80	Total		355,557,761.00	27,067,499.00		382,625,260.00	148,511,371.00	45,210,644.00		193,722,015.00	188,903,245.00	165,679,882.00

\$ Additions includes fixed assets created out of Earmarked Funds and Grants transferred to urban Local Body's fixed block as referred to in Schedule B-2 and B-4



(Signature)

अधिरासी अधिकारी
नगर पालिका परिषद्
रामनगर (मैनीताल)

Schedule B-12: Capital Work In Progress (CWIP)- (Code 412)

Details of Fixed Asset Head*	CWIP at the beginning of FY	CWIP created during the year	CWIP capitalised during the year	CWIP as on 31.03.2025
(A)	(B)	(C)	(D)	(E=B+C+D)
Building	0	10261000	0	10261000
Parks & Playground	0	0	0	0
Roads and Bridges	0	0	0	0
Sewerage and Drainage	0	0	0	0
Water Ways	0	0	0	0
Public Lighting	0	0	0	0
Plant & Machinery	0	0	0	0
Total	0	10261000	0	10261000

Note: A list of Contract-wise CWIP at the end of the FY will be annexed to this schedule

Schedule B - 13 : Investments- General Fund [Code No. 420]

Code No.	Particulars	With whom Invested	Face value (Rs.)	Current Year Carrying Cost	Previous Year Carrying Cost
1	2	3	4	5	5
421-10	Central Government Securities			-	-
421-20	State Government Securities			-	-
421-30	Dedentures and Bonds			-	-
421-40	Preference Shares			-	-
421-50	Equity Shares			-	-
421-60	Units of Mutual Funds			-	-
421-80	Other Investments			-	-
	Total of Investments General Fund			-	-

1. Insert the other Heads of Account and the corresponding Codes of Account for other investments made by the ULB
2. Provide break up of other investments as applicable
3. Aggregate amount of quoted investments and also marked value thereof shall be disclosed. Aggregate amount of unquoted investments shall also be disclosed.

Schedule B - 14 : Investments- Other Fund [Code No. 421]

Code No.	Particulars	With whom Invested	Face value (Rs.)	Current Year Carrying Cost	Previous Year Carrying Cost
1	2	3	4	5	5
420-10	Central Government Securities			-	-
420-20	State Government Securities			-	-
420-30	Dedentures and Bonds			-	-
420-40	Preference Shares			-	-
420-50	Equity Shares			-	-
420-60	Units of Mutual Funds			-	-
420-80	Other Investments	Bank		-	-
	Total of Investments Other Fund			-	-

1. Insert the other Heads of Account and the corresponding Codes of Account for other investments made by the ULB
2. Provide break up of other investments as provided for General Fund Investments.

Schedule B-15 : Stock in Hand (Inventories) [Code 430]

Code No.	Particulars	Current Year	Previous Year
430-10	Stores	216,794.00	48,349.00
430-20	Loose Tools	-	-
430-30	Others	-	-
	Total Stock in Hand	216,794.00	48,349.00



[Signature]
 अधिसूची अधिकारी
 नगर पालिका परिषद
 रामनगर (नैनीताल)

Schedule B - 16 : Sundry Debtors (Receivables) [Code No. 431]

Code No.	Particulars	Gross Amount (Rs.)	Provision for outstanding revenue (Rs.)	Net Amount (Rs.)	Previous Year Net Amount (Rs.)
1	2	3	4 (Code No. 432)	5= 3 - 4	6
431-10	Receivables for Property Taxes				
	Current Year	9,072,791.00	-	9,072,791.00	7,826,751.00
	Receivables outstanding for more than 2 years but not exceeding 3 years	2,823,171.00	705,793.00	2,117,378.00	2,077,510.00
	3 years to 4 years	2,462,252.00	1,231,126.00	1,231,126.00	1,110,581.00
	4 years to 5 years*	2,097,552.00	1,573,164.00	524,388.00	541,495.00
	More than 5 years/ Sick or Closed Industries	5,840,189.00	5,840,189.00	-	-
	Sub - total	22,295,955.00	9,350,272.00	12,945,683.00	11,556,337.00
	Less: State Govt Cesses/ levies in Property Taxes - Control account	-	-	-	-
350-30	Net Receivables of property Taxes	22,295,955.00	9,350,272.00	12,945,683.00	11,556,337.00
431-19	Receivables of Other Taxes				
	Current year	-	-	-	-
	Receivable outstanding for more than 2 year but not exceeding 3 years	-	-	-	-
	3 Years to 4 years	-	-	-	-
	4 years to 5 years*	-	-	-	-
	More than 5 Year	-	-	-	-
	Sick or closed Industries	-	-	-	-
	Sub Total	-	-	-	-
350-30	Less: State Government Cesses/ Levies in Taxes - Control Account	-	-	-	-
	Net Receivables of other Taxes	-	-	-	-
431-30	Receivables of Cess Income				
	Current year	-	-	-	-
	Receivable outstanding for more than 2 year but not exceeding 3 years	-	-	-	-
	3 Years to 4 years	-	-	-	-
	4 years to 5 years*	-	-	-	-
	More than 5 Year	-	-	-	-
	Sick or closed Industries	-	-	-	-
	Sub Total	22,295,955.00	9,350,272.00	12,945,683.00	11,556,337.00
431-40	Receivables from other Sources				
	Current year	3,662,181.00	-	3,662,181.00	4,210,504.00
	Receivable outstanding for more than 2 year but not exceeding 3 years	1,267,223.00	316,806.00	950,417.00	1,076,062.00
	3 Years to 4 years	1,043,677.00	521,839.00	521,838.00	619,648.00
	4 years to 5 years*	912,340.00	684,255.00	228,085.00	260,624.00
	More than 5 Year	4,066,250.00	4,066,250.00	-	-
	Sick or closed Industries	-	-	-	-
	Sub Total	10,951,671.00	5,589,150.00	5,362,521.00	6,166,838.00
	Total of Sundry Debtors (Receivables)	33,247,626.00	14,939,422.00	18,308,204.00	17,723,175.00

The provisions made against accrual items would not affect the opening / closing balances of the Demand and Collections Ledgers for the purpose of recovery of dues from the concerned parties / individuals.

Schedule B- 17 : Prepaid Expenses [Code No. 440]

Code No.	Particulars	Current Year	Previous Year
1	2	3	4
440-10	Establishment	-	-
440-30	Administrative	-	-
440-20	Operations & Maintenance	-	-
	Total Prepaid Expenses	-	-



Ayaz
अधिकाारी
नगर पालिका परिषद
रामनगर (नैनीताल)

Schedule B - 18 : Cash and Balances [Code No. 450]

Code No.	Particulars	Current Year	Previous Year
1	2	3	4
450-10	Cash in Hand/ Cheque	-	-
	Balance with Bank - Municipal Funds		
450-21	Nationalised Banks	37,216,543.20	25,646,706.09
450-22	Other Scheduled Banks	24,049.84	24,049.84
450-23	Scheduled Co operative Banks	-	-
450-24	Post Office	-	-
	Sub Total	37,240,593.04	25,670,755.93
	Balance with Bank - Special Funds		
450-41	Nationalised Banks	-	38,807,999.20
450-42	Othe Scheduled Banks	-	-
450-43	Scheduled Co operative Banks	-	-
450-44	Post Office	-	-
	Treasury	-	-
	Sub Total	-	38,807,999.20
	Balance with Bank - Grant Funds		
450-61	Nationalised Banks	109,523,495.27	93,284,036.09
450-62	Othe Scheduled Banks	-	-
450-63	Scheduled Co operative Banks	-	-
450-64	Post Office	-	-
	Treasury	176,663,451.00	89,062,642.00
	Sub Total	286,186,946.27	182,346,678.09
	Total Cash and Bank Balance	323,427,539.31	246,825,433.22



Ayaz
 अधिशासी अधिकारी
 नगर पालिका परिषद
 रामनगर (नैनीताल)

Schedule B - 19 : Loans, Advances and Deposits [Code 460]

Code No.	Particulars	Opening Balance at the beginning of the year	Paid during the year	Recovered during the year	Balance outstanding at the end of the Year
1	2	3	4	5	6
460-10	Loans and advances to employees	262,967.00	30,217.00	262,967.00	30,217.00
460-20	Employee Provident Fund Loans	-	-	-	-
460-30	Loans to Others (health Department)	-	-	-	-
460-40	Advances to Suppliers and Contractors	-	-	-	-
460-50	Advance to others	-	-	-	-
460-60	Deposits with External agencies	-	-	-	-
460-80	Other Current Assets	-	-	-	-
	Sub Total	262,967.00	30,217.00	262,967.00	30,217.00
461	Less: Accumulated Provisions against Loans, Advances and Deposits [Schedule B - 18 (a)]	-	-	-	-
	Total Loans, Advances and Deposits	262,967.00	30,217.00	262,967.00	30,217.00

Schedule B - 19 : Accumulated Provisions against Loans, Advances and Deposits (Code No. 461)

Code No.	Particulars	Current Year	Previous Year
461-10	Loans	-	-
461-20	Advances	-	-
461-30	Deposits	-	-
	Total Accumulated Provision	-	-

Note : The total of this Schedule should be equaling to the amount as per the total in Schedule B- 18.

Schedule B - 20 : Other Assets [Code No. 470]

Code No.	Particulars	Current Year	Previous Year
1	2	3	4
470-10	Deposit Works	-	-
470-20	Other assets Control Accounts	-	-
	Total Other Assets	-	-

Schedule B - 21 : Miscellaneous Expenditure (to the extent not written off) [Code No. 480]

Code No.	Particulars	Current Year	Previous Year
1	2	3	4
480-10	Loan Issue Expenses Deffered	-	-
480-20	Discount on Issue of Loans	-	-
480-30	Differed Revenue Expenses	-	-
480-90	Other	-	-
	Total Miscellaneous Expenditure	-	-



अधिष्ठाता अधिकारी
नगर पालिका परिषद्
रामनगर (नैनीताल)

Annexure of Schedule B - 4 : Grants & Contribution for Specific Purposes [Code No. 320]

Particulars	Grants from Central Government										Grants from State Government					Grants from Other Govt.
	18th Finance Commission	Special Mission (IHL)	Nirmal Puraskar	PM Swachh Bharat Mission	Solid Waste Management	Special Grant	NULM	Pradhan Mantri Awas Yojna	State Finance Commission	MLA Fund	Incentive Grant	Swachh Arshan Yojna	Awaradhana Yojna	Other		
(a) Opening Balance	84,921,065.59	1,774,678.00	303,274.50	550,000.00	400,000.00	400.00	312,863.00	-	190,055.00	30,000.00	75,000.00	1,391,772.00	-			
(b) Addition to the Grants	32,448,000.00	105,475.00	-	-	-	-	-	-	-	29,000.00	81,600.00	-	2,458,094.00			
(c) Grants received during the year	-	-	-	-	-	-	-	-	-	-	-	-	-			
(d) Interest/Dividends earned on Grant Investments	-	-	-	-	-	-	-	-	-	-	-	-	-			
(e) Profit on Disposal of Grant Investments	-	-	-	-	-	-	-	-	-	-	-	-	-			
(f) Application in value of Grant Investments	-	-	-	-	-	-	-	-	-	-	-	-	-			
(g) Other addition (Specify nature)	-	-	-	-	-	-	-	-	-	-	-	-	-			
(h) Interest & Charge (Specify nature)	32,448,000.00	105,475.00	-	-	-	-	-	-	-	29,000.00	81,600.00	-	2,458,094.00			
Total (a+b)	121,269,065.59	1,880,153.00	303,274.50	550,000.00	400,000.00	400.00	312,863.00	-	190,055.00	59,000.00	156,600.00	1,391,772.00	2,458,094.00			
(i) Payments out of Funds	-	-	-	-	-	-	-	-	-	-	-	-	-			
(ii) Capital Expenditure on Fixed Assets	2,491,938.00	-	-	-	-	-	-	-	-	-	-	-	-			
Others	-	-	-	-	-	-	-	-	-	-	-	-	-			
Sub-total	2,491,938.00	-	-	-	-	-	-	-	-	-	-	-	-			
(iii) Revenue Expenditure on Salary, Wages and allowances etc.	-	-	-	-	-	-	-	-	-	-	-	-	-			
Grant	-	-	-	-	-	-	-	-	-	-	-	-	-			
Others - Pension	-	-	-	-	-	-	-	-	-	-	-	-	-			
Others	14,461,568.82	105,475.00	-	257,500.00	-	-	-	-	-	-	-	-	2,458,094.00			
Sub-total	14,461,568.82	105,475.00	-	257,500.00	-	-	-	-	-	-	-	-	2,458,094.00			
(iv) Other	-	-	-	-	-	-	-	-	-	-	-	-	-			
Less on disposal of Grant Investments	-	-	-	-	-	-	-	-	-	-	-	-	-			
Diminution in Value of Grant Investments	-	-	-	-	-	-	-	-	-	-	-	-	-			
Grants transferred	-	-	-	-	-	-	-	-	-	-	-	-	-			
Grants Re-allocated/Transferred	-	-	-	-	-	-	-	-	-	-	-	-	-			
Sub-total	-	-	-	-	-	-	-	-	-	-	-	-	-			
Total of (i-iii) (c)	18,953,526.82	1,880,153.00	303,274.50	257,500.00	400,000.00	400.00	312,863.00	-	190,055.00	59,000.00	156,600.00	1,391,772.00	2,458,094.00			
Net balance at year end (a-b)-(c)	104,415,538.77	-	-	-	-	-	-	-	-	-	-	-	-			
Total Grants & Contribution for Specific Purposes	286,187,401.27	-	-	-	-	-	-	-	-	-	-	-	-			



Achal Srivastava
 अधिकाारी
 अडिशासी
 नगर पालिका परिषद
 रामनगर (नैनीताल)

Annexure of Schedule B - 18 : Cash and Balances [Code No. 450]

Particulars		Current Year Amount (Rs.)
	2	3
Balance with Bank Municipal Funds		
Nationalised Banks		
Allahabad Bank 50020329154	23,739,543.15	
Allahabad Bank 50369697339	7,013,804.00	
Allahabad BANK 50211657691	750,522.00	
Allahabad Bank 50114801148	2,425,698.75	
Allahabad Bank 50159462485	-	
Central Bank 1897256534	6,064.65	
PNB 380000100015842	158,532.80	
PNB 3880000400004531	9,689.24	
SBI 00000040308130273	293.00	
SBI 10937291604	-	
SBI 10937291218	3,112,395.61	37,216,543.20
Other Scheduled Banks		
Yes Bank 030388700000022	24,049.84	24,049.84
Scheduled Co operative Banks		
Sub Total		37,240,593.04
Balance with Bank - Special Funds		
Pension Control account	-	-
P F Control account	-	-
Sub Total		-
Balance with Bank - Grant Funds		
Nationalised Banks		
Allahabad Bank 50020329154	-	
Bank of Baroda 09810100026488 NULM	-	
Bank of Baroda SNA	-	
PNB 3880002100008932	104,415,538.77	
PNB 3880002100008941	-	
SBI 10937291604	5,107,956.50	109,523,495.27
Scheduled Co operative Banks		
Treasury-Grant funds		
SFC	176,663,451.00	176,663,451.00
Sub Total		286,186,946.27
Total		323,427,539.31




Ayod
अधिष्ठासी अधिकारी
नगर पालिका परिषद
रामनगर (नैनीताल)

NAGAR PALIKA PARISHAD RAMNAGAR

STATEMENT OF CASH FLOW

Particulars	Current Year (Rs.)	Previous Year (Rs.)
A. Cash Flows from Operating Activities		
Gross surplus/(deficit) over Expenditure	25,410,614.11	3773807.8
Adjustments for-		
Add:		
Depreciation	45,210,644.00	34280196
Interest & Finance Expenses	688.82	2046.3
Less:		
Profit for disposal of assets	0	0
Dividend Income	0	0
Investment Income	-	0
Adjustment income over expenditure before effecting changes in current assets and current liabilities and extraordinary items	0	0
	0	0
	70,621,946.93	38056050.1
Changes in current assets and current liabilities-		
(Increase)/decrease in Sundry debtors	(585,029.00)	366303
(Increase)/decrease in Stock in Hand	(168,445.00)	529171.9
(Increase)/decrease in prepaid expenses	0	0
(Increase)/decrease in other current assets	0	0
(Decrease)/ increase in Deposits received	-	0
(Decrease)/ increase in Deposits works	0	0
(Decrease)/ increase in other current liabilities	(2,136,010.00)	2018091
(Decrease)/ increase in provisions	(914,842.00)	0
Extra ordinary items (Specify)	0	0
Net cash generated from/ (used in) operating activities (a)	66,817,620.93	40969616
B. Cash Flows from Investing Activities-		
1. (Purchase) of fixed assets & CWIP	(37,328,499.00)	(39,647,282.00)
2. Increase/ (Decrease) in Special funds/grants	46,869,578.98	83538682.92
3. (Purchase) of Investments	-	0
Add:		
Proceeds from disposal of assets	0	0
Proceeds from disposal of Investments	0	0
Investment Income received	-	0
Interest income received	-	0
Net cash generated from/ (used in) investing activities (b)	9,541,079.98	43891400.92
C. Cash Flows from Financing Activities		
Loans from banks/others received	-	0
Grant Trf to Municipal Fund	11,344.00	0
Less- Loans repaid during the period	0	0
Less- Loans & advances	(232,750.00)	254936
Less- Loans to others	0	0
Less- Finance expenses	688.82	2046.3
Net cash generated from/ (used in) Financing Activities (c)	243,405.18	-256982.3
Net increase / (decrease) in cash and cash equivalents (a+b+c)	76,602,106.09	84604034.62
Cash and cash equivalents at the beginning of period	246,825,433.22	129435075
Cash and cash equivalents at the end of period	323,427,539.31	214039109.6
Cash and cash equivalents at the end of the year comprises of the following account balances at the end of the year:		
i. Cash Balances	-	0
ii. Bank Balances	323,427,539.31	214039109.6
iii. Scheduled co-operative banks	-	0
iv. Balances with Post offices	-	0
v. Balances with other banks	-	0
Total	323,427,539.31	214039109.6




 अधिशाही अधिकारी
 नगर पालिका परिषद
 रामनगर (नैनीताल)

Nagar Palika Parishad Ramnagar

Schedule B-22: Notes to the Balance Sheet

1. Contractual liabilities not provided for:
 - a. Amount of contracts entered on account of capital works but on which noworks has commenced.
 - b. In respect of claims against the ULB, pending judicial decisions.
 - c. In respect of claims made by employees.
 - d. Other escalation claims made by contractors.
 - e. In case of any other claims not acknowledged as debts.
2. List of assets which have been handed over to the ULB, but the title deed has not been executed. NIL
3. List of assets, for which cost could not be ascertained thus has been valued at Re. 1 in theBalance Sheet given in Fixed Assets Register
4. List of assets which are in permissive possession and no economic benefits are being derived from it NIL
5. Receivables from taxes, etc. which is not being collected because of litigation NIL
6. Amount of any guarantee given by the ULB on behalf of Councilors or staff: NIL
7. GST collected on Shop rent and deposited to the account of government.
8. Previous year's figures have been regrouped/ rearranged wherever necessary



(Signature)
अधिकाारी अधिकारी
नगर पालिका परिषद
(नैनीताल)

SIGNIFICANT ACCOUNTING POLICIES

Basis of Accounting

1. The financial statements have been prepared on accrual basis of accounting and comply with National Municipal Accounting Manual/Uttarakhand Municipal Accounting Manual and accounting standards issued by the Institute of Chartered Accountants of India (ICAI).
2. All figures are in Indian Rupees
3. Financial Statements have been prepared on historical cost convention.
4. Financial Statements have been prepared on going concern basis and accounting policies have been consistently followed throughout the period.

Revenue Recognition

1. Income in respect of which demands are raised by the ULB are accounted on accrual basis as and when they become due.
2. Property tax is accrued at the beginning of the year.
3. Rental income is accrued as and when it becomes due as per the terms of the rental agreement.
4. Interest and penalties on late collection of rental income have been reckoned in accrual basis.
5. Provision has been maintained for doubtful receivables to the extent considered necessary as per the accounting policy consistently applied from year to year.
6. Excess provision amounting has been written back to the income and expenditure account.
7. Where waiver scheme is allowed by GO UK, demand bills have been raised showing the gross bill and waiver amount separately.

Recognition of expenditure-

1. Establishment expenses have been recognized on accrual basis at the end of each month. Contribution towards contributory pension fund has been accounted as and when the salary expenditure is accrued.
2. Leave encashment, pension (including commuted pension), are reckoned only upon passing of bills for payment.
3. No Annual provision has been made for Gratuity liability.
4. Interest on long term loans has been accounted on annual basis as per the terms of the loan agreement. During the year an amount of Rs. Nil has been paid and accounted as penal interest due to late repayment of installments.
5. Expenditure on works has been accounted on approval of running bills after certification of the work. The expenditure has been accounted under maintenance or capital work in progress depending on the nature of work undertaken.

Fixed assets and depreciation

1. Fixed assets are shown at cost less accumulated depreciation. Cost of fixed assets includes all expenses incurred in connection with purchase and installation of the fixed assets
2. Capital works in progress are transferred to the respective fixed asset accounts as and when the works are completed.
3. Any assets which have been acquired by way of gift, transfer by any other government or without consideration shall be recorded at nominal value of Rs.1/-



[Handwritten Signature]
अधिरासी/आधिकारी
नगर पालिका परिषद्
राजनगर (नैनीताल)

4. Depreciation is charged on fixed assets on Straight Line method on the basis of useful life of assets and as per the rates prescribed in the accounting policy of UMAM.
5. Depreciation shall be provided at full rate for the assets, which are purchased/constructed before Oct 1 of the accounting year. Depreciation shall be provided at half the rate for the assets, which are purchased/constructed on or after Oct 1 of accounting year as per UMAM.
6. No revaluation of fixed assets has been undertaken during the year.
7. On completion of the construction of a fixed asset and/or on acquisition of a fixed asset out of a Special Fund, the amount equivalent to the cost of such fixed asset is transferred from the respective Special Fund to Capital Reserve.

Long Term liability-

Long Term liability is made up of Borrowings directly taken by the Municipality as well as those given as part of schemes sponsored by Central/ State Government or by multilateral or any other funding agencies. Liability under direct borrowing is accounted for on the basis of actual receipt of funds.

Interest on borrowings

1. Interest on borrowings specifically identified with fixed assets is capitalized under the respective fixed asset accounts.
2. Interest on general borrowings is charged to the income and expenditure account.

Grants

1. The municipality has received general grants during the year. Detail given as per schedule B4
2. Specific grants towards revenue expenditure received prior to the incurring of expenditure has been treated as liability till such time that expenditure is incurred. Grants received and receivable in respect of specific revenue expenditure has been recognized as income in the accounting period in which the corresponding revenue expenditure is charged to Income and Expenditure Account.
3. Specific Grants received towards capital expenditure has been treated as a liability till such time that the fixed asset is constructed or acquired. On construction or acquisition of assets, the extent of amount of liability has been treated as a capital receipt and has been transferred from respective Grant Account to the Capital Contribution.
4. Capital Grants received by the Municipality as a nodal agency or implementing agency for intended purpose and which does not result in creation of assets with ownership rights for the Corporation, are settled against the grant upon utilization. Only the unutilized portion of such grants, are carried over in the Balance Sheet as a liability.

Investments

1. Investments are carried at cost. Any permanent fall in the carrying value of the investments are provided for.
2. Investment in equity share of the NIL has been carried as per Equity method.

Stores and Spares

Stores and spares are valued as on 31/03/2025 at the cost based on FIFO method.

Bank Accounts-

Cash & Bank Balance have been taken at actual appearing in Cash Book. Bank reconciliations are also attached herewith forming part of Balance sheet as on 31.03.2025,



Ayod
अधिसासी अधिकारी
नगर पालिका परिषद
राजनगर (नेनीताल)

while preparing Bank Reconciliation Statements, Bank balances/Treasury balances have been taken as per Bank statement of respective banks as on 31.03.2025

Disclaimer:

1. All the financial figures and comments in specific or general terms made are based on documents, information and explanations provided by officers and staff of Nagar Palika Parishad Ramnagar during the course of engagement of our team, and the correctness, origin, comprehensiveness or veracity of comments or explanations in so far as they relate to existing practices is not the responsibility of the Consulting team. As the scope of work of the Consultant was not to carry out any sort of audit, it was limited to do a sort of cross check wherever it was feasible.
2. Although the Consulting team has made every effort to obtain information comprehensively for every department of the Nagar Nigam and has also widely circulated the team's requirements in this regard, it is possible that some relevant information or documentation has not become available to the team. It is therefore specifically stated that this document is based upon and restricted to the set of documents, information, comments and explanations provided by officers and staff of Nagar Palika Parishad Ramnagar therefore any such documents, information, comments and explanations not provided to the Consulting team is excluded and the team disclaims any responsibility whatsoever in regard to the possible present or future effects of such documents, comments, information and explanations on present document.
3. The Consulting team is not responsible for any legal or other liability that may arise in any way at any point of time from this documents or any interpretation whatsoever that may be put on the whole or part of it. Likewise, the Consulting team is not responsible for any legal consequences arising out of non-compliance by the Nagar Palika Parishad Ramnagar of any of its statutory or other Governmental obligations that may become apparent now or any time in the future.



[Signature]
अधिसासी अधिकारी
नगर पालिका परिषद
रामनगर (नैनीताल)

Name of the ULB - NAGAR PALIKA PARISHAD RAMNAGAR
Register of Land

Asset Identification No.:		Sketch the boundaries of the Land:
Description of the Land:		
Specify, if Leashold/freehold		
Location of the Land:		
Survey No. of the land:		
Area (sq.mtr):		
Title documents available:		
Mode of acquisition:		
Specify whether any building, trees etc. acquired with		
Value paid for acquiring building, trees, etc.:		
Security Deposit retained:		
Date and amount of Security Deposit released:		

Sr No.	Date of acquisition/Construction/Improvement	Payment Order No.	Ref. No. of Cash book/ Journal Book/ Ledger where any entry is recorded	Ref. No. of register of Land	Cost of acquisition/Construction/Improvement (Rs.)	To whom paid	Purpose of expenditure	Source of Fund	Specify how Land is being currently used	Date of Disposal	Receipt Voucher No.	Name of the person to whom Land is Disposed	Value Realises (Rs.)	Initials of the Authorised Officer	Remarks
1	2	3	4	5	6	7	8	9	10	11	12	13	14	15	16
1	NA	NA	NA	NA	-				Office Building						
2					1.00				Samudayik bhawan						
3					1.00				Palika Employee Awas						
4					1.00				Shop						
5					1.00				Shop NRY						
6					1.00				Palika Bazar						
7					1.00				Palika Employee Awas						
8					1.00				Shop						
9					1.00				Auditorium						
10					1.00				Shop						
11					1.00				Palika Employee Awas						
12					1.00				Rain Basera						
13					1.00				Sloter House Baffelo						
14					1.00				Pashu Bazar						
15					1.00				Sloter House Goat						
16					1.00				Meat market baffelo						
17					1.00										



(Signature)
अधिकाारी
नगर पालिका परिषद
(बैनीताल)

Name of the ULB - NAGAR PALIKA PARISHAD RAMNAGAR
Register of Building

S No.	Name/Description of the building	Location	Plinth Area of building	Plinth area rate of building	Year of Construction/ purchase	Total Construction Gross Block	Total Purchase Cost Gross Block	Total Estimated Cost Gross Block	Depreciation	Depreciation value as on 31, March 2025 Net Block
1	2	3	4	5	6	7	8	9	10	11
1	Office Building	Office								
2	Samudayik bhawan	Palika Parisar			16/04/2018	153,044.00	-	153,044.00	33,922.00	119,122.00
3	Palika Employee Awas	Palika Parisar				1.00	-	1.00	-	1.00
4	Shop	Palika Parisar				1.00	-	1.00	-	1.00
5	Shop NRY	Gasmandi				1.00	-	1.00	-	1.00
6	Palika Bazar	Gasmandi				1.00	-	1.00	-	1.00
7	Palika Employee Awas	Station Road				1.00	-	1.00	-	1.00
8	Shop	Near bank of baroda				1.00	-	1.00	-	1.00
9	Auditorium	Gas godam road				1.00	-	1.00	-	1.00
10	Shop	Gas godam road				1.00	-	1.00	-	1.00
11	Palika Employee Awas	Gas godam road				1.00	-	1.00	-	1.00
12	Rain Basera	Gas godam road				1.00	-	1.00	-	1.00
13	Sloter House Baffelo	Gas godam road				1.00	-	1.00	-	1.00
14	Pashu Bazar	uont parao Khatari		396.95		1.00	-	1.00	-	1.00
15	Sloter House Goat	uont parao Khatari			22/10/2020	3,792,298.00	-	3,792,298.00	480,356.00	3,311,942.00
16	Meat market baffelo	uont parao Khatari		143.4	09/11/2020	203,657.00	-	203,657.00	32,245.00	171,412.00
18	Palika Employee Awas	Khatari		101.17	09/11/2020	1,199,565.00	-	1,199,565.00	151,944.00	1,047,621.00
19	Palika Employee Awas	Valmiki BAsti Khatari			19/03/2020	1.00	-	1.00	-	1.00
20	Palika Employee Awas	Khod Naga Mandir				1.00	-	1.00	-	1.00
21	Palika Employee Awas	Paith parao WW				1.00	-	1.00	-	1.00
22	Palika Employee Awas	Moti Mahal				1.00	-	1.00	-	1.00
23	Palika Employee Awas	Valmiki bAsti Bhangar			19/06/2020	217,366.00	-	217,366.00	27,532.00	189,834.00
24	Shop Tnasport Naagr 1	Near Balaji MAndir				1.00	-	1.00	-	1.00
25	Shop Tnasport Naagr 2	Near Balaji MAndir			07/06/2020	220,989.00	-	220,989.00	34,990.00	185,999.00
26	Meat market Goat	Saral Sabzi mandi				1.00	-	1.00	-	1.00
27	Fish Market	Saral Sabzi mandi				1.00	-	1.00	-	1.00
28	Shop	Saral Sabzi mandi				1.00	-	1.00	-	1.00
29	Palika Employee Awas	Near Bhangar primary school				1.00	-	1.00	-	1.00
30	Shop pait Parao	Saral Sabzi mandi		571.17	2003	1.00	-	1.00	-	1.00
31	Shop	Pait Parao				1.00	-	1.00	-	1.00
32	Shop	Bhawani ganj Chungli		209.66	02/06/1980	1.00	-	1.00	-	1.00
33	Public Toilet	Lakhanpur Chungli				1.00	-	1.00	-	1.00
34	Public Toilet	Opp, Jahoor Mnjil				1.00	-	1.00	-	1.00
35	Public Toilet	Khayam Bar				1.00	-	1.00	-	1.00
36	Public Toilet	Balmiki basti bhambagher				1.00	-	1.00	-	1.00
37	Public Toilet	Hanuman Garhi				1.00	-	1.00	-	1.00
38	shop	Balmiki basti Khatari				1.00	-	1.00	-	1.00
39	Park Building	Murga market				1.00	-	1.00	-	1.00
40	Park Building					1.00	-	1.00	-	1.00
41	Park Building				05/05/2021	752,566.00	-	752,566.00	95,324.00	657,242.00
42	School Building				21/12/2021	1,126,469.00	-	1,126,469.00	142,688.00	983,781.00
					07/02/2022	1,197,339.00	-	1,197,339.00	151,664.00	1,045,675.00
					29/08/2021	2,287,702.00	-	2,287,702.00	289,776.00	1,997,926.00



अचल सवास्त्री
चार्टर्ड अकाउंटन्ट्स
हदवानी (मिनीटाल)

Name of the ULB - NAGAR PALIKA PARISHAD RAMNAGAR
Register of Infrastructure Assets

Parks and Playgrounds

S No.	Name/Description of the Infrastructure Asset	Technical Measurement	Technical Rate	Year of Construction /Purchase	Total Construction Cost Gross Block	Total Purchase Cost Gross Block	Total Estimated Cost Gross Block	Depreciation	Depreciation value as on March 31, 2025 Net Block
1	2	4	5	6	7	8	9	10	11
1	Park			24/07/2019	160540.00				
2	Park							130,728.00	29,812.00
3	Shahid Park				1.00				
4	Tedha Road Park				1.00				1.00
5	Durgapuri Park				1.00				1.00
6	Pumpapuri Park			19/03/2021	626707.00				1.00
7	Taj Masjid Park			23/03/2021	647975.00			425,265.00	201,442.00
8	Taj Masjid Park Small			23/03/2021	1123920.00			439,695.00	208,280.00
9	Shahid Bhagat Singh Park				1.00			762,660.00	361,260.00
10	Park				1.00				1.00
11	Park				1.00				1.00
12	Park				1.00				1.00
13	Park				1.00				1.00
14	Park			28/10/2021	170280.00				1.00
				19/12/2024	796200.00			92,436.00	77,844.00
								54,028.00	742,172.00
	Total				3,525,630.00			1,904,812.00	1,620,818.00



Achal Srivastava
अधिकाारी
नगर पालिका परिषद्
रामनगर (मिनीताल)

Road and Bridges

S No.	Name/Description of the Infrastructure Asset	Technical Measurement	Technical Rate	Year of Construction /Purchase	Total Construction Cost Gross Block	Total Purchase Cost Gross Block	Total Estimated Cost Gross Block	Depreciation	Depreciation value as on March 31, 2025 Net Block
1	2	4	5	6	7	8	9	10	11
1	Roads and Pavements-others	NA	NA	05/03/2018	192,300.00				
2	Bridges	NA	NA	05/03/2018	29,505.00			182,686.00	9,614.00
3	Roads and Pavements-others	NA	NA	05/03/2018	554,631.00			28,028.00	1,477.00
4	Bridges	NA	NA	05/03/2018	42,151.00			526,897.00	27,734.00
5	Roads and Pavements-others	NA	NA	05/03/2018	165,018.00			40,040.00	2,111.00
6	Roads and Pavements-others	NA	NA	05/03/2018	292,530.00			156,765.00	8,253.00
7	Roads and Pavements-others	NA	NA	05/03/2018	237,923.00			277,907.00	14,623.00
8	Roads and Pavements-others	NA	NA	05/03/2018	157,182.00			226,030.00	11,893.00
9	Roads and Pavements-others	NA	NA	05/03/2018	188,204.00			149,324.00	7,858.00
10	Roads and Pavements-others	NA	NA	05/03/2018	207,455.00			178,794.00	9,410.00
11	Roads and Pavements-others	NA	NA	05/03/2018	146,546.00			197,085.00	10,370.00
12	Roads and Pavements-others	NA	NA	05/03/2018	234,279.00			139,216.00	7,330.00
13	Roads and Pavements-others	NA	NA	05/03/2018	243,208.00			222,565.00	11,714.00
14	Roads and Pavements-others	NA	NA	05/03/2018	230,315.00			231,049.00	12,159.00
15	Roads and Pavements-others	NA	NA	05/03/2018	204,590.00			218,799.00	11,516.00
16	Roads and Pavements-others	NA	NA	05/03/2018	234,893.00			194,362.00	10,228.00
17	Roads and Pavements-others	NA	NA	05/03/2018	242,550.00			223,146.00	11,747.00
18	Roads and Pavements-others	NA	NA	05/03/2018	138,495.00			230,426.00	12,124.00
19	Roads and Pavements-others	NA	NA	05/03/2018	230,674.00			131,572.00	6,923.00
20	Roads and Pavements-others	NA	NA	05/03/2018	240,084.00			219,142.00	11,532.00
21	Roads and Pavements-others	NA	NA	05/03/2018	129,010.00			228,081.00	12,003.00
22	Roads and Pavements-others	NA	NA	05/03/2018	134,742.00			122,563.00	6,447.00
23	Roads and Pavements-others	NA	NA	05/03/2018	213,753.00			128,002.00	6,740.00
24	Roads and Pavements-others	NA	NA	05/03/2018	260,175.00			203,063.00	10,690.00
25	Roads and Pavements-others	NA	NA	05/03/2018	682,317.00			247,163.00	13,012.00
26	Roads and Pavements-others	NA	NA	05/03/2018	440,815.00			648,200.00	34,117.00
27	Roads and Pavements-others	NA	NA	05/03/2018	482,419.00			418,775.00	22,040.00
28	Roads and Pavements-others	NA	NA	05/03/2018	225,745.00			458,297.00	24,122.00
29	Roads and Pavements-others	NA	NA	05/03/2018	229,845.00			214,459.00	11,286.00
30	Roads and Pavements-others	NA	NA	05/03/2018	268,656.00			218,351.00	11,494.00
31	Roads and Pavements-others	NA	NA	05/03/2018	233,841.00			255,220.00	13,436.00
32	Bridges	NA	NA	05/03/2018	61,765.00			222,152.00	11,689.00
33	Roads and Pavements-others	NA	NA	13/04/2018	135,960.00			58,674.00	3,091.00
34	Roads and Pavements-others	NA	NA	18/04/2018	201,717.00			129,164.00	6,796.00
35	Roads and Pavements-others	NA	NA	18/04/2018	232,932.00			191,632.00	10,085.00
36	Roads and Pavements-others	NA	NA	18/04/2018	239,954.00			221,284.00	11,648.00
37	Bridges	NA	NA	26/04/2018	166,321.00			227,955.00	11,999.00
38	Roads and Pavements-others	NA	NA	12/06/2018	133,822.00			158,004.00	8,317.00
								127,134.00	6,688.00



अभिषेक ठाकुर
नगर पारिकीका परिषद्
(मिनीताल)

127	Roads and Pavements-others	NA	NA	17/08/2019	668,746.00	544,548.00	124,198.00
128	Roads and Pavements-others	NA	NA	17/08/2019	564,933.00	460,014.00	104,919.00
129	Roads and Pavements-others	NA	NA	17/08/2019	381,277.00	310,470.00	70,807.00
130	Roads and Pavements-others	NA	NA	28/08/2019	202,160.00	229,758.00	52,402.00
131	Roads and Pavements-others	NA	NA	28/08/2019	650,133.00	529,392.00	120,741.00
132	Roads and Pavements-others	NA	NA	30/08/2019	224,206.00	182,568.00	41,638.00
133	Roads and Pavements-others	NA	NA	30/08/2019	221,178.00	180,102.00	41,076.00
134	Roads and Pavements-others	NA	NA	10/09/2019	543,806.00	442,812.00	100,994.00
135	Bridges	NA	NA	10/09/2019	105,984.00	86,304.00	19,680.00
136	Roads and Pavements-others	NA	NA	13/09/2019	163,249.00	132,930.00	30,319.00
137	Roads and Pavements-others	NA	NA	13/09/2019	129,490.00	105,444.00	24,046.00
138	Roads and Pavements-others	NA	NA	18/09/2019	156,946.00	127,800.00	29,146.00
139	Roads and Pavements-others	NA	NA	18/09/2019	464,272.00	378,048.00	86,224.00
140	Roads and Pavements-others	NA	NA	26/09/2019	217,092.00	176,772.00	40,320.00
141	Roads and Pavements-others	NA	NA	26/09/2019	213,390.00	173,760.00	39,630.00
142	Bridges	NA	NA	26/09/2019	56,596.00	46,086.00	10,510.00
143	Roads and Pavements-others	NA	NA	25/10/2019	651,350.00	530,388.00	120,962.00
144	Roads and Pavements-others	NA	NA	25/10/2019	234,926.00	191,298.00	43,628.00
145	Roads and Pavements-others	NA	NA	25/10/2019	113,786.00	92,652.00	21,134.00
146	Roads and Pavements-others	NA	NA	16/11/2019	195,097.00	158,862.00	36,235.00
147	Roads and Pavements-others	NA	NA	16/11/2019	177,986.00	144,930.00	33,056.00
148	Roads and Pavements-others	NA	NA	16/11/2019	198,874.00	161,940.00	36,934.00
149	Bridges	NA	NA	03/12/2019	56,582.00	46,074.00	10,508.00
150	Roads and Pavements-others	NA	NA	12/12/2019	193,463.00	157,536.00	35,927.00
151	Roads and Pavements-others	NA	NA	12/12/2019	265,699.00	216,354.00	49,345.00
152	Roads and Pavements-others	NA	NA	12/12/2019	317,910.00	258,870.00	59,040.00
153	Bridges	NA	NA	12/12/2019	140,094.00	114,078.00	26,016.00
154	Roads and Pavements-others	NA	NA	13/12/2019	110,643.00	90,096.00	20,547.00
155	Roads and Pavements-others	NA	NA	16/12/2019	158,472.00	129,042.00	29,430.00
156	Roads and Pavements-others	NA	NA	26/12/2019	187,784.00	152,910.00	34,874.00
157	Roads and Pavements-others	NA	NA	26/12/2019	290,839.00	236,826.00	54,013.00
158	Roads and Pavements-others	NA	NA	26/12/2019	240,395.00	195,750.00	44,645.00
159	Roads and Pavements-others	NA	NA	23/01/2020	218,278.00	177,738.00	40,540.00
160	Roads and Pavements-others	NA	NA	23/01/2020	207,401.00	168,882.00	38,519.00
161	Roads and Pavements-others	NA	NA	23/01/2020	140,097.00	114,078.00	26,019.00
162	Roads and Pavements-others	NA	NA	02/04/2020	213,505.00	144,880.00	68,625.00
163	Roads and Pavements-others	NA	NA	02/04/2020	154,752.00	105,010.00	49,742.00
164	Roads and Pavements-others	NA	NA	02/04/2020	235,154.00	159,570.00	75,584.00
165	Roads and Pavements-others	NA	NA	02/04/2020	177,575.00	120,495.00	57,080.00
166	Bridges	NA	NA	02/04/2020	109,558.00	74,345.00	35,213.00
167	Bridges	NA	NA	02/04/2020	104,200.00	70,705.00	33,495.00
168	Roads and Pavements-others	NA	NA	20/05/2020	184,849.00	125,435.00	59,414.00
169	Roads and Pavements-others	NA	NA	20/05/2020	211,482.00	143,505.00	67,977.00
170	Roads and Pavements-others	NA	NA	20/05/2020	97,372.00	66,075.00	31,297.00



अधिकाारी
नगर पालिका परिषद्
रामनगर (नैनीताल)

(Signature)

171	Roads and Pavements-others	NA	NA	20/05/2020	83,862.00			56,905.00	26,957.00
172	Roads and Pavements-others	NA	NA	20/05/2020	59,566.00			40,420.00	19,146.00
173	Roads and Pavements-others	NA	NA	20/05/2020	92,752.00			62,940.00	29,812.00
174	Roads and Pavements-others	NA	NA	10/06/2020	543,550.00			368,840.00	174,710.00
175	Bridges	NA	NA	10/06/2020	84,956.00			57,650.00	27,306.00
176	Bridges	NA	NA	10/06/2020	126,448.00			85,805.00	40,643.00
177	Roads and Pavements-others	NA	NA	19/06/2020	192,888.00			130,890.00	61,998.00
178	Roads and Pavements-others	NA	NA	19/06/2020	221,907.00			150,580.00	71,327.00
179	Roads and Pavements-others	NA	NA	19/06/2020	187,867.00			127,480.00	60,387.00
180	Roads and Pavements-others	NA	NA	22/10/2020	118,912.00			80,690.00	38,222.00
181	Roads and Pavements-others	NA	NA	03/01/2021	259,318.00			175,965.00	83,353.00
182	Roads and Pavements-others	NA	NA	03/01/2021	219,964.00			149,260.00	70,704.00
183	Roads and Pavements-others	NA	NA	03/01/2021	878,095.00			595,850.00	282,245.00
184	Roads and Pavements-others	NA	NA	05/03/2021	2,153,909.00			1,461,580.00	692,329.00
185	Roads and Pavements-others	NA	NA	05/03/2021	2,925,959.00			1,985,470.00	940,489.00
186	Roads and Pavements-others	NA	NA	05/03/2021	2,263,982.00			1,536,275.00	727,707.00
187	Roads and Pavements-others	NA	NA	05/03/2021	2,193,368.00			1,488,355.00	705,013.00
188	Roads and Pavements-others	NA	NA	05/03/2021	1,206,694.00			818,830.00	387,864.00
189	Roads and Pavements-others	NA	NA	05/03/2021	2,484,270.00			1,685,755.00	798,515.00
190	Roads and Pavements-others	NA	NA	05/03/2021	2,226,876.00			1,511,095.00	715,781.00
191	Roads and Pavements-others	NA	NA	05/03/2021	1,967,497.00			1,335,085.00	632,412.00
192	Roads and Pavements-others	NA	NA	05/03/2021	1,023,072.00			694,225.00	328,847.00
193	Roads and Pavements-others	NA	NA	05/03/2021	1,507,608.00			1,023,020.00	484,588.00
194	Roads and Pavements-others	NA	NA	22/03/2021	2,305,443.00			1,564,410.00	741,033.00
195	Roads and Pavements-others	NA	NA	22/03/2021	1,889,206.00			1,281,960.00	607,246.00
196	Roads and Pavements-others	NA	NA	22/03/2021	1,503,184.00			1,020,020.00	483,164.00
197	Roads and Pavements-others	NA	NA	22/03/2021	2,478,148.00			1,681,600.00	796,548.00
198	Roads and Pavements-others	NA	NA	22/03/2021	1,375,259.00			933,210.00	442,049.00
199	Roads and Pavements-others	NA	NA	22/03/2021	3,160,073.00			2,144,335.00	1,015,738.00
200	Roads and Pavements-others	NA	NA	22/03/2021	1,633,307.00			1,108,315.00	524,992.00
201	Bridges	NA	NA	23/03/2021	113,437.00			76,975.00	36,462.00
202	Roads and Pavements-others	NA	NA	24/03/2021	546,631.00			370,930.00	175,701.00
203	Roads and Pavements-others	NA	NA	24/03/2021	693,470.00			470,570.00	222,900.00
204	Roads and Pavements-others	NA	NA	24/03/2021	809,383.00			549,225.00	260,158.00
205	Roads and Pavements-others	NA	NA	24/03/2021	647,330.00			439,260.00	208,070.00
206	Roads and Pavements-Concrete	NA	NA	09/04/2021	1,169,746.00			635,004.00	534,742.00
207	Roads and Pavements-Concrete	NA	NA	09/04/2021	429,607.00			233,216.00	196,391.00
208	Roads and Pavements-Concrete	NA	NA	04/05/2021	2,244,072.00			1,218,212.00	1,025,860.00
209	Roads and Pavements-Concrete	NA	NA	04/05/2021	3,048,440.00			1,654,868.00	1,393,572.00
210	Roads and Pavements-Concrete	NA	NA	04/05/2021	2,358,752.00			1,280,464.00	1,078,288.00
211	Roads and Pavements-Concrete	NA	NA	04/05/2021	2,285,182.00			1,240,528.00	1,044,654.00
212	Roads and Pavements-Concrete	NA	NA	04/05/2021	1,257,207.00			682,484.00	574,723.00
213	Roads and Pavements-Concrete	NA	NA	04/05/2021	2,588,264.00			1,405,056.00	1,183,208.00
214	Roads and Pavements-Concrete	NA	NA	04/05/2021	2,320,094.00			1,259,480.00	1,060,614.00




 अधिकारी
 सार्वजनिक परिषद

215	Roads and Pavements-Concrete	NA	NA	04/05/2021	2,049,856.00			1,112,780.00	937,076.00
216	Roads and Pavements-Concrete	NA	NA	04/05/2021	1,065,898.00			578,632.00	487,266.00
217	Roads and Pavements-Concrete	NA	NA	04/05/2021	1,570,716.00			852,676.00	718,040.00
218	Roads and Pavements-Concrete	NA	NA	17/05/2021	804,372.00			436,660.00	367,712.00
219	Roads and Pavements-Concrete	NA	NA	27/05/2021	1,192,786.00			647,512.00	545,274.00
220	Roads and Pavements-Concrete	NA	NA	27/05/2021	982,248.00			533,220.00	449,028.00
221	Roads and Pavements-Concrete	NA	NA	27/05/2021	623,295.00			338,360.00	284,935.00
222	Roads and Pavements-Concrete	NA	NA	27/05/2021	432,333.00			234,696.00	197,637.00
223	Roads and Pavements-Concrete	NA	NA	27/05/2021	547,024.00			296,956.00	250,068.00
224	Roads and Pavements-Concrete	NA	NA	27/05/2021	530,614.00			288,048.00	242,566.00
225	Roads and Pavements-Concrete	NA	NA	29/05/2021	328,347.00			178,244.00	150,103.00
226	Roads and Pavements-Concrete	NA	NA	29/05/2021	1,747,154.00			948,456.00	798,698.00
227	Roads and Pavements-Concrete	NA	NA	17/07/2021	1,552,658.00			842,872.00	709,786.00
228	Roads and Pavements-Concrete	NA	NA	17/07/2021	1,145,051.00			621,600.00	523,451.00
229	Roads and Pavements-Concrete	NA	NA	17/07/2021	1,735,251.00			941,992.00	793,259.00
230	Roads and Pavements-Concrete	NA	NA	17/07/2021	1,564,509.00			849,304.00	715,205.00
231	Roads and Pavements-Concrete	NA	NA	17/07/2021	1,047,670.00			568,736.00	478,934.00
232	Roads and Pavements-Concrete	NA	NA	17/07/2021	1,521,368.00			825,884.00	695,484.00
233	Roads and Pavements-Concrete	NA	NA	17/07/2021	284,361.00			154,368.00	129,993.00
234	Roads and Pavements-Concrete	NA	NA	17/07/2021	3,502,329.00			1,901,264.00	1,601,065.00
235	Roads and Pavements-Concrete	NA	NA	20/07/2021	808,520.00			438,912.00	369,608.00
236	Roads and Pavements-Concrete	NA	NA	20/07/2021	950,562.00			516,020.00	434,542.00
237	Roads and Pavements-Concrete	NA	NA	20/07/2021	1,135,900.00			616,632.00	519,268.00
238	Roads and Pavements-Concrete	NA	NA	04/08/2021	714,960.00			388,120.00	326,840.00
239	Roads and Pavements-Concrete	NA	NA	04/08/2021	704,701.00			382,552.00	322,149.00
240	Roads and Pavements-Concrete	NA	NA	04/08/2021	367,979.00			199,760.00	168,219.00
241	Roads and Pavements-Concrete	NA	NA	04/08/2021	695,731.00			377,684.00	318,047.00
242	Roads and Pavements-Concrete	NA	NA	07/08/2021	339,954.00			184,548.00	155,406.00
243	Roads and Pavements-Concrete	NA	NA	08/09/2021	149,249.00			81,020.00	68,229.00
244	Roads and Pavements-Concrete	NA	NA	08/09/2021	951,389.00			516,468.00	434,921.00
245	Roads and Pavements-Concrete	NA	NA	18/09/2021	2,022,872.00			1,098,132.00	924,740.00
246	Roads and Pavements-Concrete	NA	NA	18/09/2021	2,405,336.00			1,305,752.00	1,099,584.00
247	Roads and Pavements-Concrete	NA	NA	24/09/2021	366,164.00			198,776.00	167,388.00
248	Roads and Pavements-Concrete	NA	NA	03/11/2021	669,587.00			363,492.00	306,095.00
249	Roads and Pavements-Concrete	NA	NA	08/12/2021	16,912.00			9,180.00	7,732.00
250	Roads and Pavements-Concrete	NA	NA	21/12/2021	917,629.00			498,140.00	419,489.00
251	Roads and Pavements-Concrete	NA	NA	03/02/2022	208,065.00			112,948.00	95,117.00
252	Roads and Pavements-Concrete	NA	NA	28/02/2022	886,999.00			481,512.00	405,487.00
253	Roads and Pavements-Concrete	NA	NA	28/02/2022	736,139.00			399,620.00	336,519.00
254	Roads and Pavements-Concrete	NA	NA	28/02/2022	478,250.00			259,620.00	218,630.00
255	Roads and Pavements-Concrete	NA	NA	28/02/2022	899,381.00			488,236.00	411,145.00
256	Roads and Pavements-Concrete	NA	NA	29/03/2022	110,765.00			60,128.00	50,637.00
257	Roads and Pavements-Concrete	NA	NA	29/03/2022	282,117.00			153,148.00	128,969.00
258	Roads and Pavements-Concrete	NA	NA	29/03/2022	334,266.00			181,460.00	152,806.00



Aug
 अधिराज्यी अकाउन्टरी
 एन्ड पब्लिक परिसर

259	Roads and Pavements-Concrete	NA	NA	29/03/2022	337,970.00				183,468.00	154,502.00
260	Roads and Pavements-Concrete	NA	NA	30/03/2022	402,006.00				218,232.00	183,774.00
261	Roads and Pavements-Concrete	NA	NA	31/03/2022	417,068.00				226,408.00	190,660.00
262	Roads and Pavements-Concrete	NA	NA	31/03/2022	287,090.00				155,848.00	131,242.00
263	Roads and Pavements-Concrete	NA	NA	31/03/2022	1,054,895.00				572,656.00	482,239.00
264	Roads and Pavements-Concrete	NA	NA	31/03/2022	1,358,817.00				737,644.00	621,173.00
265	Roads and Pavements-Concrete	NA	NA	31/03/2022	781,842.00				424,428.00	357,414.00
266	Roads and Pavements-Concrete	NA	NA	31/03/2022	59,413.00				32,252.00	27,161.00
267	Roads and Pavements-Concrete	NA	NA	31/03/2022	89,719.00				48,704.00	41,015.00
268	Roads and Pavements-Concrete	NA	NA	31/03/2022	267,258.00				145,084.00	122,174.00
269	Roads and Pavements-Concrete	NA	NA	31/03/2022	881,730.00				478,652.00	403,078.00
270	Roads and Pavements-Concrete	NA	NA	31/03/2022	535,940.00				290,940.00	245,000.00
271	Roads and Pavements-Concrete	NA	NA	31/03/2022	370,132.00				200,928.00	169,204.00
272	Roads and Pavements-Concrete	NA	NA	09/04/2021	237,393.00				128,872.00	108,521.00
273	Roads and Pavements-others	NA	NA	23/09/2021	5,500.00				2,984.00	2,516.00
274	Roads and Pavements-others	NA	NA	28/02/2022	223,098.00				121,112.00	101,986.00
275	Roads and Pavements-Concrete	NA	NA	10/05/2022	266,744.00				108,603.00	158,141.00
276	Roads and Pavements-Concrete	NA	NA	03/08/2022	337,412.00				137,376.00	200,036.00
277	Roads and Pavements-Concrete	NA	NA	03/08/2022	312,190.00				127,107.00	185,083.00
278	Roads and Pavements-Concrete	NA	NA	11/10/2022	1,489,404.00				606,399.00	883,005.00
279	Roads and Pavements-Concrete	NA	NA	21/12/2022	486,836.00				198,213.00	288,623.00
280	Roads and Pavements-Concrete	NA	NA	16/01/2023	11,500.00				4,683.00	6,817.00
281	Roads and Pavements-Concrete	NA	NA	16/03/2023	339,994.00				138,426.00	201,568.00
282	Roads and Pavements-others	NA	NA	11/04/2022	623,135.00				253,704.00	369,431.00
283	Roads and Pavements-others	NA	NA	11/04/2022	661,548.00				269,346.00	392,202.00
284	Roads and Pavements-others	NA	NA	11/04/2022	1,590,365.00				647,505.00	942,860.00
285	Roads and Pavements-others	NA	NA	11/04/2022	510,645.00				207,906.00	302,739.00
286	Roads and Pavements-others	NA	NA	11/04/2022	391,621.00				159,447.00	232,174.00
287	Roads and Pavements-others	NA	NA	10/05/2022	1,553,267.00				632,403.00	920,864.00
288	Roads and Pavements-others	NA	NA	10/05/2022	1,047,947.00				426,663.00	621,284.00
289	Roads and Pavements-others	NA	NA	10/05/2022	763,442.00				310,830.00	452,612.00
290	Roads and Pavements-others	NA	NA	13/05/2022	647,678.00				263,697.00	383,981.00
291	Roads and Pavements-others	NA	NA	17/05/2022	185,920.00				75,696.00	110,224.00
292	Roads and Pavements-others	NA	NA	17/05/2022	955,235.00				388,917.00	566,318.00
293	Roads and Pavements-others	NA	NA	20/05/2022	1,318,657.00				536,883.00	781,774.00
294	Roads and Pavements-others	NA	NA	20/05/2022	1,073,321.00				436,995.00	636,326.00
295	Roads and Pavements-others	NA	NA	20/05/2022	1,058,684.00				431,037.00	627,647.00
296	Roads and Pavements-others	NA	NA	20/05/2022	746,116.00				303,777.00	442,339.00
297	Roads and Pavements-others	NA	NA	20/05/2022	829,558.00				337,749.00	491,809.00
298	Roads and Pavements-others	NA	NA	20/05/2022	203,365.00				82,800.00	120,565.00
299	Roads and Pavements-others	NA	NA	20/05/2022	149,626.00				60,918.00	88,708.00
300	Roads and Pavements-others	NA	NA	18/06/2022	831,565.00				338,565.00	493,000.00
301	Roads and Pavements-others	NA	NA	18/06/2022	1,391,912.00				566,706.00	825,206.00
302	Roads and Pavements-others	NA	NA	18/06/2022	1,007,166.00				410,061.00	597,105.00



अतिरिक्त अधिकारी
मालिका परिषद्

303	Roads and Pavements-others	NA	01/07/2022	1,614,963.00			657,522.00	957,441.00
304	Roads and Pavements-others	NA	03/08/2022	94,294.00			38,391.00	55,903.00
305	Roads and Pavements-others	NA	03/08/2022	47,523.00			19,350.00	28,173.00
306	Roads and Pavements-others	NA	03/08/2022	645,645.00			262,869.00	382,776.00
307	Roads and Pavements-others	NA	03/08/2022	1,047,034.00			426,291.00	620,743.00
308	Roads and Pavements-others	NA	03/08/2022	1,052,884.00			428,673.00	624,211.00
309	Roads and Pavements-others	NA	03/08/2022	240,894.00			98,079.00	142,815.00
310	Roads and Pavements-others	NA	03/08/2022	713,103.00			290,334.00	422,769.00
311	Roads and Pavements-others	NA	03/08/2022	302,413.00			123,126.00	179,287.00
312	Roads and Pavements-others	NA	03/08/2022	589,965.00			240,201.00	349,764.00
313	Roads and Pavements-others	NA	21/10/2022	484,701.00			197,343.00	287,358.00
314	Roads and Pavements-others	NA	21/10/2022	364,101.00			148,242.00	215,859.00
315	Roads and Pavements-others	NA	21/10/2022	2,172,608.00			884,562.00	1,288,046.00
316	Roads and Pavements-others	NA	21/10/2022	62,923.00			25,620.00	37,303.00
317	Roads and Pavements-others	NA	13/12/2022	17,819.00			7,254.00	10,565.00
318	Roads and Pavements-others	NA	13/12/2022	46,030.00			18,741.00	27,289.00
319	Roads and Pavements-others	NA	13/02/2023	559,230.00			227,688.00	331,542.00
320	Roads and Pavements-others	NA	16/03/2023	239,666.00			97,578.00	142,088.00
321	Roads and Pavements-Concrete	NA	21-Apr-23	387,151.00			105,084.00	282,067.00
322	Roads and Pavements-Concrete	NA	13-Jul-23	210,146.00			57,040.00	153,106.00
323	Roads and Pavements-Concrete	NA	13-Jul-23	79,584.00			21,602.00	57,982.00
324	Roads and Pavements-Concrete	NA	13-Jul-23	238,544.00			64,748.00	173,796.00
325	Roads and Pavements-Concrete	NA	13-Jul-23	242,198.00			65,740.00	176,458.00
326	Roads and Pavements-Concrete	NA	13-Jul-23	242,542.00			65,832.00	176,710.00
327	Roads and Pavements-Concrete	NA	13-Jul-23	230,790.00			62,644.00	168,146.00
328	Roads and Pavements-Concrete	NA	13-Jul-23	231,405.00			62,810.00	168,595.00
329	Roads and Pavements-Concrete	NA	06-Sep-23	79,422.00			21,558.00	57,864.00
330	Roads and Pavements-Concrete	NA	06-Sep-23	243,530.00			66,102.00	177,428.00
331	Roads and Pavements-Concrete	NA	06-Sep-23	110,724.00			30,054.00	80,670.00
332	Roads and Pavements-Concrete	NA	06-Sep-23	202,345.00			54,922.00	147,423.00
333	Roads and Pavements-Concrete	NA	06-Sep-23	192,082.00			52,136.00	139,946.00
334	Roads and Pavements-Concrete	NA	06-Sep-23	201,528.00			54,700.00	146,828.00
335	Roads and Pavements-Concrete	NA	06-Sep-23	246,807.00			66,990.00	179,817.00
336	Roads and Pavements-Concrete	NA	06-Sep-23	236,914.00			64,306.00	172,608.00
337	Roads and Pavements-Concrete	NA	06-Sep-23	216,089.00			58,652.00	157,437.00
338	Roads and Pavements-Concrete	NA	01-Oct-23	9,688.00			2,630.00	7,058.00
339	Roads and Pavements-Concrete	NA	01-Oct-23	9,688.00			2,630.00	7,058.00
340	Roads and Pavements-Concrete	NA	01-Oct-23	9,688.00			2,630.00	7,058.00
341	Roads and Pavements-Concrete	NA	07-Nov-23	977,187.00			265,236.00	711,951.00
342	Roads and Pavements-Concrete	NA	07-Nov-23	321,645.00			87,304.00	234,341.00
343	Roads and Pavements-Concrete	NA	22-Nov-23	395,131.00			107,250.00	287,881.00
344	Roads and Pavements-Concrete	NA	28-Nov-23	129,416.00			35,128.00	94,288.00
345	Roads and Pavements-Concrete	NA	30-Nov-23	240,374.00			65,244.00	175,130.00
346	Roads and Pavements-Concrete	NA	30-Nov-23	244,111.00			66,258.00	177,853.00



अधिसूची अधिकारी
परिषद्

347	Roads and Pavements-Concrete	NA				226,270.00				61,416.00	164,854.00
348	Roads and Pavements-Concrete	NA				246,415.00				66,884.00	179,531.00
349	Roads and Pavements-Concrete	NA				842,986.00				228,810.00	614,176.00
350	Roads and Pavements-Concrete	NA				2,116,367.00				574,442.00	1,541,925.00
351	Roads and Pavements-Concrete	NA				971,419.00				263,670.00	707,749.00
352	Roads and Pavements-Concrete	NA				1,803,860.00				489,620.00	1,314,240.00
353	Roads and Pavements-others	NA				23,234.00				6,306.00	16,928.00
354	Roads and Pavements-others	NA				24,600.00				6,678.00	17,922.00
355	Roads and Pavements-others	NA				23,840.00				6,470.00	17,370.00
356	Roads and Pavements-others	NA				5,298,309.00				1,438,112.00	3,860,197.00
357	Roads and Pavements-others	NA				933,558.00				253,394.00	680,164.00
358	Roads and Pavements-others	NA				248,100.00				67,342.00	180,758.00
359	Roads and Pavements-others	NA				214,938.00				58,340.00	156,598.00
360	Roads and Pavements-others	NA				48,917.00				13,278.00	35,639.00
361	Roads and Pavements-others	NA				175,613.00				47,666.00	127,947.00
362	Roads and Pavements-others	NA				241,492.00				65,548.00	175,944.00
363	Roads and Pavements-others	NA				100,970.00				27,406.00	73,564.00
364	Roads and Pavements-others	NA				230,431.00				62,546.00	167,885.00
365	Roads and Pavements-others	NA				177,473.00				48,172.00	129,301.00
366	Roads and Pavements-others	NA				114,152.00				30,984.00	83,168.00
367	Roads and Pavements-others	NA				22,000.00				5,972.00	16,028.00
368	Roads and Pavements-others	NA				12,876.00				3,494.00	9,382.00
369	Roads and Pavements-others	NA				65,128.00				17,678.00	47,450.00
370	Roads and Pavements-others	NA				91,839.00				24,928.00	66,911.00
371	Roads and Pavements-others	NA				93,886.00				25,484.00	68,402.00
372	Roads and Pavements-others	NA				176,417.00				47,884.00	128,533.00
373	Roads and Pavements-others	NA				1,328,218.00				360,516.00	967,702.00
374	Roads and Pavements-others	NA				245,319.00				66,586.00	178,733.00
375	Roads and Pavements-others	NA				244,987.00				66,496.00	178,491.00
376	Roads and Pavements-others	NA				193,131.00				52,422.00	140,709.00
377	Roads and Pavements-others	NA				245,375.00				66,602.00	178,773.00
378	Roads and Pavements-others	NA				244,250.00				66,296.00	177,954.00
379	Roads and Pavements-others	NA				243,240.00				66,022.00	177,218.00
380	Roads and Pavements-others	NA				226,776.00				61,554.00	165,222.00
381	Roads and Pavements-others	NA				210,679.00				57,184.00	153,495.00
382	Roads and Pavements-others	NA				240,959.00				65,404.00	175,555.00
383	Roads and Pavements-others	NA				232,851.00				63,202.00	169,649.00
384	Roads and Pavements-others	NA				245,530.00				66,644.00	178,886.00
385	Roads and Pavements-others	NA				244,726.00				66,426.00	178,300.00
386	Roads and Pavements-others	NA				89,915.00				24,406.00	65,509.00
387	Roads and Pavements-others	NA				51,579.00				14,000.00	37,579.00
388	Roads and Pavements-others	NA				236,858.00				64,290.00	172,568.00
389	Roads and Pavements-others	NA				194,177.00				52,706.00	141,471.00
390	Roads and Pavements-others	NA				156,330.00				42,432.00	113,898.00



सुश्री श्री अशोक कुमार

 चरितृक अरिषद

Sewerage and Drainage

S No.	Name/Description of the Infrastructure Asset	Technical Measurement	Technical Rate	Year of Construction /Purchase	Total Construction Cost Gross Block	Total Purchase Cost Gross Block	Total Estimated Cost Gross Block	Depreciation	Depreciation value as on March 31, 2025 Net Block
1	2	4	5	6	7	8	9	10	11
1	Naali	NA	NA	05/03/2018	221,508.00			210,434.00	11,074.00
2	Naali	NA	NA	05/03/2018	101,327.00			96,264.00	5,063.00
3	Naala	NA	NA	05/03/2018	21,857.00			20,762.00	1,095.00
4	naali	NA	NA	05/03/2018	59,118.00			56,161.00	2,957.00
5	Naala	NA	NA	05/03/2018	160,509.00			152,481.00	8,028.00
6	naali	NA	NA	05/03/2018	69,006.00			65,555.00	3,451.00
7	naali	NA	NA	08/01/2019	31,421.00			29,848.00	1,573.00
8	naali	NA	NA	08/01/2019	90,182.00			85,673.00	4,509.00
9	naala	NA	NA	26/02/2019	122,394.00			116,277.00	6,117.00
10	naala	NA	NA	30/03/2019	504,077.00			478,870.00	25,207.00
11	naali	NA	NA	26/06/2019	166,422.00			135,516.00	30,906.00
12	naala	NA	NA	24/07/2019	16,022.00			13,044.00	2,978.00
15	naali	NA	NA	25/10/2019	235,697.00			191,922.00	43,775.00
16	naali	NA	NA	25/10/2019	206,922.00			168,492.00	38,430.00
17	naala	NA	NA	16/11/2019	108,969.00			88,734.00	20,235.00
18	naale	NA	NA	23/01/2020	172,999.00			140,868.00	32,131.00
19	naali	NA	NA	21/03/2020	291,307.00			237,210.00	54,097.00
20	naali	NA	NA	21/03/2020	1,902,146.00			1,548,888.00	353,258.00
21	naali	NA	NA	01/04/2020	122,039.00			82,810.00	39,229.00
22	naala	NA	NA	02/04/2020	104,485.00			70,900.00	33,585.00
23	naala	NA	NA	20/05/2020	219,723.00			149,100.00	70,623.00
24	naala	NA	NA	20/05/2020	225,628.00			153,105.00	72,523.00
25	naala	NA	NA	20/05/2020	225,344.00			152,910.00	72,434.00
27	naala	NA	NA	20/05/2020	160,829.00			109,135.00	51,694.00
28	naala	NA	NA	29/05/2020	154,966.00			105,155.00	49,811.00
29	naala	NA	NA	07/06/2020	231,014.00			156,760.00	74,254.00
30	naala	NA	NA	10/06/2020	477,466.00			323,995.00	153,471.00
31	naala	NA	NA	19/06/2020	159,127.00			107,980.00	51,147.00
32	naala	NA	NA	19/06/2020	231,494.00			157,085.00	74,409.00
33	naala	NA	NA	19/06/2020	65,762.00			44,625.00	21,137.00
34	naala	NA	NA	19/06/2020	138,636.00			94,075.00	44,561.00
35	naala	NA	NA	19/06/2020	114,936.00			77,990.00	36,946.00
37	naali	NA	NA	09/11/2020	183,549.00			124,550.00	58,999.00
38	naala	NA	NA	09/11/2020	156,775.00			106,385.00	50,390.00
40	naala	NA	NA	24/03/2021	175,020.00			118,765.00	56,255.00
41	naala	NA	NA	11/04/2022	1,369,446.00			557,559.00	811,887.00
42	naala	NA	NA	20/05/2022	331,856.00			135,114.00	196,742.00



अधिकारी
अभियंता परिषद्

Drain Closed					11/04/2023	221,120.00				60,018.00	161,102.00
Drain Closed					05/06/2023	83,371.00				22,630.00	60,741.00
Drain Closed					25/08/2023	15,200.00				4,126.00	11,074.00
Drain Closed					06/09/2023	14,136.00				3,836.00	10,300.00
Drain Closed					01/10/2023	8,437.00				2,290.00	6,147.00
Drain Closed					19/10/2023	24,000.00				6,514.00	17,486.00
Drain Closed					16/11/2023	16,000.00				4,342.00	11,658.00
Drain Closed					16/11/2023	24,650.00				6,690.00	17,960.00
Drain Closed					30/11/2023	534,361.00				145,040.00	389,321.00
Drain Closed					27/01/2024	272,150.00				73,870.00	198,280.00
Drain Closed					02/02/2024	33,600.00				9,120.00	24,480.00
Drain Closed					02/02/2024	39,418.00				10,700.00	28,718.00
Drain Closed					05/03/2024	28,600.00				7,762.00	20,838.00
Drain Open					20/04/2023	52,367.00				14,214.00	38,153.00
Drain Open					20/04/2023	67,933.00				18,438.00	49,495.00
Drain Open					21/04/2023	686,364.00				186,298.00	500,066.00
Drain Open					13/05/2023	1,820,195.00				494,052.00	1,326,143.00
Drain Open					22/06/2023	74,877.00				20,324.00	54,553.00
Drain Open					13/07/2023	135,693.00				36,830.00	98,863.00
Drain Open					13/07/2023	209,808.00				56,948.00	152,860.00
Drain Open					25/08/2023	166,536.00				45,202.00	121,334.00
Drain Open					06/09/2023	98,812.00				26,820.00	71,992.00
Drain Open					06/09/2023	157,436.00				42,732.00	114,704.00
Drain Open					19/10/2023	88,222.00				23,946.00	64,276.00
Drain Open					22/11/2023	642,524.00				174,400.00	468,124.00
Drain Open					22/11/2023	1,266,730.00				343,826.00	922,904.00
Drain Open					22/11/2023	868,063.00				235,618.00	632,445.00
Drain Open					28/11/2023	38,146.00				10,354.00	27,792.00
Drain Open					28/11/2023	148,500.00				40,308.00	108,192.00
Drain Open					28/11/2023	138,011.00				37,460.00	100,551.00
Drain Open					28/11/2023	92,825.00				25,196.00	67,629.00
Drain Open					30/11/2023	41,907.00				11,374.00	30,533.00
Drain Open					30/11/2023	151,087.00				41,010.00	110,077.00
Drain Open					30/11/2023	1,308,418.00				355,142.00	953,276.00
Drain Open					30/11/2023	73,791.00				20,028.00	53,763.00
Drain Open					27/01/2024	570,354.00				154,810.00	415,544.00
Drain Open					02/02/2024	132,251.00				35,896.00	96,355.00
Drain Open					02/02/2024	457,760.00				124,250.00	333,510.00
Drain Open					02/02/2024	529,025.00				143,592.00	385,433.00
Drain Open					24/04/2024	148,165.00				20,108.00	128,057.00
Drain Open					30/04/2024	215,695.00				29,273.00	186,422.00
Drain Open					13/05/2024	211,276.00				28,673.00	182,603.00
Drain Open					21/05/2024	23,980.00				3,254.00	20,726.00
Drain Open					18/09/2024	23,897.00				3,243.00	20,654.00



अधिकारी
आर पालिका परिषद्

Drain Open					18/09/2024	458,416.00				62,214.00	396,202.00
Drain Open					03/10/2024	80,394.00				5,455.50	74,938.50
Drain Open					25/10/2024	14,216.00				964.50	13,251.50
Drain Open					11/11/2024	21,901.00				1,486.00	20,415.00
Drain Open					20/12/2024	239,522.00				16,253.50	223,268.50
Drain Open					14/01/2025	977,294.00				66,316.50	910,977.50
Drain Open					21/01/2025	1,253,133.00				85,034.00	1,168,099.00
Drain Open					01/02/2025	640,535.00				43,465.00	597,070.00
Drain Open					01/02/2025	1,609,942.00				109,246.00	1,500,696.00
Drain Closed					05/07/2024	16,800.00				2,280.00	14,520.00
Drain Closed					05/07/2024	20,200.00				2,741.00	17,459.00
Drain Closed					08/08/2024	142,680.00				19,364.00	123,316.00
Drain Closed					22/08/2024	1,421,605.00				192,932.00	1,228,673.00
Drain Closed					09/09/2024	103,300.00				14,019.00	89,281.00
Drain Closed					09/09/2024	23,229.00				3,153.00	20,076.00
Drain Closed					01/10/2024	92,780.00				6,296.00	86,484.00
Drain Closed					17/01/2025	150,190.00				10,191.50	139,998.50
Drain Closed					04/03/2025	518,609.00				35,191.50	483,417.50
Total						29,070,415.00				10,502,157.00	18,568,258.00



अधिकारी
 आधारात पालिका परिषद
 (वैनीताल)

Name of the ULB - NAGAR PALIKA PARISHAD RAMNAGAR
Register of Vehicles

S No.	Name/Description of the Vehicle	No	Date of Purchase	Stores and Spare register reference no.	Total Cost of Purchase Gross Block	Depreciation	Depreciation value as on March 31, 2025 Net Block
1	2		3	4	5	6	7
1	Eicher Canter 6 Wheel	1	22.07.2013	48/2013-14	1,290,000.00	1,225,500.00	64,500.00
2	Tractors Mahindra	1	12.07.2013	48/2013-14	540,000.00	513,000.00	27,000.00
3	Tata Ace	4	06.09.2014	17/2014-15	1,960,000.00	1,862,000.00	98,000.00
4	Mahindra Bolero	1	21.08.2014	17/2014-15	750,921.00	713,370.00	37,551.00
5	E Rikshawa	2	07.09.2019	197/2019-20	2.00	-	2.00
6	Tata Tipper	1	20.03.2020	127/2019-20	1,399,400.00	797,658.00	601,742.00
7	Tata Tipper	1	20.03.2020	127/2019-20	1,399,400.00	797,658.00	601,742.00
8	Tata Ace	6	22.02.2020	123/2019-20	3,711,360.00	2,115,474.00	1,595,886.00
9	Sweeping Machine	1	20.02.2020	125/2019-20	2,869,000.00	1,635,330.00	1,233,670.00
10	Wheel Barrow		01/02/2023		236,000.00	67,260.00	168,740.00
11	Wheel Barrow		01/03/2023		236,000.00	67,260.00	168,740.00
12	Rickshaw		12/04/2023		236,000.00	44,840.00	191,160.00
13	Tractor		05/06/2023		1,890,000.00	359,100.00	1,530,900.00
14	Vehicles other		20/04/2023		8,988,350.00	1,707,786.00	7,280,564.00
15	Vehicles other		21/04/2023		2,211,650.00	420,214.00	1,791,436.00
16	Vehicles other		05/06/2023		3,731,500.00	708,986.00	3,022,514.00
	Total				31,449,583.00	13,035,436.00	18,414,147.00

1. Information to fill the register can be obtained from Register of Stock and stores



(Signature)
अधिकासी अधिकारी
नगर पालिका परिषद्
रामनगर (लेनीताल)

Name of the ULB - NAGAR PALIKA PARISHAD RAMNAGAR
Register of Office and Other Equipment

S No.	Name of the Asset	Location	Quantity	Rate at which purchased	Year of Purchase	Total Cost of Purchase (Gross Block)	Depreciation	Depreciation value as on March 31, 2025 Net Block
1	2	3	4	5	6	7	8	9
1	Air Conditioner	Office	2			2.00	-	2.00
2	Air Conditioner	Chairman	3			3.00	-	3.00
3	Computers	Health	2	30,000.00	15.03.18	60,000.00	57,000.00	3,000.00
4	Computers	Account	2			2.00	-	2.00
5	Computers	Tax	2			2.00	-	2.00
6	Computers	PWC	1			1.00	-	1.00
7	Computers	Nazool	2			2.00	-	2.00
8	Computers	Office	1			1.00	-	1.00
9	Laptop	Tax	1			1.00	-	1.00
10	LED TV	EO	1			1.00	-	1.00
11	Printer	Health	2			2.00	-	2.00
12	Printer	Account	1			1.00	-	1.00
13	Printer	Tax	2			2.00	-	2.00
14	Printer	PWC	1			1.00	-	1.00
15	Printer	Nazool	1			1.00	-	1.00
16	Printer	Office	2			2.00	-	2.00
17	Water Cooler	Office	1			1.00	-	1.00
18	Computers	Office	1			1.00	-	1.00
19	Printer	Office	2			2.00	-	2.00
20	projector	Office	1			1.00	-	1.00
21	Lamination devices	Office	1			1.00	-	1.00
22	Inventor	Office	1			1.00	-	1.00
23	Camera Monitor	Office	1			1.00	-	1.00
24	Stabilizers	Office	3			3.00	-	3.00
25	Laptop	Office	1			1.00	-	1.00
26	Photocopy machine	Office	1			1.00	-	1.00
27	present Machine	Office	1			1.00	-	1.00
28	Air Conditioner	Office	1			1.00	-	1.00



अधिकारी
परिषद्

29	Cooler	Office	8	8.00	-	8.00	8.00
30	Battery			7,000.00	2,660.00		4,340.00
31	Battery			37,000.00	10,545.00		26,455.00
32	Battery			10,500.00	2,994.00		7,506.00
33	Heater		16/01/2023	7,300.00	2,082.00		5,218.00
34	Air Conditioner		10/01/2023	42,500.00	12,114.00		30,386.00
35	CCTV		25/05/2022	20,065.00	5,718.00		14,347.00
36	CCTV		27/05/2022	24,780.00	7,062.00		17,718.00
37	Computers		06/09/2022	50,600.00	28,842.00		21,758.00
38	Refrigerator		22/07/2022	13,000.00	3,705.00		9,295.00
39	Battery		16/01/2023	6,400.00	1,216.00		5,184.00
40	Cooler		01/10/2023	66,500.00	12,636.00		53,864.00
41	Printer		26/07/2023	19,700.00	7,486.00		12,214.00
42	Printer		13/07/2023	31,350.00	11,914.00		19,436.00
43	CCTV		09/10/2023	775,573.00	147,358.00		628,215.00
44	Computers		17/08/2023	62,000.00	23,560.00		38,440.00
45	Computers		13/05/2023	158,100.00	60,078.00		98,022.00
46	Computers		16/11/2023	101,698.00	38,646.00		63,052.00
47	RO		07/03/2024	20,700.00	3,934.00		16,766.00
48	Phone		02/05/2023	13,800.00	5,244.00		8,556.00
49	Heater		07/11/2023	19,824.00	941.50		18,882.50
50	CCTV		21/01/2025	24,190.00	1,149.00		23,041.00
51	CCTV		04/10/2024	248,495.00	11,803.50		236,691.50
52	CCTV		03/12/2024	44,132.00	2,096.50		42,035.50
53	CCTV		14/01/2025	24,400.00	1,159.00		23,241.00
54	Computers		21/01/2025	248,000.00	23,560.00		224,440.00
55	GPS		08/01/2025	98,294.00	9,338.00		88,956.00
56	Water Cooler	Office	17/12/2024	12,000.00	1,140.00		10,860.00
57	Water Cooler	Office	10/06/2024	4,290.00	408.00		3,882.00
58	FIRE BRIGADS		20/06/2024	243,979.00	23,178.00		220,801.00
59	COUNTING MACHINE		03/10/2024	24,490.00	2,326.50		22,163.50
			08/01/2025				
	Total			2,520,707.00	521,894.00		1,998,813.00

Note:

Information to fill the register can be obtained from Register of Tools and Plants.



अधिकाारी
नगर पाणिका परिषद्
महानगर (नेनीताल)

Name of the ULB - NAGAR PALIKA PARISHAD RAMNAGAR

Register of Plant and Machinery

S No.	Name of the Asset	Location	Quantity	Rate at which purchased	Year of Purchase	Total Cost of Purchase (Gross Block)	Depreciation	Depreciation value as on March 31, 2025 Net Block
1	2	3	4	5	6	7	8	9
1	Fogging Machine	Office	1	493,725.00	12.07.2013	493,725.00	469,040.00	24,685.00
2	Park Bench				05/03/2018	46,099.00	35,032.00	11,067.00
3	Compactor	Office	1	647,310.00	06.02.2020	647,310.00	368,964.00	278,346.00
4	Genarator	Office	1			1.00	-	1.00
5	Food Processing Machine				18/08/2021	357,600.00	135,888.00	221,712.00
6	Food Processing Machine				05/03/2022	2,085,000.00	792,300.00	1,292,700.00
7	Food Processing Machine				20/05/2022	247,309.00	70,482.00	176,827.00
8	Expensive Vat / Container / Dust bin				27/05/2023	2,300.00	657.00	1,643.00
9	Expensive Vat / Container / Dust bin				01/09/2023	249,570.00	71,127.00	178,443.00
10	Expensive Vat / Container / Dust bin				11/10/2023	249,570.00	71,127.00	178,443.00
11	Expensive Vat / Container / Dust bin				15/11/2023	229,445.00	65,391.00	164,054.00
12	Expensive Vat / Container / Dust bin				04/03/2023	249,568.00	71,127.00	178,441.00
13	Biometric Machine				01/08/2023	244,160.00	46,390.00	197,770.00
14	Insect Killer Machine				28/11/2023	20,532.00	3,902.00	16,630.00
15	Sky Lift				28/06/2023	1,919,000.00	364,610.00	1,554,390.00
16	Plant & machinery related to Parks				05/06/2023	192,500	365,750.00	1,559,250.00
17	Expensive Vat / Container / Dust bin				12/12/2024	235,000	11,162.50	223,837.50
18	Expensive Vat / Container / Dust bin				17/01/2025	236,000	11,210.00	224,790.00
19	MOTOR PUMP				08/01/2025	24,485	1,163.00	23,322.00
20	MOTOR				21.03.2025	47,880	2,274.50	45,605.50
	Total					9,509,554.00	2,957,597.00	6,551,957.00



(Signature)
 अधिकाारी
 नगर पालिका परिषद्
 रामनगर (नेनीताल)

Note:

Information to fill the register can be obtained from Register of Tools and Plants.

Name of the ULB - NAGAR PALIKA PARISHAD RAMNAGAR

Register of Furniture and Fixtures

S No.	Name of the Asset	Location	Quantity	Rate at which purchased	Year of Purchase	Total Cost of Purchase Gross Block	Depreciation	Depreciation value as on March 31, 2025 Net Block
1	2	3	4	5	6	7	8	9
1	Almirah	Health	6			6.00	-	6.00
2	Chair	Health	13			13.00	-	13.00
3	Table	Health	5			5.00	-	5.00
5	Fan	Health	3			3.00	-	3.00
6	Almirah	Account	6			6.00	-	6.00
7	Chair	Account	6			6.00	-	6.00
8	Table	Account	4			4.00	-	4.00
10	Fan	Account	2			2.00	-	2.00
11	Rack	Account	4			4.00	-	4.00
12	Almirah	office	29			29.00	-	29.00
13	Chair	office	62			62.00	-	62.00
14	Table	office	32			32.00	-	32.00
16	Fan	office	15			15.00	-	15.00
17	Rack	office	7			7.00	-	7.00
18	Table fan	office	3			3.00	-	3.00
19	wooden Almirah	office	3			3.00	-	3.00
20	Small table	office	3			3.00	-	3.00
21	Bench	office	5			5.00	-	5.00
22	Other Furniture & Fixture					17,700.00	6,728.00	10,972.00
23	Other Furniture & Fixture					13,216.00	5,024.00	8,192.00
24	Other Furniture & Fixture					3,739.00	1,420.00	2,319.00
25	Other Furniture & Fixture					50,110.00	19,040.00	31,070.00
26	Other Furniture & Fixture					40,533.00	15,404.00	25,129.00
27	Other Furniture & Fixture				20/05/2022	9,204.00	2,622.00	6,582.00
28	Rack				13/12/2022	44,000.00	12,540.00	31,460.00
29	Table				25/05/2022	108,560.00	30,939.00	77,621.00
30	Almirah				20/05/2022	13,216.00	3,768.00	9,448.00



[Signature]
अधिकाारी
नगरपालिका परिषद्

