



ACCOUNTANT'S COMPILATION REPORT

To
The Executive Officer,
Nagar Palika Parishad Dev Prayag

We have compiled the accompanying financial statements of ULB **Dev Prayag** based on information you have provided. These financial statements comprise the Balance Sheet of ULB **Dev Prayag** as at March 31, 2023, the Statement of Profit and Loss, and Cash Flow Statement for the year then ended, and a summary of significant accounting policies and other explanatory information.

We performed this compilation engagement in accordance with Standard on Related Services 4410 (Revised), Compilation Engagements.

We have applied our expertise in accounting and financial reporting to assist the ULB in the preparation and presentation of these financial statements on the basis of accounting principles described in Note to the financial statements. We have complied with relevant ethical requirements.

These financial statements and the accuracy and completeness of the information used to compile them is the responsibility of the ULB

Since a compilation engagement is not an assurance engagement, we are not required to verify the accuracy or completeness of the information provided by the ULB to us to compile these financial statements. Accordingly, we do not express an audit opinion or a review conclusion on whether these financial statements are prepared in accordance with the basis of accounting principles as described in Note to the financial statements.

As stated in Note to accounts, the financial statements are prepared and presented in accordance with accounting principles as prescribed in Uttarakhand Municipal Accounting Manual-2021. The financial statements are prepared for the purpose described in Note to the financial statements. Accordingly, these financial statements may not be suitable for other purposes.

For **S K Patodia & Associates**
Chartered Accountants
FRN: 112723W

CA Ronak Agarwal
Deputy Team Leader
M.No.: 435771

Head Office : Choice House, Shree Shakambhari Corporate Park,
Plot No. 156-58, J. B. Nagar, Andheri (East), Mumbai - 400 099.
Tel. : +91 22 6707 9444 - Fax : +91 22 6707 9959 - Email : info@skpatodia.in

Offices : New Delhi | Jaipur | Ahmedabad | Kolkata | Bengaluru | Raipur | Hyderabad | Patna | Bhopal | Ranchi | Chandigarh



ANNUAL FINANCIAL STATEMENT (AFS) FOR THE FY 22-23

Consultancy Service for financial management support to urban local bodies for providing human resources in field of accounting with expertise in training and accounting software for preparation of OBS and updating accounts for three years along with AFS ,training implementing MAS.
Cluster V-(Pauri & Tehri)

**Nagar Palika Parishad Dev
Prayag**

Nagar Palika Panchayat- Dev Prayag
Balance Sheet as on 31st March 2023

| Code of Accounts | Description of Items | Schedule No. | Current Year Amount (Rs.) | Previous Year Amount (Rs.) |
|---|---|--------------|---------------------------|----------------------------|
| LIABILITIES | | | | |
| Own Fund Reserve & Surplus | | | | |
| 3-10 | Corporation Fund/ Municipal Fund | B-1 | 14,265,128.16 | 2,594,888.45 |
| 3-11 | Earmarked Funds | B-2 | 1,421,895.80 | 1,421,895.80 |
| 3-12 | Reserves | B-3 | 75,705,429.98 | 64,406,704.66 |
| Total Own Fund Reserves and Surplus | | | 91,392,453.94 | 68,423,488.91 |
| 3-20 | Grants, Contributions for specific purposes | B-4 | 11,479,083.35 | 3,794,965.60 |
| Loans | | | | |
| 3-30 | Secured loans | B-5 | - | - |
| 3-31 | Unsecured loans | B-6 | - | - |
| Total Loans | | | - | - |
| Current Liabilities and Provisions | | | | |
| 3-40 | Deposits received | B-7 | - | - |
| 3-41 | Deposit works | B-8 | - | - |
| 3-50 | Other liabilities (Sundry Creditors) | B-9 | 1,148,109.00 | 1,319,395.00 |
| 3-60 | Provisions | B-10 | - | - |
| Total Current Liabilities and Provisions | | | 1,148,109.00 | 1,319,395.00 |
| TOTAL LIABILITIES | | | 104,019,646.29 | 73,537,849.11 |
| ASSETS | | | | |
| 4-10 | Fixed Assets | B-11 | | |
| | Gross Block | | 143,662,465.00 | 108,229,900.00 |
| 4-11 | Less: Accumulated Depreciation | | 53,261,751.02 | 40,623,195.34 |
| | Net Block | | 90,400,713.98 | 67,606,704.66 |
| 4-12 | Capital work-in-progress | B-12 | - | - |
| Total Fixed Assets | | | 90,400,713.98 | 67,606,704.66 |
| Investments | | | | |
| 4-20 | Investment - General Fund | B-13 | - | - |
| 4-21 | Investment-Other Fund | B-14 | - | - |
| Total Investments Current | | | - | - |
| 4-30 | Stock in hand (Inventories) | B-15 | - | - |
| Sundry Debtors (Receivables) | | | | |
| 4-31 | Gross amount outstanding | B-16 | 601,665.96 | 629,500.70 |
| 4-32 | Less: Accumulated provision | | 14,222.59 | 23,800.00 |
| | Net amount outstanding | | 587,443.37 | 602,940.70 |
| 4-40 | Prepaid expenses | B-17 | - | - |
| 4-50 | Cash and Bank Balances | B-18 | 12,964,615.61 | 5,261,330.75 |
| 4-60 | Loans, advances and deposits | B-19 | 66,873.00 | 66,873.00 |
| 4-61 | Less: Accumulated provision | | - | - |
| | Net amount outstanding | | 66,873.00 | 66,873.00 |
| Total Current Assets, Loans & Advances | | | 13,618,931.98 | 5,931,144.45 |
| 4-70 | Other Assets | B-20 | - | - |
| 4-80 | Miscellaneous Expenditure (to the extent not written off) | B-21 | - | - |
| TOTAL ASSETS | | | 104,019,646.29 | 73,537,849.11 |
| | Notes to the Balance Sheet | B-22 | | |

For S K Patodia & Associates
Chartered Accountants
FRN: 112723W

CA Ronak Agarwal
Deputy Team Leader
M.No.: 435771



श्रीमान् श्री सुभाष चन्द्र शर्मा
नगरपालिका प्रमुख
देव प्रयाग

Nagar Palika Panchayat- Dev Prayag
Income and Expenditure Statement for the period from 01/04/2022 to 31/03/2023


| Code No. | Item/ Head of Account | Schedule No. | Current Year Amount (Rs.) | Previous year Amount (Rs.) |
|------------|--|--------------|---------------------------|----------------------------|
| 1 | 2 | 3 | 4 | 5 |
| | INCOME | | | |
| 1-10 | Tax Revenue | I-1 | 311,148.00 | 5,619.00 |
| 1-20 | Assigned Revenues & Compensation | I-2 | - | - |
| 1-30 | Rental Income from Municipal Properties | I-3 | 333,192.00 | 252,216.00 |
| 1-40 | Fees & User Charges | I-4 | 409,585.00 | 355,786.00 |
| 1-50 | Sale & Hire Charges | I-5 | 141,560.00 | 230,190.00 |
| 1-60 | Revenue, Grants, Contributions & Subsidies | I-6 | 48,703,794.53 | 41,907,399.00 |
| 1-70 | Income from Investments | I-7 | - | - |
| 1-71 | Interest Earned | I-8 | 28,218.00 | 45,332.00 |
| 1-80 | Other Income | I-9 | 9,577.00 | 875.00 |
| 1-90 | Income from Commercial Projects | I-19 | - | - |
| A | Total- INCOME | | 49,937,074.53 | 42,797,417.00 |
| | EXPENDITURE | | | |
| 2-10 | Establishments Expenses | I-10 | 13,443,683.00 | 11,700,005.00 |
| 2-20 | Administrative Expenses | I-11 | 4,581,222.00 | 2,921,183.00 |
| 2-30 | Operations & Maintenance | I-12 | 8,027,429.00 | 15,191,905.00 |
| 2-40 | Interest & Finance Expenses | I-13 | 1,400.14 | 1,437.46 |
| 2-50 | Programme Expenses | I-14 | 3,553,668.00 | 1,239,594.00 |
| 2-60 | Revenue, Grants, Contributions & Subsidies | I-15 | - | - |
| 2-70 | Provisiions & Write-off | I-16 | - | 15,053.75 |
| 2-71 | Miscellaneous Expenses | I-17 | - | - |
| 2-72 | Depreciation | | 12,638,555.68 | 8,909,838.36 |
| B | Total- EXPENDITURE | | 42,245,957.82 | 39,979,016.11 |
| A-B | Gross Surplus/(Deficit) of income over expenditure before Prior Period Items | | 7,691,116.71 | 2,818,400.89 |
| 2-80 | Add :- Prior Period Items (Net) | I-18 | - | - |
| | Gross Surplus/(Deficit) of income over expenditure after Prior Period Items | | 7,691,116.71 | 2,818,400.89 |
| 2-90 | Less:- Transfer to Reserve Funds | | | |
| | Net Balance being surplus/(deficit) carried over to Municipal Fund | | 7,691,116.71 | 2,818,400.89 |

For S K Patodia & Associates
Chartered Accountants
FRN: 112723W



CA Ronak Agarwal
Deputy Team Leader
M.No.: 435771




उपनिवेशी अधिकारी
18 नवंबर 2022
देव प्रयाग

Nagar Palika Panchayat- Devprayag
Statement of Cash Flow Statement as on 31st March 2023

| Particulars | Current Year (Rs.) | Previous Year (Rs.) |
|---|----------------------|-----------------------|
| a. Cash flows from Operating Activities | | |
| Cash Receipt from: | | |
| Taxation | 311,148.00 | 5,619.00 |
| Sales of Goods and Services | 884,337.00 | 838,192.00 |
| Grants related to Revenue/General Grants | 48,703,794.53 | 41,907,399.00 |
| Interest Received | 28,218.00 | 45,332.00 |
| Other Receipts | 9,577.00 | 875.00 |
| Less: Cash Payment for: | | |
| Employee Costs | 13,443,683.00 | 11,700,005.00 |
| Superannuation | - | - |
| Suppliers | 16,162,319.00 | 19,352,682.00 |
| Interest Paid | 1,400.14 | 1,437.46 |
| Other Payments | 12,638,555.68 | 8,924,892.11 |
| Cash generated from/ (used in) operating activities | 7,691,116.71 | 2,818,400.43 |
| Less/ Add: (Increase) / Decrease in Debtors | 15,497.33 | 300,380.75 |
| Less/ Add: (Decrease) / Increase in Current Liabilities | -171,286.00 | 104,840.00 |
| Net cash generated from/ (used in) operating activities (a) | 7,535,328.04 | 3,223,621.18 |
| b. Cash flows from Investing Activities | | |
| (Purchase) of fixed assets & CWIP | -22,794,009.32 | -7,020,840.64 |
| Increase/ (Decrease) in Special funds/ grants | 7,684,117.75 | -7,989,462.70 |
| (Increase)/ Decrease in Earmarked funds | - | - |
| (Purchase) of Investments | - | - |
| (Increase)/ Decrease in Reserve | 11,298,725.32 | 3,820,840.64 |
| Add: | | |
| Proceeds from disposal of assets | | |
| Proceeds from disposal of investments | | |
| Investments income received | | |
| Interest income received | -3,811,166.25 | -11,189,462.70 |
| Net cash generated from/ (used in) investing activities (b) | -3,811,166.25 | -11,189,462.70 |
| c. Cash flows from financing activities | | |
| Add: | | |
| Loan from banks/ others received | - | - |
| Corporation Fund | 3,979,123.00 | - |
| Less: | | |
| Loan repaid during the period | | |
| Loans & advances to employees | | |
| Loans to others | - | 66,873.00 |
| Finance expenses | 3,979,123.00 | -66,873.00 |
| Net cash generated from (used in) financing activities (c) | 7,703,284.79 | -8,032,714.52 |
| Net increase/ (decrease) in cash and cash equivalents (a+ b + c) | 5,261,330.75 | 13,294,045.21 |
| Cash and cash equivalents at beginning of period | 12,964,615.61 | 5,261,330.75 |
| Cash and cash equivalents at end of period | 12,964,615.61 | 5,261,330.75 |
| Cash and Cash equivalents at the end of the year comprises of the following account balances at the end of the year: | | |
| i. Cash Balances | 12,964,615.61 | 5,261,330.75 |
| ii. Bank Balances | - | - |
| iii. Scheduled co-operative banks | - | - |
| iv. Balances with Post offices | - | - |
| v. Balances with other banks | - | - |
| Total | 12,964,615.61 | 5,261,330.75 |

For S K Patodia & Associates
Chartered Accountants
FRN: 112723W

CA Ronak Agarwal
Deputy Team Leader
M.No.: 435771



नगरपालिका विकास
तः नगरपालिका विकास
सिटी नगरपालिका

Schedules to Balance Sheet
Nagar Palika Parishad- Dev Paryag

Schedule B-1: Corporation Fund/ Municipal Fund [Code No. 310]

| Code No. | Particulars | Opening balance as per the last account (Rs.) | Additions during the year (Rs.) | Total (Rs.) | Deductions during the year (Rs.) | Balance at the end of the current year (Rs.) |
|----------|-----------------------------------|---|---------------------------------|---------------|----------------------------------|--|
| 1 | 2 | 3 | 4 | 5 (3+4) | 6 | 7 (5-6) |
| 310-10 | Corporation/ Municipal Fund | 2,594,888.45 | 4,062,123.00 | 6,657,011.45 | | 6,574,011.45 |
| 310-90 | Excess of Income & Expenditure | | 7,691,116.71 | 7,691,116.71 | 83,000.00 | 7,691,116.71 |
| | Total Municipal fund (310) | 2,594,888.45 | 11,753,239.71 | 14,348,128.16 | 83,000.00 | 14,265,128.16 |



Schedules to Balance Sheet
Nagar Palika Parishad- Dev Parvag

| Particulars | (Amount in Rs.) | | | | | | |
|---|-----------------|----------------|----------------|----------------|----------------|----------------|----------------|
| | Special Fund 1 | Special Fund 2 | Special Fund 3 | Special Fund 4 | Special Fund 5 | Special Fund 6 | Special Fund 7 |
| Code No. | | | | | | | |
| (a) Opening Balance | 1,421,895.80 | - | - | - | - | - | - |
| (b) Additions to the Special Fund | | | | | | | |
| (i) Transfer from Municipal Fund | - | - | - | - | - | - | - |
| (ii) Interest earned on special Fund Investment | - | - | - | - | - | - | - |
| (iii) Profit on disposal of Special Fund Investment | - | - | - | - | - | - | - |
| (iv) Appreciation in value of Special Fund Investment | - | - | - | - | - | - | - |
| (v) Other addition (Specify nature) | - | - | - | - | - | - | - |
| Total (b) | - | - | - | - | - | - | - |
| Total (a+b) | 1,421,895.80 | - | - | - | - | - | - |
| (c) Payments out of funds | | | | | | | |
| (i) Capital expenditure on | | | | | | | |
| Fixed Assets* | - | - | - | - | - | - | - |
| Others | - | - | - | - | - | - | - |
| sub-total | - | - | - | - | - | - | - |
| (ii) Revenue Expenditure on | - | - | - | - | - | - | - |
| Salary, Wages and allowances etc. | - | - | - | - | - | - | - |
| Rent | - | - | - | - | - | - | - |
| Other administrative charges | - | - | - | - | - | - | - |
| Sub - total | - | - | - | - | - | - | - |
| (iii) Other: | | | | | | | |
| Loss on disposal of Special Fund Investments | - | - | - | - | - | - | - |
| Diminution in Value of Special Fund Investments | - | - | - | - | - | - | - |
| Transferred to Municipal Fund | - | - | - | - | - | - | - |
| Sub -Total | - | - | - | - | - | - | - |
| Total of (i+ii+iii) (c) | - | - | - | - | - | - | - |
| Net balance at the year end -- (a+b)-(c) | 1,421,895.80 | - | - | - | - | - | - |
| Grant Total of Special Funds | 1,421,895.80 | - | - | - | - | - | - |



Schedules to Balance Sheet
Nagar Palika Parishad- Dev Paryag

Schedule B-3: Reserves [Code No 312]

| Code No. | Particulars | Opening Balance (Rs.) | Addition during the year (Rs.) | Total (Rs.) | Deduction during the year (Rs.) | Balance at the end of the current year (Rs.) |
|----------|------------------------------|-----------------------|--------------------------------|----------------------|---------------------------------|--|
| 1 | 2 | 3 | 4 | 5 (3+4) | 6 | 7 (5-6) |
| 312-10 | Capital Contribution | | | | | |
| 312-11 | Capital Reserve | 75.00 | | 75.00 | - | - |
| 312-12 | Grant against Fixed Assets | 64,406,629.66 | 23,937,281.00 | 88,343,910.66 | 12,638,555.68 | 75,705,354.98 |
| 312-20 | Borrowing Redemption Reserve | - | - | - | - | - |
| 312-40 | Statutory Reserve | - | - | - | - | - |
| 312-50 | General Reserve | - | - | - | - | - |
| 312-60 | Revaluation Reserve | - | - | - | - | - |
| | Total Reserve funds | 64,406,704.66 | 23,937,281.00 | 88,343,985.66 | 12,638,555.68 | 75,705,429.98 |



Schedules to Balance Sheet
Nagar Palika Parishad- Dev Paryog

Schedule B-4: Grants & Contribution for Specific Purposes [Code No. 320]

(Amount in Rs.)

| Particulars | Grants from Central Grant | Grants from State Government | Grants from other Govt. Agencies | Grants from Financial Inst. | Grants from Welfare Bodies | Grants from International Organizations | Others |
|--|---------------------------|------------------------------|----------------------------------|-----------------------------|----------------------------|---|--------|
| Code No. | | | | | | | |
| (a) Opening Balance | 691,850.30 | 3,103,115.30 | | - | - | - | |
| (b) Addition to the Grants* | | | | | | | |
| (i) Grant received during the year | 6,910,518.00 | 64,560,000.00 | - | - | - | - | |
| (ii) Interest/Dividend earned on Grant Investments | 12,421.00 | 82,822.00 | - | - | - | - | |
| (iii) Profit on disposal of Grant Investments | - | - | - | - | - | - | |
| (iv) Appreciation in Value of Grant Investments | - | - | - | - | - | - | |
| (v) Other addition (Specify nature) | - | - | - | - | - | - | |
| Total (b) | 6,922,939.00 | 64,642,822.00 | - | - | - | - | |
| Total (a+b) | 7,614,789.30 | 67,745,937.30 | - | - | - | - | |
| (c) Payments out of funds | | | | | | | |
| (i) Capital Expenditure on | | | | | | | |
| Fixed Assets* | 1,045,818.00 | 22,891,463 | - | - | - | - | |
| Others | - | - | - | - | - | - | |
| Sub - total | 1,045,818.00 | 22,891,463.00 | - | - | - | - | |
| (ii) Revenue Expenditure on | | | | | | | |
| Salary, Wages and allowances etc. | - | - | - | - | - | - | |
| Rent | - | - | - | - | - | - | |
| Others | 2,633,518 | 37,310,844 | - | - | - | - | |
| Sub - total | 2,633,518 | 37,310,844 | - | - | - | - | |
| (iii) Other: | | | | | | | |
| Loss on disposal of grant Investments | - | - | - | - | - | - | |
| Dimutation in Value of Grant Investments | - | - | - | - | - | - | |
| Inter grant/bank charges Grants Refunded | - | - | - | - | - | - | |
| Others | - | - | - | - | - | - | |
| Sub -total | - | - | - | - | - | - | |
| Total (c) [(i)+(ii)+(iii)] | 3,679,336.00 | 60,202,307 | - | - | - | - | |
| Net balance as on at the year end-- (a+b)-(c) | 3,935,453.30 | 7,543,630.05 | - | - | - | - | |
| Total Grants & Contribution for Specific Purposes | 3,935,453.30 | 7,543,630.05 | - | - | - | - | |



Schedules to Balance Sheet
Nagar Palika Parishad- Dev Paryag

Schedule B-5: Secured Loans [Code No 330]

| Code No. | Particulars | Current Year Amount (Rs.) | Previous Year Amount (Rs.) |
|----------------------------|---|------------------------------|-------------------------------|
| 1 | 2 | 3 | 4 |
| 330-10 | Secured Loans from Central Government | - | - |
| 330-20 | Secured Loans from State government | - | - |
| 330-30 | Secured Loans from Govt. bodies & Associations | - | - |
| 330-40 | Secured Loans from international agencies | - | - |
| 330-50 | Secured Loans from banks & other financial institutions | - | - |
| 330-60 | Other Term Loans | - | - |
| 330-70 | Bonds & debentures | - | - |
| 330-80 | Other Loans | - | - |
| Total Secured Loans | | - | - |



Schedules to Balance Sheet
Nagar Palika Parishad- Dev Paryag

Schedule B-6: Unsecured Loans [Code No 331]

| Code No. | Particulars | Current Year Amount (Rs.) | Previous Year Amount (Rs.) |
|------------------------|---|---------------------------|----------------------------|
| 1 | 2 | 3 | 4 |
| 331-10 | Unsecured Loans from Central Government | - | - |
| 331-20 | Unsecured Loans from State government | - | - |
| 331-30 | Unsecured Loans from Govt. bodies & Associations | - | - |
| 331-40 | Unsecured Loans from international agencies | - | - |
| 331-50 | Unsecured Loans from banks & other financial institutions | - | - |
| 331-60 | Other Term Loans | - | - |
| 331-70 | Bonds & debentures | - | - |
| 331-80 | Other Loans | - | - |
| Total Un-Secured Loans | | - | - |

Schedule B-7: Deposits Received [Code No 340]

| Code No. | Particulars | Current Year Amount (Rs.) | Previous Year Amount (Rs.) |
|-------------------------|--|---------------------------|----------------------------|
| 1 | 2 | 3 | 4 |
| 340-10 | Deposits From Contractors and suppliers | - | - |
| 340-20 | Refundable Deposits received for revenue connections | - | - |
| 340-30 | Deposit from staff | - | - |
| 340-80 | Deposit - Others | - | - |
| Total deposits received | | - | - |

Schedule B-8: Deposit Works [Code No 341]

| Code No. | Name of Funding agency | Amount in Rs. | | | | |
|------------------------|------------------------|--|---|---------------------------------------|--|---------------|
| | | Opening balance as the beginning of the year Amount (Rs) | Additions during the current year Amount (Rs) | Utilisation / expenditure Amount (Rs) | Balance outstanding at the end of the current year Amount (Rs) | Income earned |
| 1 | 2 | 3 | 4 | 5 | 6 | 7 |
| 341-10-01 | | - | - | - | - | - |
| 341-10-02 | | - | - | - | - | - |
| 341-10-03 | | - | - | - | - | - |
| 341-10-04 | | - | - | - | - | - |
| Total of deposit works | | - | - | - | - | - |



Schedules to Balance Sheet
Nagar Palika Parishad- Dev Paryag

Schedule B-9: Other Liabilities [Code No 350]

| Code No. | Particulars | Current Year Amount (Rs.) | Previous Year Amount (Rs.) |
|---|--------------------------------|---------------------------|----------------------------|
| 1 | 2 | 3 | 4 |
| 350-10 | Creditors | 367,892.00 | 238,254.00 |
| 350-11 | Employee Liabilities | 709,889.00 | 1,050,370.00 |
| 350-12 | Interest Accrued and Due | | |
| 350-20 | Recoveries Payable | 70,328.00 | 30,771.00 |
| 350-30 | Government Dues Payable | | |
| 350-40 | Refunds Payable | - | - |
| 350-41 | Advance Collection of Revenues | - | - |
| 350-80 | Others | - | - |
| Total Other liabilities (Sundry Creditors) | | 1,148,109.00 | 1,319,395.00 |

Schedule B-10: Provisions [Code No. 360]

| Code No. | Particulars | Current Year Amount (Rs.) | Previous Year Amount (Rs.) |
|-------------------------|------------------------|---------------------------|----------------------------|
| 1 | 2 | 3 | 4 |
| 360-10 | Provision for Expenses | | - |
| 360-20 | Provision for Interest | - | - |
| 360-30 | Other Provisions | - | - |
| Total Provisions | | - | - |



Schedules to Balance Sheet
Nager Palika Parishad- Dev Prayag

Schedule B-11: Fixed Assets [Code No 410 & 411]

| Code No | Particulars | Gross Block | | | | Accumulated Depreciation | | | | Net Block | |
|---------|--|-----------------------|-----------------------------|------------------------------|------------------------------|--------------------------|-----------------------------|------------------------------|------------------------------|----------------------------|---------------------------------|
| | | Opening Balance | Additions during the period | Deductions during the period | Total at the end of the year | Opening Balance | Additions during the period | Deductions during the period | Total at the end of the year | At the end of current year | At the end of the previous year |
| 1 | 2 | 3 | 4 | 5 | 6 | 7 | 8 | 9 | 10 | 11 | 12 |
| 410-10 | Land | 74.00 | - | - | 74.00 | - | - | - | - | 74.00 | 74.00 |
| 410-20 | Buildings | 13,614,299.00 | - | - | 13,614,299.00 | 3,856,558.96 | 431,572.96 | - | 4,288,132.92 | 9,326,166.08 | 9,757,739.04 |
| 410-21 | Parks & Playgrounds | 4.00 | 8,444,500.00 | - | 8,444,504.00 | - | 1,095,815.50 | - | 1,095,815.50 | 7,348,688.50 | 4.00 |
| | Infrastructure Assets | | | | | | | | | | |
| 410-30 | Roads and Bridges | 28,124,837.00 | 5,648,948.00 | - | 33,773,786.00 | 16,996,090.00 | 4,144,486.95 | - | 21,140,576.95 | 12,631,209.05 | 11,128,747.00 |
| 410-31 | Sewerage and drainage | 8,921,101.00 | - | - | 8,921,101.00 | 3,663,152.48 | 410,782.56 | - | 4,073,935.04 | 2,847,165.56 | 3,257,948.52 |
| 410-32 | Waterways | - | - | - | - | - | - | - | - | - | - |
| 410-33 | Public Lighting | 9,366,712.00 | 5,423,942.00 | - | 14,790,654.00 | 2,385,340.56 | 2,810,224.26 | - | 5,195,564.82 | 9,595,089.18 | 6,981,371.44 |
| | Other assets | | | | | | | | | | |
| 410-40 | Plants & Machinery | 881,890.00 | 2,415,554.00 | - | 3,307,444.00 | 279,689.55 | 314,207.18 | - | 593,896.73 | 2,713,547.27 | 812,200.45 |
| 410-50 | Vehicles | 1,516,243.00 | 2,616,000.00 | - | 4,132,243.00 | 436,628.12 | 392,562.80 | - | 829,191.92 | 3,303,051.08 | 1,079,613.88 |
| 410-60 | Office & other equipment | 13.00 | 35,160.00 | - | 35,173.00 | - | 3,340.20 | - | 3,340.20 | 31,832.80 | 13.00 |
| 410-70 | Furniture, fixtures, fittings and electrical appliances | 4,015,417.00 | - | - | 4,015,417.00 | 627,681.01 | 381,464.62 | - | 1,009,145.63 | 3,006,271.37 | 3,387,735.99 |
| 410-22 | Statues, heritage assets, antiques & other works of art | 1.00 | - | - | 1.00 | - | - | - | - | 1.00 | 1.00 |
| 410-80 | Other fixed assets and non-current assets (includes Intangible Assets) | 43,779,309.00 | 10,848,460.00 | - | 54,627,769.00 | 12,378,052.66 | 2,654,098.65 | - | 15,032,151.31 | 39,595,617.69 | 31,401,256.34 |
| | Total | 108,229,900.00 | 35,432,565.00 | - | 143,662,465.00 | 40,623,195.34 | 12,638,555.68 | - | 53,261,751.02 | 90,400,713.98 | 67,606,704.66 |



Schedules to Balance Sheet
Nagar Palika Parishad- Dev Prayag

Schedule B-12: Capital Work in Progress (CWIP) - [Code 412]

| Details of Fixed Asset head* | CWIP at the beginning of FY | CWIP created during the year | CWIP capitalised during the year | CWIP at the end of FY (E=B+C-D) |
|------------------------------|-----------------------------|------------------------------|----------------------------------|------------------------------------|
| (A) | (B) | (C) | (D) | (E=B+C-D) |
| Buildings | - | - | - | - |
| Parks and Playgrounds | - | - | - | - |
| Roads and Bridges | - | - | - | - |
| Sewerage and Drainage | - | - | - | - |
| Water Ways | - | - | - | - |
| Public Lighting | - | - | - | - |
| Plant and Machinery | - | - | - | - |
| Total | - | - | - | - |

* A list of Contract-wise CWIP at the end of the FY will be annexed to this schedule

Schedule B-13: Investments - General Fund [Code 420]

Amount Rs.

| Code No. | Particulars | With whom invested | Face value (Rs.) | Current year Carrying Cost (Rs) | Previous year Carrying Cost (Rs) |
|--|-------------------------------|--------------------|------------------|---------------------------------|----------------------------------|
| 1 | 2 | 3 | 4 | 5 | 6 |
| 420-10 | Central Government Securities | | - | - | - |
| 420-20 | State Government Securities | | - | - | - |
| 420-30 | Debenture and Bonds | | - | - | - |
| 420-40 | Preference Shares | | - | - | - |
| 420-50 | Equity Shares | | - | - | - |
| 420-60 | Units of Mutual Funds | | - | - | - |
| 420-80 | Other Investments | | - | - | - |
| Total of Investments General Fund | | | | | |



Schedules to Balance Sheet
Nagar Palika Parishad- Dev Prayag

Schedule B-14: Investments - Other Funds [Code 421]

| Code No. | Particulars | With whom invested | Face value (Rs.) | Current year Carrying Cost (Rs) | Previous year Carrying Cost (Rs) |
|-----------------------------------|-------------------------------|--------------------|------------------|---------------------------------|----------------------------------|
| 1 | 2 | 3 | 4 | 5 | 6 |
| 421-10 | Central Government Securities | | - | - | - |
| 421-20 | State Government Securities | | - | - | - |
| 421-30 | Debenture and Bonds | | - | - | - |
| 421-40 | Preference Shares | | - | - | - |
| 421-50 | Equity Shares | | - | - | - |
| 421-60 | Units of Mutual Funds | | - | - | - |
| 421-80 | Other Investments | | - | - | - |
| Total of Investments Other | | | | - | - |

Schedule B-15: Stock in Hand (Inventories) [Code 430]

| Code No. | Particulars | Current Year Amount (Rs.) | Previous Year Amount (Rs.) |
|----------------------------|-------------|---------------------------|----------------------------|
| 1 | 2 | 3 | 4 |
| 430-10 | Stores | - | - |
| 430-20 | Loose Tools | - | - |
| 430-30 | Others | - | - |
| Total Stock in hand | | - | - |



Schedules to Balance Sheet
Nagar Palika Parishad- Dev Prayag

Schedule B-16: Sundry Debtors (Receivables) [Code No 431]

| Code No. | Particulars | Gross Amount (Rs.) | Provision for outstanding revenue (Rs.) | Net Amount (Rs.) | Previous Year Net Amount (Rs.) |
|----------|---|--------------------|---|-------------------|--------------------------------|
| 1 | 2 | 3 | 4 (Code No. 432) | 5= 3 - 4 | 6 |
| 431-10 | Receivables for Property Taxes | | | | |
| | Current Year | 351,565.58 | | 351,565.58 | 447,305.70 |
| | Receivables outstanding for more than 2 years but not exceeding 3 years | 19,827.94 | 4,956.98 | 14,870.95 | |
| | 3 years to 4 years | 5,560.78 | 2,780.39 | 2,780.39 | |
| | 4 years to 5 years | 1,489.77 | 1,117.33 | 372.44 | |
| | More than 5 years/ Sick or Closed Industries | 5,367.89 | 5,367.89 | - | |
| | Sub - total | 383,811.96 | 14,222.59 | 369,589.37 | 447,305.70 |
| | Less: State Govt Cesses/ levies in Property Taxes - Control account | - | - | - | - |
| | Net Receivables of Property Taxes | 383,811.96 | 14,222.59 | 369,589.37 | 447,305.70 |
| 431-19 | Receivables of Other Taxes | | | | |
| | Current Year | - | - | - | - |
| | Receivables outstanding for more than 2 years but not exceeding 3 years | - | - | - | - |
| | 3 years to 4 years | - | - | - | - |
| | More than 5 years/ Sick or Closed Industries | - | - | - | - |
| | Sub - total | - | - | - | - |
| | Less: State Govt Cesses/ levies in Property Taxes - Control account | - | - | - | - |
| | Net Receivables of Other Taxes | - | - | - | - |
| 431-30 | Receivables of Cess | | | | |
| | Current Year | - | - | - | - |
| | Receivables outstanding for more than 2 years but not exceeding 3 years | - | - | - | - |
| | 3 years to 4 years | - | - | - | - |
| | More than 5 years/ Sick or Closed Industries | - | - | - | - |
| | Sub - total | - | - | - | - |
| 431-40 | Receivables from Other Sources | | | | |
| | Current Year | 217,854.00 | - | 217,854.00 | 155,635.00 |
| | Receivables outstanding for more than 2 years but not exceeding 3 years | - | - | - | - |
| | 3 years to 4 years | - | - | - | - |
| | More than 5 years/ Sick or Closed Industries | - | - | - | - |
| | Sub - total | 217,854.00 | - | 217,854.00 | 155,635.00 |
| | Total of Sundry Debtors (Receivables) | 601,665.96 | 14,222.59 | 587,443.37 | 602,940.70 |

Note:

The provision made against accrual items would not affect the opening/closing balances of the Demand and Collection Ledgers for the purpose of recovery dues from the concerned parties/individuals.



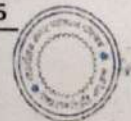
Schedules to Balance Sheet
Nagar Palika Parishad- Dev Prayag

Schedule B-17: Prepaid Expenses [Code No 440]

| Code No. | Particulars | Current Year Amount (Rs.) | Previous year Amount (Rs) |
|-------------------------------|--------------------------|---------------------------|---------------------------|
| 1 | 2 | 3 | 4 |
| 440-10 | Establishment | - | - |
| 440-20 | Administrative | - | - |
| 440-30 | Operations & maintenance | - | - |
| Total Prepaid expenses | | - | - |

Schedule B-18: Cash and Bank Balances [Code No 450]

| Code No. | Particulars | Current Year Amount (Rs.) | Previous year Amount (Rs) |
|--|------------------------------|---------------------------|---------------------------|
| 1 | 2 | 3 | 4 |
| 450-10 | Cash | - | - |
| Balance with Bank - Municipal Funds | | | |
| 450-21 | Nationalised Banks | 1,485,487.06 | 1,466,365.95 |
| 450-22 | Other Scheduled Banks | - | - |
| 450-23 | Scheduled Co-operative Banks | - | - |
| 450-24 | Post Office | - | - |
| 450-25 | Treasury account | - | - |
| Sub-total | | 1,485,487.06 | 1,466,365.95 |
| Balance with Bank - Special Funds | | | |
| 450-41 | Nationalised Banks | - | - |
| 450-42 | Other Scheduled Banks | - | - |
| 450-43 | Scheduled Co-operative Banks | 355,605.75 | 779,232.00 |
| 450-44 | Post Office | - | - |
| Sub-total | | 355,605.75 | 779,232.00 |
| Balance with Bank - Grant Funds | | | |
| 450-61 | Nationalised Banks | 6,254,408.80 | 3,015,732.80 |
| 450-62 | Other Scheduled Banks | - | - |
| 450-63 | Scheduled Co-operative Banks | - | - |
| 450-64 | Post Office | - | - |
| 460-65 | Treasury-Grants Funds | 4,869,114.00 | - |
| Sub-total | | 11,123,522.80 | 3,015,732.80 |
| Total Cash and Bank balances | | 12,964,615.61 | 5,261,330.75 |



Schedules to Balance Sheet
Nagar Palika Parishad- Dev Paryag

Schedule B-19: Loans, advances and deposits [Code 460]

| Code No. | Particulars | Opening Balance at the beginning of the year (Rs.) | Paid during the current year (Rs.) | Recovered during the year (Rs.) | Balance outstanding at the end of the year (Rs.) |
|----------|---|--|------------------------------------|---------------------------------|--|
| 1 | 2 | 3 | 4 | 5 | 6 |
| 460-10 | Loans and advances to employees | - | - | - | - |
| 460-20 | Employee Provident Fund Loans | - | - | - | - |
| 460-30 | Loans to Others | - | - | - | - |
| 460-40 | Advance to Suppliers and Contractor | - | - | - | - |
| 460-50 | Advance to Others | - | - | - | - |
| 460-60 | Deposit with External Agencies | 66,873.00 | - | - | 66,873.00 |
| 460-80 | Other Current Assets | - | - | - | - |
| | Sub -Total | 66,873.00 | - | - | 66,873.00 |
| 461- | Less: Accumulated Provisions against Loans, Advances and Deposits (Schedule B - 18 (a)) | - | - | - | - |
| | Total Loans, advances, and deposits | 66,873.00 | - | - | 66,873.00 |

Schedule B-19 (1): Accumulated Provisions against Loans, Advances, and Deposits (Code No 461)

| Code No. | Particulars | Current Year Amount (Rs.) | Previous year Amount (Rs.) |
|----------|------------------------------------|---------------------------|----------------------------|
| 1 | 2 | 3 | 4 |
| 461-10 | Loans to Others | - | - |
| 461-20 | Advances | - | - |
| 461-30 | Deposits | - | - |
| | Total Accumulated Provision | - | - |

Schedule B-20: Other Assets [Code No 470]

| Code No. | Particulars | Current Year Amount (Rs.) | Previous year Amount (Rs.) |
|----------|------------------------------|---------------------------|----------------------------|
| 1 | 2 | 3 | 4 |
| 470-10 | Deposit Works | - | - |
| 470-20 | Other asset control accounts | - | - |
| | Total Other Assets | - | - |

Schedule B-21: Miscellaneous Expenditure (to the extent not written off) [Code No 480]

| Code No. | Particulars | Current Year Amount (Rs.) | Previous year Amount (Rs.) |
|----------|--|---------------------------|----------------------------|
| 1 | 2 | 3 | 4 |
| 480-10 | Loan issue expenses deferred | - | - |
| 480-20 | Discount on issue of loans | - | - |
| 480-30 | Deferred Revenue Expenses | - | - |
| 480-90 | Others | - | - |
| | Total Miscellaneous Expenditure | - | - |



Schedules to Income and Expenditure Account
Nagar Palika Parishad- Dev Prayag

Schedule I-1: Tax Revenue [Code No 110]

| Minor Code No | Particulars | Current year (Rs.) | Previous year (Rs.) |
|---------------|--|--------------------|---------------------|
| 1 | 2 | 3 | 4 |
| 110-01 | Property tax | 311,148.00 | 303,948.00 |
| 110-02 | Water tax | - | - |
| 110-03 | Sewerage Tax | - | - |
| 110-04 | Conservancy Tax | - | - |
| 110-05 | Lighting Tax | - | - |
| 110-07 | Vehicle Tax | - | - |
| 110-08 | Tax on Animals | - | - |
| 110-11 | Advertisement tax | - | - |
| 110-12 | Pilgrimage Tax | - | - |
| 110-80 | Other taxes | - | - |
| | Sub-total | 311,148.00 | 303,948.00 |
| 110-90 | Less | - | 298,329.00 |
| | Tax Remissions and Refund [Schedule I - 1 (a)] | - | 298,329.00 |
| | Sub-total | - | 298,329.00 |
| | Total tax revenue | 311,148.00 | 5,619.00 |

Schedule I-1 (a): Remission and Refund of taxes

| Code No. | Particulars | Current Year Amount (Rs.) | Previous Year Amount (Rs.) |
|----------|---|---------------------------|----------------------------|
| 1 | 2 | 3 | 4 |
| 1100100 | Property taxes | - | - |
| 1101100 | Advertisement tax | - | - |
| 1108000 | Others | - | - |
| | Total refund and remission of tax revenues | - | - |

Note: The totals of this Schedule should be equal to the amount as per the total in Schedule I - 1



Schedules to Income and Expenditure Account
Nagar Palika Parishad- Dev Prayag

Schedule I-2: Assigned Revenues & Compensation (Code No 120)

| Code No. | Particulars | Current Year Amount (Rs.) | Previous Year Amount (Rs.) |
|---|---------------------------------------|---------------------------|----------------------------|
| 1 | 2 | 3 | 4 |
| 120-10 | Taxes and Duties collected by others | - | - |
| 120-20 | Compensation in lieu of Taxes/ duties | - | - |
| 120-30 | Compensation in lieu of Concessions | - | - |
| Total assigned revenues & compensation | | - | - |

Schedule I-3: Rental income from Municipal Properties (Code No 130)

| Code No. | Particulars | Current Year Amount (Rs.) | Previous Year Amount (Rs.) |
|--|-------------------------------------|---------------------------|----------------------------|
| 1 | 2 | 3 | 4 |
| 130-10 | Rent from Civic Amenities | 335,952.00 | 326,016.00 |
| 130-20 | Rent from Office Buildings | - | - |
| 130-30 | Rent from Guest Houses | - | - |
| 130-40 | Rent from lease of lands | - | - |
| 130-80 | Other rents | | |
| Sub-Total | | 335,952.00 | 326,016.00 |
| 130-90 | Less: Rent Remission and Refunds | -2,760.00 | -73,800.00 |
| Sub-total | | -2,760.00 | -73,800.00 |
| Total Rental Income from Municipal Properties | | 333,192.00 | 252,216.00 |



Schedules to Income and Expenditure Account
Nagar Palika Parishad- Dev Prayag

Schedule I-4: Fees & User Charges [Code No 140]

| Code No. | Particulars | Current Year Amount (Rs.) | Previous Year Amount (Rs.) |
|--|-------------------------------------|------------------------------|-------------------------------|
| 1 | 2 | 3 | 4 |
| 140-10 | Empanelment & Registration Charges | 13,000.00 | 6,000.00 |
| 140-11 | Licensing Fees | 14,220.00 | 4,570.00 |
| 140-12 | Fees for Grant of Permit | - | 1,010.00 |
| 140-13 | Fees for Certificate or Extract | 2,500.00 | - |
| 140-14 | Development Charges | - | - |
| 140-15 | Regularisation Fees | - | - |
| 140-20 | Penalties and Fines | 13,800.00 | 1,000.00 |
| 140-40 | Other Fees | 365,265.00 | 343,056.00 |
| 140-50 | User Charges | 800.00 | 150.00 |
| 140-60 | Entry Fees | - | - |
| 140-70 | Service/ Administrative Charges | - | - |
| 140-80 | Other Charges | - | - |
| Sub-Total | | 409,585.00 | 355,786.00 |
| 140-90 | Less: Rent Remission and Refunds | - | - |
| Sub-total | | - | - |
| Total income from Fees & User Charges | | 409,585.00 | 355,786.00 |



Schedules to Income and Expenditure Account
Nagar Palika Parishad- Dev Prayag

Schedule I-5: Sale & Hire Charges [Code No 150]

| Detailed Head Code | Particulars | Current Year Amount (Rs.) | Previous Year Amount (Rs.) |
|--|------------------------------|---------------------------|----------------------------|
| 1 | 2 | 3 | 4 |
| 150-10 | Sale of Products | 20,000.00 | 145,190.00 |
| 150-11 | Sale of Forms & Publications | 121,560.00 | 85,000.00 |
| 150-12 | Sale of stores & scrap | - | - |
| 150-30 | Sale of Others | - | - |
| 150-40 | Hire Charges for Vehicles | - | - |
| 150-41 | Hire Charges for Equipment | - | - |
| Total income from Sale & Hire charges | | 141,560.00 | 230,190.00 |

Schedule I-6: Revenue Grants, Contributions & Subsidies [Code No160]

| Code No. | Particulars | Current Year Amount (Rs.) | Previous Year Amount (Rs.) |
|--|------------------------------|---------------------------|----------------------------|
| 1 | 2 | 3 | 4 |
| 160-10 | Revenue Grant | 48,703,794.53 | 41,907,399.00 |
| 160-20 | Re-imbusement of expenses | - | - |
| 160-30 | Contribution towards schemes | - | - |
| Total Revenue Grants, Contributions & Subsidies | | 48,703,794.53 | 41,907,399.00 |

Schedule I-7: Income from Investments - General Fund [Code No 170]

| Code No | Particulars | Current Year Amount (Rs.) | Previous Year Amount (Rs.) |
|--------------------------------------|-------------------------------|---------------------------|----------------------------|
| 1 | 2 | 3 | 4 |
| 170-10 | Interest on Investments | - | - |
| 170-20 | Dividend | - | - |
| 170-40 | Profit in Sale of Investments | - | - |
| 170-80 | Others | - | - |
| Total Income from Investments | | - | - |



Schedules to Income and Expenditure Account
Nagar Palika Parishad- Dev Prayag

Schedule I-8: Interest Earned [Code No 171]

| Code No. | Particulars | Current Year Amount (Rs.) | Previous Year Amount (Rs.) |
|---------------------------------|-----------------------------------|---------------------------|----------------------------|
| 1 | 2 | 3 | 4 |
| 171-10 | Interest from Bank Accounts | 28,218.00 | 45,332.00 |
| 171-20 | Interest on Loans and advances to | - | - |
| 171-30 | Interest on loans to others | - | - |
| 171-40 | Other Interest | - | - |
| Total. - Interest Earned | | 28,218.00 | 45,332.00 |

Schedule I-9: Other Income [Code No180]

| Code No. | Particulars | Current Year Amount (Rs.) | Previous Year Amount (Rs.) |
|----------------------------|-----------------------------------|---------------------------|----------------------------|
| 1 | 2 | 3 | 4 |
| 180-10 | Deposits Forfeited | - | - |
| 180-11 | Lapsed Deposits | - | - |
| 180-20 | Insurance Claim Recovery | - | - |
| 180-30 | Profit on Disposal of Fixed asses | - | - |
| 180-40 | Recovery from Employees | - | - |
| 180-50 | Unclaimed Refund/Liabilities | - | - |
| 180-60 | Excess Provisions written back | 9,577.00 | 875.00 |
| 180-80 | Miscellaneous Income | - | - |
| Total. Other Income | | 9,577.00 | 875.00 |

Schedule I-19: Income from Projects taken on Commercial basis [Code No 190]

| Code No | Particulars | Current Year Amount (Rs.) | Previous Year Amount (Rs.) |
|--|---------------------------------|---------------------------|----------------------------|
| 1 | 2 | 3 | 4 |
| 190-10 | Income from commercial projects | - | - |
| 190-10 | Income from Deposit works | - | - |
| Total Income from Commercial projects | | - | - |



Schedules to Income and Expenditure Account
Nagar Palika Parishad- Dev Prayag

Schedule I-10: Establishment Expenses [code no 210]

| Code No. | Particulars | Current Year Amount (Rs.) | Previous Year Amount (Rs.) |
|----------|--------------------------------------|---------------------------|----------------------------|
| 1 | 2 | 3 | 4 |
| 210-10 | Salaries, Wages and Bonus | 9,562,604.00 | 8,075,417.00 |
| 210-20 | Benefits and Allowances | 13,076.00 | 30,755.00 |
| 210-30 | Pension | 3,868,003.00 | 3,593,833.00 |
| 210-40 | Other Terminal & Retirement Benefits | | |
| | Total establishment expenses | 13,443,683.00 | 11,700,005.00 |

Schedule I-11: Administrative Expenses [Code No 220]

| Code No. | Particulars | Current Year Amount (Rs.) | Previous Year Amount (Rs.) |
|----------|--------------------------------------|---------------------------|----------------------------|
| 1 | 2 | 3 | 4 |
| 220-10 | Rent, Rates and Taxes | - | 3,000.00 |
| 220-11 | Office maintenance | 2,332,849.00 | 1,658,157.00 |
| 220-12 | Communication Expenses | 28,012.00 | 27,888.00 |
| 220-20 | Books & Periodicals | - | - |
| 220-21 | Printing and Stationery | 190,777.00 | 46,962.00 |
| 220-30 | Travelling & Conveyance | 487,197.00 | 310,374.00 |
| 220-40 | Insurance | 377,239.00 | 233,074.00 |
| 220-50 | Audit Fees | - | - |
| 220-51 | Legal Expenses | 108,500.00 | 68,500.00 |
| 220-52 | Professional and other Fees | 200,600.00 | 311,000.00 |
| 220-60 | Advertisement and Publicity | 638,232.00 | 217,483.00 |
| 220-61 | Membership & subscriptions | - | - |
| 220-80 | Other Administrative Expenses | 217,816.00 | 44,745.00 |
| | Total administrative expenses | 4,581,222.00 | 2,921,183.00 |



Schedules to Income and Expenditure Account
Nagar Palika Parishad- Dev Prayag

Schedule I-12: Operations and Maintenance [Code No 230]

| Code No. | Particulars | Current Year Amount (Rs.) | Previous Year Amount (Rs.) |
|--|---|---------------------------|----------------------------|
| 1 | 2 | 3 | 4 |
| 230-10 | Power & Fuel | | |
| 230-20 | Bulk Purchases | | - |
| 230-30 | Consumption of Stores | 100,000.00 | 8,409,275.00 |
| 230-40 | Hire Charges | | |
| 230-41 | Repairs & maintenance - Statues & Heritage asstes | | |
| 230-50 | Repairs & maintenance -Infrastructure Assets | 1,043,710.00 | 2,441,955.00 |
| 230-51 | Repairs & maintenance - Civic Amenities | 1,020,340.00 | 409,453.00 |
| 230-52 | Repairs & maintenance - Buildings | 976,511.00 | 389,848.00 |
| 230-53 | Repairs & maintenance - Vehicles | 44,000.00 | 10,622.00 |
| 230-59 | Repairs & maintenance - Others | - | 9,000.00 |
| 230-80 | Other operating & maintenance expenses | 4,842,868.00 | 3,521,752.00 |
| Total Operating & Maintenance Expense | | 8,027,429.00 | 15,191,905.00 |

Schedule I-13: Interest & Finance Charges [Code No 240]

| Code No. | Particulars | Current Year Amount (Rs.) | Previous Year Amount (Rs.) |
|---|---|---------------------------|----------------------------|
| 1 | 2 | 3 | 4 |
| 240-10 | Interest on Loans from the Central Government | - | - |
| 240-20 | Interest on Loans from the State Government | - | - |
| 240-30 | Interest on Loans from Government Bodies & associations | - | - |
| 240-40 | Interest on Loans from International Agencies | - | - |
| 240-50 | Interest on Loans from Banks & Other Financial Institutions | - | - |
| 240-60 | Other Interest | - | - |
| 240-70 | Bank Charges | 1,400.14 | 1,437.46 |
| 240-80 | Other Finance Expenses | - | - |
| Total Interest & Finance Charges | | 1,400.14 | 1,437.46 |



**Schedules to Income and Expenditure Account
Nagar Palika Parishad- Dev Prayag**

Schedule I-14: Programme Expenses [Code No 250]

| Code No. | Particulars | Current Year Amount (Rs.) | Previous Year Amount (Rs.) |
|----------|---------------------------------|---------------------------|----------------------------|
| 1 | 2 | 3 | 4 |
| 250-10 | Election Expenses | | - |
| 250-20 | Own Programmes | 3,553,668.00 | 1,239,594.00 |
| 250-30 | Share in Programmes of others | - | - |
| | Total Programme Expenses | 3,553,668.00 | 1,239,594.00 |

Schedule I-15: Revenue Grants, Contributions & Subsidies [Code No 260]

| Code No. | Particulars | Current Year Amount (Rs.) | Previous Year Amount (Rs.) |
|----------|--|---------------------------|----------------------------|
| 1 | 2 | 3 | 4 |
| 260-10 | Grants Given (Give details) | - | - |
| 260-20 | Contributions Given (Give details) | - | - |
| 260-30 | Subsidies Given (Give details) | - | - |
| | Total Revenue Grants, Contributions & Subsidies given | - | - |

Schedule I-16: Provisions & Write off [Code No 270]

| Code No. | Particulars | Current Year Amount (Rs.) | Previous Year Amount (Rs.) |
|----------|---|---------------------------|----------------------------|
| 1 | 2 | 3 | 4 |
| 270-10 | Provisions for Doubtful receivables | - | 15,053.75 |
| 270-20 | Provision for other Assets | - | - |
| 270-30 | Revenues written off | - | - |
| 270-40 | Assets written off | - | - |
| 270-50 | Miscellaneous Expense written off | - | - |
| | Total Provisions & Write off | - | 15,053.75 |

Schedule I-17: Miscellaneous Expenses [Code No 271]

| Code No. | Particulars | Current Year Amount (Rs.) | Previous Year Amount (Rs.) |
|----------|-------------------------------------|---------------------------|----------------------------|
| 1 | 2 | 3 | 4 |
| 271-10 | Loss on disposal of Assets | - | - |
| 271-20 | Loss on disposal of Investments | - | - |
| 271-80 | Other Miscellaneous Expenses | - | - |
| | Total Miscellaneous expenses | - | - |

Schedule I-18: Prior Period Items (Net) [Code No 280]

| Code No. | Particulars | Current Year Amount (Rs.) | Previous Year Amount (Rs.) |
|----------|---------------------------------------|---------------------------|----------------------------|
| 1 | 2 | 3 | 4 |
| | Prior Period Income | - | - |
| | Prior Period Expenses | - | - |
| | Total Prior Period (Net) (a-b) | - | - |



B 22 - Notes to Accounts (Including Significant Accounting Policies and Disclosures)

ULB NAME: NAGAR PALIKA PARISHAD- DEVPRAYAG

Part I - Notes to Accounts

1. The objective of the Financial Statements is to give a true and fair view of the financial position of the ULB, as well as its financial performance during the year. In order to ensure this, explanations on the figures shown in the Financial Statements is provided wherever necessary and any material fact which has a bearing on the Financial Statements has disclosed. Items that require disclosure in the notes to accounts include contingent liabilities, if any, events occurring after the Balance Sheet which have an impact on the Financial Statements, extraordinary items, if any, legal disputes, the final disposal of which will have an effect on the Financial Statements, etc.
2. ULB has switched over to accrual basis of accounting from traditional cash basis of accounting from 1st April, 2021 as per the procedure, manner and form prescribed under applicable municipal acts and accounting manual.
3. **Contingent Liabilities** represent an obligation, relating to a past transaction or other event or condition, that may arise in consequence of a future event now deemed possible but not probable. It represents a claim against the ULB which is contingent on the happening of a future uncertain event, the financial implications of which may or may not be ascertainable at the end of an accounting period.
4. **Contingent Assets** represents inflow of economic benefits or service potential is probable, but not virtually certain.
5. **Contractual liabilities not provided for:**
 - 5.1. Amount of contracts entered on account of capital works but on which no works has commenced, or contracts entered but part payments have been made and there is a contractual balance to be paid later upon completion of work.
 - 5.2. In respect of claims against the ULB, pending judicial decisions
 - 5.3. In respect of claims made by employees
 - 5.4. Other escalation claims made by contractors
 - 5.5. In case of any other claims not acknowledged as debts
6. Previous year's figures have been regrouped/ rearranged, wherever considered necessary.



B 22 - Notes to Accounts (Including Significant Accounting Policies and Disclosures)

7. Reserves and surplus

7.1. Municipal General Fund: The municipal or general fund is the general operating fund of an ULB. It is used to account for all financial resources except those related to any special or trust funds. ULB's Municipal General Fund includes General Fund and Basic Service Urban Poor Fund. The net balance in General Fund as on 31st March 2023 was stood with Rs. 1,42,65,128/- after considering the effect of income & expenditure.

7.2. Earmarked Fund: Funds representing Special Funds to be utilised for specific purposes. The net balance in Earmarked Fund as on 31st March 2023 was stood with Rs. 14,21,896/-.

7.3. Reserves: The Reserve which represents capital contribution was stood as on 31st March 2023 amounting to Rs. 7,57,05,430/- that has been created by capitalizing the asset.

8. Fixed Assets and Depreciation

8.1. Fixed assets owned is Rs. 14,36,62,465/- and Accumulated Depreciation amounted to Rs. 5,32,61,751/- as on 31.3.2023.

8.2. List of assets which have been handed over to the ULB, but the title deed has not been executed:

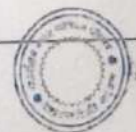
| SN | Category of Asset | Particulars of Asset | Date of Handover | Cost of Assets |
|--------------------------------------|-------------------|----------------------|------------------|----------------|
| No such details provided by the ULB. | | | | |

8.3. List of assets, of which cost could not be ascertained thus has been valued at Re. 1 in the Balance Sheet:

| SN | Category of Asset | Particulars of Asset | Asset Identification no. | Nominal Value of Asset | Reason for uncertainty of Value |
|--|-------------------|----------------------|--------------------------|------------------------|---------------------------------|
| No such asset was identified in the ULB. | | | | | |

8.4. List of assets which are in permissive possession and no economic benefits are being derived from it:

| SN | Category of Asset | Particulars of Asset | Asset Identification no. | Location of Asset | Date of Acquisition of Asset | Written down value as on 31/03/2023 |
|--------------------------------------|-------------------|----------------------|--------------------------|-------------------|------------------------------|-------------------------------------|
| No such details provided by the ULB. | | | | | | |



B 22 - Notes to Accounts (Including Significant Accounting Policies and Disclosures)

Part II - Significant Accounting Policies

1. Basis of Accounting

- 1.1. The Financial Statements for the Financial Year 1st April 2022 to 31st March 2023 has been prepared on accrual basis as per Uttarakhand Municipal Accounting Manual 2021.
- 1.2. The financial statements have been prepared under double entry accrual system of accounting as per Uttarakhand Municipal Accounting Manual 2021.
- 1.3. All figures are in Indian Rupees.

2. Historical Cost and Going concern

- 2.1. Financial Statements have been prepared on historical cost convention.
- 2.2. Financial Statements have been prepared on going concern basis and accounting policies have been consistently followed throughout the period.

3. Recognition of Revenue

3.1. Tax Revenue

- a. Revenue in respect of Property and related Taxes are recognized in the period in which they become due and demands are ascertainable.
- b. Property tax is accrued at the beginning of the year.
- c. Advertisement Taxes, in case auctioned to external agencies, are recognized as per the terms of agreement. In all other cases, when permission for advertisement is granted for the first time, the Advertisement Tax is accrued at the point when tax is paid and permission is granted. After the first year, Advertisement Tax is accrued when renewal is due.
- d. Revenues in respect of Profession Tax on Institutions/ Professionals/ Traders are accrued in the year to which it pertains when demands are ascertainable based on applicable Acts of the State.
- e. Revenues in respect of Profession Tax from employees are recognized on actual receipt.

3.2. Non Tax Revenue

- a. Revenue in respect of Connection Charges for Water Supply is recognized on actual receipt.
- b. Revenue in respect of Water Tanker Charges and Road Cutting Charges, Penalties are recognized on actual receipt.
- c. Revenue in respect of Advertisement rights are accrued based on the terms of the contract.
- d. Revenue in respect of Trade License Fees are accrued in the year to which it pertains, when demands are ascertainable based on the terms of the Acts and Rules.
- e. Revenues in respect of rents from properties are accrued based on terms of agreement.



B 22 - Notes to Accounts (Including Significant Accounting Policies and Disclosures)

- f. Interest and penalties on late collection of rental income have been reckoned on accrual basis.
- g. During the year, rental income has been accounted on cash basis due to uncertainty on the amount to be demanded because of an ongoing litigation on the rental agreement.

3.3. Assigned Revenue

- a. Assigned revenues like Duty/Surcharge on transfer of Immovable properties are accounted during the year only upon actual receipt.

3.4. Other revenue

- a. Other income, in respect of which demand is ascertainable and can be raised in regular course of operations of the ULB, are recognized in the period in which they become due i.e. when demand is ascertainable.
- b. The Other Incomes, which are of an uncertain nature or for which the amount is not ascertainable or where demand is not raised in regular course of operations of the ULB, are recognized on actual receipt.

3.5. Provision against receivables

- a. Provision has been maintained for doubtful receivables to the extent considered necessary as per the accounting policy consistently applied from year to year.
- b. Where waiver scheme is allowed by Government of Uttarakhand, demand bills have been raised showing the gross bill and waiver amount separately.
- c. In calculation of arrears of property tax, arrears which relates to sick and closed industries 100% provision has been made on an individual basis.

4. Recognition of Expenditure

- 4.1. Establishment expenses have been recognized on accrual basis at the end of each month. Contribution towards contributory pension fund has been accounted as and when the salary expenditure is accrued.
- 4.2. Leave encashment, pension (including commuted pension), are reckoned only upon passing of bills for payment.
- 4.3. Expenditure on works has been accounted on approval of running bills after certification of the work. The expenditure has been accounted under maintenance or capital work in progress depending on the nature of work undertaken.
- 4.4. Other Revenue Expenditures are treated as expenditures as and when they become due.
- 4.5. Provisions for expenditures are made at the year-end for all bills received.



B 22 - Notes to Accounts (Including Significant Accounting Policies and Disclosures)

5. Fixed Assets (ASLB – 17)

5.1. Recognition

- a. All Fixed Assets are carried at cost less accumulated depreciation. The cost of fixed assets shall include cost incurred/ money spent in acquiring or installing or constructing fixed asset, interest on borrowings directly attributable to acquisition or construction of qualifying fixed assets up to the date of commissioning of the assets and other incidental and indirect expenditures incurred up to that date
- b. Assets costing less than Rs.5000 are written off
- c. Any Fixed Asset, which has been acquired free of cost or in respect of which no payment has been made is recorded at nominal value of Re. 1/-.
- d. Gross amount paid or payable for works based on noting in the Measurement Book as on 31 March 2022 has been recognized as capital work in progress.
- e. Capital works in progress are transferred to the respective fixed asset accounts as and when the works are completed.

5.2. Depreciation is provided on Straight Line Method.

- a. Depreciation is charged on fixed assets on Straight Line method on the basis of useful life of assets and as per the rates prescribed in the accounting policy of UMAM 2021.
- b. Full year depreciation is provided for fixed assets capitalized in the first half of the year (before October 1). For fixed assets capitalized in the second half (on or after October 1) of the Financial Year, depreciation is provided for half a year.

6. Long Term liabilities:

- 6.1. Long Term liability is made up of Borrowings directly taken by the ULB as well as those given as part of schemes sponsored by Central/ State Government or by multilateral or any other funding agencies. Liability under direct borrowing is accounted for on the basis of actual receipt of funds.

7. Borrowing cost

- 7.1. Interest on borrowings specifically identified with fixed assets is capitalized under the respective fixed asset accounts.
- 7.2. Interest on general borrowings is charged to the income and expenditure account.

8. Inventory

- 8.1. Inventory items have been valued at cost based on First in First out method.



B 22 - Notes to Accounts (Including Significant Accounting Policies and Disclosures)

9. Deposit Received by ULB as on 31.3.2023 is NIL.

10. Grants

- 10.1. The Closing balance of grant as on 31.3.2023 is Rs. 1,14,79,083/-.
- 10.2. Specific grants towards revenue expenditure received prior to the incurring of expenditure has been treated as liability till such time that expenditure is incurred. Grants received and receivable in respect of specific revenue expenditure has been recognized as income in the accounting period in which the corresponding revenue expenditure is charged to Income and Expenditure Account.
- 10.3. Specific Grants received towards capital expenditure has been treated as a liability till such time that the fixed asset is constructed or acquired. On construction or acquisition of assets, the extent of amount of liability has been treated as a capital receipt and has been transferred from respective Grant Account to the Capital Contribution.
- 10.4. Capital Grants received by the ULB as a nodal agency or implementing agency for intended purpose and which does not result in creation of assets with ownership rights for the ULB, are netted against the grant upon utilization. Only the unutilized portion of such grants, are carried over in the Balance Sheet as a liability.

11. Employee benefits

- 11.1. Contributions for retirement benefits such as Pension, gratuity, etc., made by the ULB are recognized as and when they are due.

12. Investments

- 12.1. Investments are carried at cost. Any permanent fall in the carrying value of the investments are provided for.

13. Stores and Spares:

- 13.1. Stores and spares are valued as on 31st March 2023 at the cost based on Weighted Average method of costing has been used.

14. The difference between assets and liabilities has been recognized as the opening balance of Municipal General Fund or as Capital Deficit.



B 22 - Notes to Accounts (Including Significant Accounting Policies and Disclosures)

Part III - Disclosure

1. General:

1.1. Age analysis of receivables and payables:

| S. No. | Particulars | Balance as on 31/03/2023 | Age-wise analysis | | | |
|----------|---------------------------|-----------------------------|----------------------|------------------|-----------------|-----------------|
| | | | Less than 2 Years | 2-3 Years | 3-4 Years | >4 Years |
| 1 | Sundry Receivables | | | | | |
| | Property Tax | 3,83,811.96 | 3,51,565.58 | 19,827.94 | 5,560.78 | 6,857.66 |
| | Other Taxes | 0 | 0 | 0 | 0 | 0 |
| | Fees and User Charges | 0 | 0 | 0 | 0 | 0 |
| | Other Sources | 2,17,854.00 | 2,17,854.00 | 0 | 0 | 0 |
| | Total Receivables | 6,01,665.96 | 5,69,419.58 | 19,827.94 | 5,560.78 | 6,857.66 |
| 2 | Sundry Payables | | | | | |
| | Contractors Payment | 0 | 0 | 0 | 0 | 0 |
| | Creditors | 3,67,982 | 3,67,982 | 0 | 0 | 0 |
| | Employee Liabilities | 7,09,889 | 7,09,889 | 0 | 0 | 0 |
| | Recoveries Payable | 70,328 | 70,328 | 0 | 0 | 0 |
| | Total Payables | 11,48,109 | 11,48,109 | 0 | 0 | 0 |

Note: the ageing format similar to MIS 8 of UMAM 2021

1.2. The balances of bank as on 31.3.2023 as per detail provided by ULB are as follows. The details of these bank accounts are:

| S No. | Bank Detail | Amount |
|--------------|---|-----------------------|
| 1. | National Banks -Municipal Fund | 14,85,487.06 |
| 2. | Schedule Co-Operative Banks -Municipal Fund | 3,55,605.75 |
| 3 | National Banks -Grant Funds | 1,11,23,522.80 |
| TOTAL | | 1,29,64,615.61 |



B 22 - Notes to Accounts (Including Significant Accounting Policies and Disclosures)

1.3. Annual Financial Statement as on 31st March 2023 has been compiled based on the documents and information provided by the ULB.

For S K Patodia & Associates
Chartered Accountants
FRN: 112723W



CA Ronak Agarwal
Deputy Team Leader
M.No.: 435771



जि.सं. १०००/२०२३
१९ मार्च २०२३
दि. १९/०३/२३