Visitors Summary

June, 2026

All Users | Add comparison

Custom Jun 1 - Jun 30, 2026

Reports snapshot

Active users 131K | New users 112K | Average engagement time per active u 1m 10s

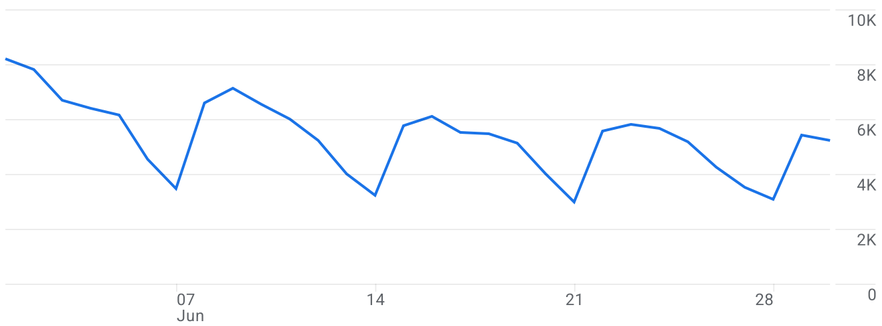

New users by First user primary channel group (Default ...

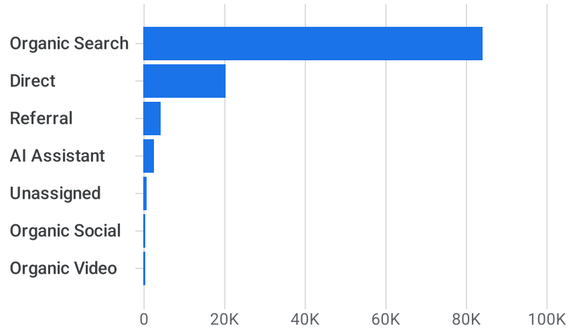

View user acquisition

Sessions by Session primary ch...

SESSION PRIMARY ...	SESSIONS
Organic Search	175K
Direct	28K
Referral	8.7K
AI Assistant	5.3K
Unassigned	1.7K
Organic Social	277
Organic Video	45

View traffic acquisition

Active users by Country

COUNTRY	ACTIVE USERS
India	121K
United States	2.9K
Singapore	2.9K
Australia	2.5K
United Arab Emirates	249
Japan	243
Canada	159

View countries

User activity over time

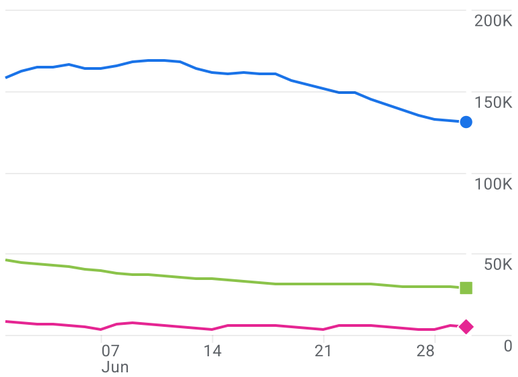

30 DAYS 131K
7 DAYS 29K
1 DAY 5.2K

Views by Page title and screen class

PAGE TITLE AND SCREEN CLASS	VIEWS
Homepage | MINISTRY OF NEW AND...	73K
Homepage | नवीन और नवीकरणीय ऊर्जा...	33K
APPROVED LIST OF MODELS AND M...	31K
Solar | MINISTRY OF NEW AND RENE...	20K
Current Notices | MINISTRY OF NEW ...	15K
Physical Achievements | MINISTRY ...	11K
Schemes | MINISTRY OF NEW AND ...	10K

View pages and screens

Event count by Event name

EVENT NAME	EVENT COUNT
page_view	407K
user_engagement	284K
session_start	217K
scroll	116K
click	115K
first_visit	112K
file_download	94K

View events

User activity by cohort

Based on device data only

	Week 0	Week 1	Week 2	Week 3	Week 4	Week 5
All Users	100.0%	3.1%	1.8%	1.4%	1.1%	0.9%
May 24 - May 30						
May 31 - Jun 6						
Jun 7 - Jun 13						
Jun 14 - Jun 20						
Jun 21 - Jun 27						
Jun 28 - Jul 4						

6 weeks ending Jul 4

View retention

Active users by Device model

DEVICE MODEL	ACTIVE USERS
iPhone	10K
CPH2467	668
SM-S928B	569
Edge 60 Fusion	468
Edge 50 Fusion	467
CPH2381	449
SM-S938B	376

View device models

Active users by Platform

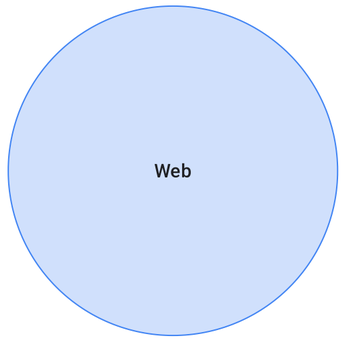

WEB 100.0%

View platforms

Active users by App version

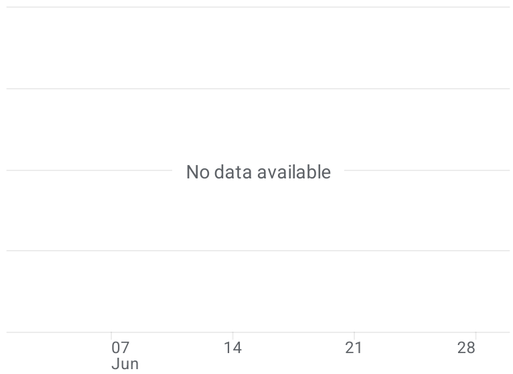

View app versions

Average 120d value by First user primary channel group (Default ...

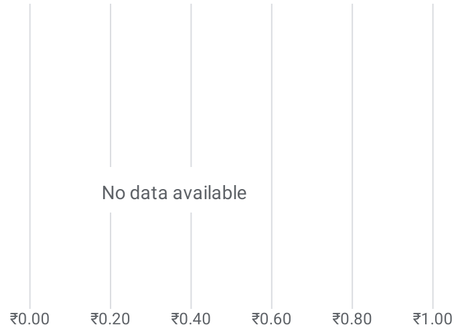

View user acquisition cohorts