

INSTRUCTIONS FOR FILLING UP THE APPLICATION FORM FOR OJEE-2026

Candidates interested to appear in OJEE – 2026 have to apply **ONLINE ONLY**. Before filling up the application form, the candidate should have, in ready-to-use form, scanned images of his/her **coloured photograph and full signature** of appropriate size as mentioned below at para “Item-wise Instruction”. These scanned images are to be uploaded during the submission of Application Form.

Method of Submission of Application Form:

- The candidate has to read carefully, the “Information Brochure” and “Instructions to fill the online Application Form for OJEE-2026”.
- First of all, the candidate is to visit OJEE website (www.ojee.nic.in) and then go to the registration page by clicking on “Fresh Candidate Registration”.

The screenshot shows the OJEE 2026 UAT Mode registration page. At the top, there is a navigation bar with links for 'Skip to Main Content' and 'Screen Reader Access'. The main header includes the Odisha Joint Entrance Examination logo, the text 'Odisha Joint Entrance Examination' and 'OJEE Application Forms 2026 (UAT Mode)', and a 'Counselling Services' logo with the tagline 'Simplifying The Admission Process'. Below the header is a blue navigation bar with a 'Home' link. The main content area is divided into two sections. The left section is titled 'Registered Candidates Sign-In' and contains a 'SECURE LOGIN' button. Below this, there are input fields for 'Examination' (set to 'OJEE Application Forms 2026 (UAT Mode)'), 'Application Number' (with a 'Required?' error message), 'Password' (with a 'Required?' error message), and 'Security Pin' (displaying '031789' and a 'Required?' error message). There is also a 'Listen Security Pin Audio' section with a play button and a timer. At the bottom of this section are buttons for 'Sign In', 'Forgot Password?', and 'Forgot Application Number'. The right section is titled 'Important Instructions' and lists several points: 'Password Confidentiality', 'Change Password', 'Beware of Phishing', 'OTP Security', and 'Session Security'. A 'Caution' box at the bottom right states: 'Your IP address 164.164.176.147 is being monitored for security purpose.' At the bottom of the page, there are two buttons: 'New Candidate Registration' (with the text 'Apply for the first time') and 'Fresh Candidate Registration'.

- Here, candidates should provide all the authentic details while filling up the online form. On submission of details, a **Registration Number** shall be generated with creation of password. During subsequent visits to the website, a candidate can login to the registration page by entering application number and created password. There are several sections in the complete process of application submission. In each section, specific data need to be provided by the candidate. Different sections are:

Application form

[Skip to Main Content](#) | [Screen Reader Access](#)



Odisha Joint Entrance Examination
OJEE Application Forms 2026 (UAT Mode)

Counselling Services
Simplifying The Admission Process

[Home](#)

Registration Form

Personal Details

Candidate Name

Father Name

Mother Name

Date of Birth

Gender

Identity Type

Identity No

Required!

Contact Details

ISD Code

Mobile No

Email Address

Required!

Choose your Password

Password

Confirm Password

Security Pin Verification

Security Pin (case sensitive)

Security Pin



Submit

[Skip to Main Content](#) | [Screen Reader Access](#)



Odisha Joint Entrance Examination
OJEE Application Forms 2026 (UAT Mode)

Counselling Services
Simplifying The Admission Process

[Home](#)

Review Page - Registration Form

IMPORTANT NOTE

Review the following particulars carefully. If you would like to change any particulars entered, you may do so by pressing 'EDIT' button or press 'Final Submit' button.

Personal Details

Candidate Name

Father Name

Mother Name

Date of Birth

Gender

Identity Type

Any Other Valid Govt. Identity with Photograph

Contact Details

Mobile No

Email Address

Account Details

Your Password

(Not shown due to security reasons)

Edit

Final Submit

■ Courses to be applied for

Available Services

View/Edit Application Form

Apply for Courses

Qualification Details

Contact Detail

Exam Center Details

Upload Documents/Images

Preview & Final Submit

Pay Registration Fee

Contact Us

odishajee[at]gmail[dot]com

Odisha Joint Entrance Examination-2021, JEE Cell, Gandamunda, Khandagiri, DIST - Khordha, Bhubaneswar - 751030

7205266121, 7205288121, 0674-2382101, 0674-238210

Apply for Courses

Apply for Section	Apply for Section	View/Edit Apply for Section
1	Candidates Passed/Appeared 10+2 Examination	<input type="checkbox"/> B.Pharmacy <input type="checkbox"/> B.CAT(Cinematography /Sound Recording & Design) <input type="checkbox"/> B.CAT(Film Editing) <input type="checkbox"/> Basic B.Sc in Nursing <input type="checkbox"/> Integrated MBA
2	Candidates Passed/Appeared Diploma in Engg / Diploma in Pharmacy	--Select--
3	Candidates Passed/Appeared Graduation in any Stream	<input type="checkbox"/> MBA <input type="checkbox"/> MCA <input type="checkbox"/> B.Sc. LE to B. Tech
4	Candidates Passed/Appeared B.Tech/B.Arch/B.Plani/B.Pharm/MCA/MSc	--Select--
5	Candidates Passed/Appeared GNM	--Select--
6	Candidates Passed/Appeared GNM/Basic B.Sc/Post Basic B.Sc in Nursing	--Select--
7	Candidates Passed/Appeared Basic B.Sc/Post Basic B.Sc in Nursing	--Select--

PREVIOUS

SAVE & NEXT

■ Qualification details

Odisha Joint Entrance Examination

OJEE Application Forms 2026 (UAT Mode)

Counselling Services

Simplifying The Admission Process

Dashboard

Home

Change Password

Notifications

Last Activity Details

Login Trail

Logout

Last Visit Name

NA

Application Number

P 5A1000 261230100030

Available Services

View Consent Details

View/Edit Application Form

Qualification Details

Apply for Courses

Contact Detail

Exam Center Details

Upload Documents/Images

Preview & Final Submit

Pay Registration Fee

Contact Us

odishajee[at]gmail[dot]com

Odisha Joint Entrance Examination-2021, JEE Cell, Gandamunda, Khandagiri, DIST - Khordha, Bhubaneswar - 751030

7205266121, 7205288121, 0674-2382101, 0674-238210

Qualification Details

Class 10th or Equivalent Details

Passing Status

--Select--

Passing Year

--Select--

Roll/Registration Number

Stream/Course

--Select--

Result Mode

--Select--

Board

--Select--

Maximum Marks

Obtained Marks

Percentage Of Marks

Class 12th or Equivalent Details

Passing Status

--Select--

Passing Year

--Select--

Roll/Registration Number

Stream/Course

--Select--

Result Mode

--Select--

Board

--Select--

Maximum Marks

0

Obtained Marks

0

Percentage Of Marks

0

Diploma in Engineering & Technology/ Diploma in Pharmacy or equivalent Details

Passing Status

--Select--

Passing Year

--Select--

Roll/Enrollment Number

Stream/Course

--Select--

Result Mode

--Select--

Board/University

--Select--

Maximum Marks

0

Obtained Marks

0

Percentage Of Marks

0

Graduation or Equivalent / Post Graduate Details

Passing Status

--Select--

Passing Year

--Select--

Roll/Enrollment Number

Stream/Course

--Select--

Result Mode

--Select--

Board/University

--Select--

Maximum Marks

0

Obtained Marks

0

Percentage Of Marks

0

General Nursing and Midwifery (GNM) Details

Passing Status

--Select--

Passing Year

--Select--

Roll/Enrollment Number

Stream/Course

--Select--

Result Mode

--Select--

Board/University

--Select--

Maximum Marks

0

Obtained Marks

0

Percentage Of Marks

0

Basic B.Sc in Nursing Details

Passing Status

--Select--

Passing Year

--Select--

Roll/Enrollment Number

Stream/Course

--Select--

Result Mode

--Select--

Board/University

--Select--

Maximum Marks

0

Obtained Marks

0

Percentage Of Marks

0

Post Basic B.Sc in Nursing Details

Passing Status

--Select--

Passing Year

--Select--

Roll/Enrollment Number

Stream/Course

--Select--

Result Mode

--Select--

Board/University

--Select--

Maximum Marks

0

Obtained Marks

0

Percentage Of Marks


0

PREVIOUS


SAVE & NEXT

■ Contact details

[Skip to Main Content](#) | [Screen Reader Access](#)



Odisha Joint Entrance Examination
OJEE Application Forms 2026 (UAT Mode)


-Counselling Services
Simplifying The Admission Process

[Dashboard](#) | [Home](#)




[Change Password](#) | [Notifications](#) | [Last Activity Details](#) | [Login Trail](#) | [Logout](#)

Last Visit: NA
Name:
Application Number:

Available Services

- View Consent Details
- View/Edit Application Form
- View/Edit Qualification Details
- View/Edit Apply for Courses
- Contact Detail**
- Exam Center Details
- Upload Documents/Images
- Preview & Final Submit
- Pay Registration Fee

Contact Us

 odishaojee[at]gmail[dot]com
 Odisha Joint Entrance Examination-2021, JEE Cell, Gandamunda, Khandagiri, DIST - Khordha, Bhubaneswar - 751030
 7205288121, 7205266121, 0674-2382108

Contact Detail

Correspondence Address

Premises No./Village Name:
Sub Locality/Colony/Police Station (Optional):

Locality/City/Town/Village/Post Office:
Country:

State:
District:

Pin Code:

Permanent Address

☐ Same As Correspondence Address

Premises No./Village Name:
Sub Locality/Colony/Police Station(Optional):

Locality/City/Town/Village/Post Office:
Country:


State:
District:

Pin Code:


[PREVIOUS](#)
[SAVE & NEXT](#)

■ Exam centre details

[Skip to Main Content](#) | [Screen Reader Access](#)



Odisha Joint Entrance Examination
OJEE Application Forms 2026 (UAT Mode)


-Counselling Services
Simplifying The Admission Process

[Dashboard](#) | [Home](#)

[Change Password](#) | [Notifications](#) | [Last Activity Details](#) | [Login Trail](#) | [Logout](#)

Last Visit: NA
Name:
Application Number:

Available Services

- View Consent Details
- View/Edit Application Form
- View/Edit Qualification Details
- View/Edit Apply for Courses
- View/Edit Contact Details
- Exam Center Details**
- Upload Documents/Images
- Preview & Final Submit
- Pay Registration Fee

Exam Center Details

Examination City 1

Select State:
Choose Exam City:

Examination City 2

Select State:
Choose Exam City:


Examination City 3

Select State:
Choose Exam City:


[PREVIOUS](#)
[SAVE & NEXT](#)

■ Upload Document/Images

[Skip to Main Content](#) | [Screen Reader Access](#)



Odisha Joint Entrance Examination
OJEE Application Forms 2026 (UAT Mode)


-Counselling Services
Simplifying The Admission Process

[Dashboard](#) | [Home](#)



[Change Password](#) | [Notifications](#) | [Last Activity Details](#) | [Login Trail](#) | [Logout](#)

Last Visit: NA
Name:
Application Number:

Available Services

- View Consent Details
- View/Edit Application Form
- View/Edit Qualification Details
- View/Edit Apply for Courses
- View/Edit Contact Details
- View/Edit Exam Center Details
- Upload Documents/Images**
- Preview & Final Submit
- Pay Registration Fee

Upload Documents/Images

S.No.	Required Document	Document Specifications	Upload	Action	Digilocker	Webcam/Mobile
1	Photograph	Document Format: JPG Min Size (KB): 20 Max Size (KB): 200	<input type="button" value="Choose File"/> No file chosen	Preview & Upload		
2	Signature	Document Format: JPG Min Size (KB): 20 Max Size (KB): 200	<input type="button" value="Choose File"/> No file chosen	Preview & Upload		
3	Live Photograph	Document Format: JPG Min Size (KB): 10 Max Size (KB): 500				

[PREVIOUS](#)

[Skip to Main Content](#)
[Screen Reader Access](#)

Odisha Joint Entrance Examination
OJEE Application Forms 2026 (UAT Mode)

Counselling Services
Simplifying The Admission Process

[DashBoard](#)
[Home](#)
[Change Password](#)
[Notifications](#)
[Last Activity Details](#)
[Login Trail](#)
[Logout](#)

Last Visit
Name
Application Number

NA
P SAHOO
26123010030

Available Services

- View Consent Details
- View/Edit Application Form
- View/Edit Qualification Details
- View/Edit Apply for Courses
- View/Edit Contact Details
- View/Edit Exam Center Details
- Upload Documents/Images
- Preview & Final Submit
- Pay Registration Fee

QR Code for Image Upload

Important instructions:

- Scan the QR code using the camera on your mobile device.
- The upload link will open securely in your mobile browser.
- You may capture a live image or upload an existing image from your device.
- Ensure the uploaded image is clear, properly aligned, and readable.
- Do not close this window until the upload process is completed.
- Once the image upload is completed successfully, please click the "Fetch File" button provided below the QR code to continue the process.

Fetch File

Action	Diglocker	Webcam/Mobile
Remove & Re-Upload		
Remove & Re-Upload		

Preview and final submit

[Skip to Main Content](#)
[Screen Reader Access](#)

Odisha Joint Entrance Examination
OJEE Application Forms 2026 (UAT Mode)

Counselling Services
Simplifying The Admission Process

[DashBoard](#)
[Home](#)
[Change Password](#)
[Notifications](#)
[Last Activity Details](#)
[Login Trail](#)
[Logout](#)

Last Visit
Name
Application Number

NA
P SAHOO
26123010030

Available Services

- View Consent Details
- View/Edit Application Form
- View/Edit Qualification Details
- View/Edit Apply for Courses
- View/Edit Contact Details
- View/Edit Exam Center Details
- Upload Documents/Images
- Preview & Final Submit
- Pay Registration Fee

Contact Us

ojsn@jeeee[at]gmail[dot]com

Odisha Joint Entrance Examination-2021, JEE Cell, Gandamunda, Khordha, DIST - Khordha, Bhubaneswar - 751030

7205288121, 7205266121, 0674-2352108

Preview & Final Submit

Application Form

Application Number	26123010030	Candidate Name	P SAHOO
Father Name	P SAHOO	Mother Name	P SAHOO
Gender	Male	Date of Birth	20/05/2004
Nationality	Indian	Domicile	Odisha
Category	General		

Sub Category List

Person with Disability	No
Ex-Servicemen	No
Green Card (Odisha)	No

Other Information

Annual Family Income	INR 10,00,000.00
----------------------	------------------

Qualification Details

Class 10th or Equivalent Details	
Passing Status	Pass
Passing Year	2020
Roll/Registration Number	12345678901234567890
Board	Central Board of Secondary Education
Stream/Course	Science
Result Mode	Percentage
Maximum Marks	400
Obtained Marks	350
Percentage Of Marks	87.5
Class 12th or Equivalent Details	
Passing Status	Pass
Passing Year	2022
Roll/Registration Number	98765432109876543210
Board	Central Board of Secondary Education
Stream/Course	Science
Result Mode	Percentage
Maximum Marks	400
Obtained Marks	350
Percentage Of Marks	87.5

Apply for Courses

Sr.No.	Description
1	B.Sc. Nursing
2	B.Sc. Nursing

Exam Center List

Exam Center Choice No.	State Name	Exam City
1	Odisha	Bhubaneswar
2	Odisha	Bhubaneswar
3	Odisha	Bhubaneswar

Contact Detail

Correspondence Address

Premises No./Village Name	123456
Sub Locality/Colony/Police Station(Optional)	789012
Locality/City/Town/Village/Post Office	345678
Country	India
State	Odisha
District	Khordha
Pin Code	751030
Mobile Number	9876543210
Email Id	ojsn@jeeee[at]gmail[dot]com

Permanent Address

Premises No./Village Name	123456
Sub Locality/Colony/Police Station(Optional)	789012
Locality/City/Town/Village/Post Office	345678
Country	India
State	Odisha
District	Khordha
Pin Code	751030

Upload Documents/Images

S.No.	Document Type	View
1	Signature	Click Here For Large View
2	Live Photograph	Click Here For Large View


Declaration

I hereby declare that I have filled up this online application after carefully reading the Information Bulletin and fully understanding the provision/procedures mentioned therein. I further declare that all the particulars given by me in this application are true to the best of my knowledge and belief. I agree that my Result may be withheld not declared/ my candidature may automatically stand cancelled at any point of time in future if the following information has been furnished in this application. I shall abide by these terms and conditions as well as those laid down in the Information Bulletin, Public Notices and Advisories issued by OJEE regarding this exam from time to time.


[PREVIOUS](#) [SAVE & FINAL SUBMIT](#)

▪ Registration fees payment



Skip to Main Content | Screen Reader Access



Odisha Joint Entrance Examination
 OJEE Application Forms 2026 (UAT Mode)


-Counselling Services
 Simplifying The Admission Process

[Dashboard](#) [Home](#)
[Change Password](#) [Notifications](#) [Last Activity Details](#) [Login Trail](#) [Logout](#)

Last Visit: NA
 Name: 
 Application Number: 

Available Services

- ☒ View Filled Form
- ☐ Pay Registration Fee

Contact Us

odishajee[at]gmail[dot]com

Odisha Joint Entrance Examination-2021, JEE Cell, Gandamunda, Khandagiri, DIST - Khordha, Bhubaneswar - 751030

7205288121, 7205266121, 0674-2382108


Application Progress Status

Step	Status
View Consent Details	✔ Completed
Application Form	✔ Completed
Qualification Details	✔ Completed
Apply for Courses	✔ Completed
Contact Detail	✔ Completed
Exam Center Details	✔ Completed
Upload Documents/Images	✔ Completed
Final Submit	✔ Completed
Pay Registration Fee	❌ Incomplete


Your Registration Process has not been completed yet.
For completion, kindly pay the required Fee. Only after payment of required Fee your Application will be considered for further processing.

[Pay Registration Fee](#)



Skip to Main Content | Screen Reader Access



Odisha Joint Entrance Examination
 OJEE Application Forms 2026 (UAT Mode)


-Counselling Services
 Simplifying The Admission Process

[Dashboard](#) [Home](#)
[Change Password](#) [Notifications](#) [Last Activity Details](#) [Login Trail](#) [Logout](#)

Last Visit: NA
 Name: 
 Application Number: 


Available Services

- ☒ View Filled Form
- ☐ Pay Registration Fee

Contact Us

odishajee[at]gmail[dot]com

Odisha Joint Entrance Examination-2021, JEE Cell, Gandamunda, Khandagiri, DIST - Khordha, Bhubaneswar - 751030

7205288121, 7205266121, 


Fee Payment

Fee Type: Registration Fee

You are required to pay an amount of Rs. 1500

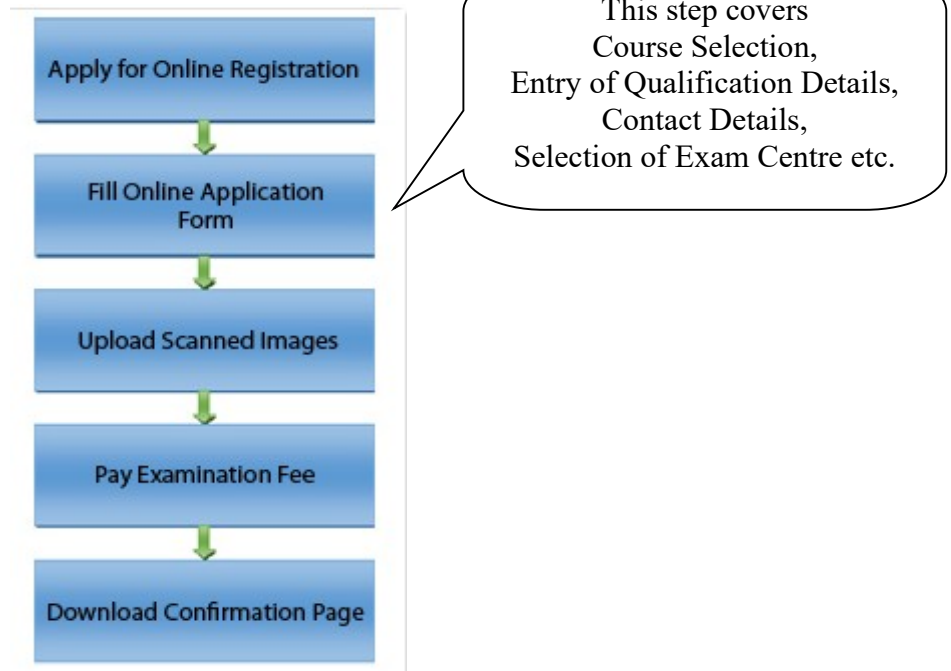
Select Payment Mode

Select mode of payment ☐ Online Payment

[Pay Fee](#) 

- All the above sections must be completed successfully, so that the application will be considered for the generation of admit card and the candidate can appear the entrance exam. (Incomplete applications will not be considered and such candidates will not be allowed to appear the entrance exam).

- While selecting the course, a candidate may opt for either single or multiple courses as per his/her qualifying exam and interest.
- Examination fees will be decided depending on the number of courses for which the candidate is applying. For a single course, examination fees is Rs.1000/- and for subsequent addition of each course, Rs.500/- per course will be applicable.
- (a) Online application process follows the following steps as shown in figure below.



- (b) Registration involves filling-up personal and contact information. Carefully fill this part, as this is a one-time activity and you will not get second chance to rectify it, once it is submitted and application number is generated. In this step, you have to provide password. Password is case-sensitive and you must follow password rule. Password rule will be displayed once you place mouse in password field. Review filled-in data before pressing “Final Submit”.
- (c) Once registration is complete, you will be redirected to next step which is “Application Form”. 12-digit Application number will be displayed on the screen. Note down the application number for all future requirements.

Application Fee payment is the final step of the application process. The candidate has to pay as per the number of courses applied.

The application fee can be remitted through online payment gateways via Debit/ Credit Card (VISA / MASTER / Maestro cards/ Net banking). The candidate has to follow the relevant instructions and submit the fee through any one of the payment gateways (SBI / Billdesk / HDFC).

- (d) After successful submission of fee, the candidate can take print out of **Confirmation Page**.

- Please note that the applicant's name, parents' name(s), and date of birth should exactly be the same as mentioned in the High School (10th class) examination certificate. Any deviations, whenever discovered, may lead to cancellation of the applicant's candidature.
- The candidate's application form must be complete in all aspects before on-line submission. Incomplete application will summarily be rejected without any notice.
- Options like course, place of centre filled by the candidate in the application form cannot be changed at a later stage under any circumstances. During any exigency exam center may be allotted to any nearest place other than the places filled by the candidates.
- While selecting the course of examination, candidates have to take care of their eligibility depending on the requisite qualifying exam passed or appearing. In no case the course of examination can be changed, once the application submitted successfully. (Candidates must go through the information brochure for qualifying exam details).
- Candidates are allowed to submit only one application form. Multiple applications for a particular stream or in multiple streams by a candidate are liable to be rejected.

ITEM – WISE INSTRUCTIONS FOR FILLING UP THE APPLICATION FORM	
Name of the Candidate	Candidate should enter his/her name, as given in High School Certificate of Board/University
Date of Birth	Select the date, month and year correctly.
Gender	Select Male or Female or Transgender
Father's Name	The candidate should enter his/her father's name.
Mother's Name	The candidate should enter his/her mother's name.
Nationality	Indian
Domicile	Select among the options, 1.Odisha 2.ZZ-Outside State 3.NRI-Non Resident Indian (Refer section – 4 of Information Brochure for details)
Birth Category	Select the correct one you belong to, General, SC or ST
Sub category	Select if you are Green card (GC), Ex – Serviceman (ES), or both or Not applicable
Person with Disability or Physically Challenged	Yes / No
Income Category	To select the range of Parent Annual income
Annual family Income	Select if your parents' annual income is above or below eight lakhs
Details of Applied Course	
Applying for the Course	Courses are mentioned in groups as per the

	qualifying examination. For details, refer Table-1 of the information brochure.
Question paper you want to appear in entrance test	This is mainly required for candidates applying for M. Tech. course and depends on the question they want to appear for doing M. Tech. based on their B. Tech. degree. (Refer Table-8 of Information Brochure)
Choice of Examination Center	Select your preferences 1 st , 2 nd and 3 rd . (Refer Table-6 of Information Brochure)
10th or equivalent qualification details	Candidate should enter 10 th grade examination details only.
Qualifying examination passed or appeared	The candidate should enter the appropriate qualifying examination, he / she has passed or is appearing in 2026.
Year of passing/ appearing	Mention the year in which you have passed/ completed the course. For the candidates who are appearing, it is 2026.
Course or Stream	Qualifying examination
Board/University of Qualifying Examination	(i) 10+2/ Equivalent (ii) Diploma/Equivalent as approved by UGC/AICTE/SCTE&VT (iii) +3 Science/Bachelor Degree/Equivalent as approved by UGC / AICTE. (iv) B.Tech/ B.Arch/ B.Pharm/ Equivalent as approved by UGC / AICTE.
Percentage of Marks in Qualifying Examination	In this box, the candidate has to fill in the actual percentage of aggregate marks obtained in the qualifying examination, if the results are available in any other format, he/she has to convert and fill as in percentage. The candidate should enter only the integer part of the percentage of marks and ignore the decimal point. For example, 76.15, 76.56 or 76.99 should be taken as 76 only.
Roll number in qualifying examination	Write the Roll number in Qualifying examination.
Institute Name and Address	Write the Institute Name and Address
Address for communication	Please write the complete and correct address including PIN code in appropriate boxes.
E-mail	The candidate must give his/her active e-mail address where all the correspondences can be made.
Mobile phone Number (Without 0 & +91)	The candidate should mention his/her mobile number in the space provided, on which he/she can be contacted or a message can be sent to him/her. One-time password (OTP) will be sent as and when required in this given number.
Live Photograph	
Live Photograph The live photograph should be without cap or goggles. Spectacles are allowed.	The feature is designed to enable candidates to upload a live photograph during the document upload stage, ensuring authenticity, security, and ease of use across desktop and mobile devices. The system shall allow candidates to upload the following documents: 1. Passport-size Photograph

<p>Polaroid photos are not acceptable. Candidates with unclear photograph are liable to be rejected.</p> <p>Applications not complying with these instructions or with unclear photographs are liable to be rejected. Candidates may please note that if it is found that photograph uploaded is fabricated i.e. de-shaped or seems to be hand-made or computer made, the form of the candidate will be rejected and the same would be considered as using unfair practices and the candidate would accordingly be dealt with under the rules of unfair means.</p>	<ol style="list-style-type: none"> 2. Signature 3. Live Photograph (Mandatory). <p>Live Photograph Upload via Webcam If a webcam is available on the candidate's system, the system shall:</p> <ul style="list-style-type: none"> • Detect the availability of a webcam automatically. • Allow the candidate to capture a live photograph using the webcam. • Display a real-time preview of the captured image. • Provide image cropping and adjustment tools. • Allow confirmation before final upload. <p>Live Photograph Upload via Mobile Device (QR Code Based) If a webcam is not available, the system shall initiate a mobile-assisted upload process:</p> <ul style="list-style-type: none"> • Generate a unique, session-based QR code. • Display instructions to scan the QR code using a mobile phone. • Redirect the candidate to a secure mobile URL after scanning. <p>On the mobile device, the candidate shall be able to:</p> <ul style="list-style-type: none"> • Capture a live photograph using the mobile camera. • Upload an image from the mobile phone file system. <p>Fetching and Previewing Mobile Uploaded Image After successful upload from the mobile device:</p> <ul style="list-style-type: none"> • The image shall be securely transmitted to the server. • The desktop document upload page shall fetch the uploaded image automatically. • The candidate shall be able to view the image on the screen. • Cropping, zooming, and preview options shall be provided. <p>Final Confirmation and Submission Before final submission, the system shall ensure that:</p> <ul style="list-style-type: none"> • The live photograph meets defined quality standards. • The candidate has reviewed and confirmed the image. • The image is successfully saved against the application record. <p>Security and Validation Controls The system shall enforce the following security measures:</p> <ul style="list-style-type: none"> • QR code validity shall be time-bound and session-specific. • Mobile upload URL shall be accessible only to the authenticated candidate. • Only one active live photograph upload session shall be allowed at a time. • Uploaded images shall comply with allowed format, size, and resolution. <p>Completion Criteria The Live Photograph Upload process shall be considered complete only when the candidate successfully uploads, previews, confirms, and submits the live photograph as part of the application. It is expected that the candidate will have the same appearance at the time of examination and counselling as in the UPLOADED photograph. The photographs must be taken on or after 01.01.2026 indicating clearly the name of candidate as shown below.</p> <div data-bbox="1195 1577 1474 1885" data-label="Image"> </div>
<p>Full Signature (Black / Blue ballpoint pen only):</p>	<p>Scanned signature has to be uploaded.</p>

Criteria for Uploading of Images			
File	Format	File Size	Dimension
Photograph of Candidate	JPG format	20KB to 200KB	3.5cm x 4.5cm
Signature of Candidate	JPG format	20KB to 200KB	3.5cm x 1.5cm
Live Photograph	JPG Format		
Declaration by the Candidate	The candidate must submit a declaration to the effect that the filled-in entries in the online application process of OJEE-2026 are true to his/her knowledge and belief.		
Payment of Registration Fees	Rs. 1000/- for one course and additional Rs. 500/- for additional course to be paid through online.		

**File name of photograph/Signature to be uploaded should not contain any numeric value or special characters.*

Note:

1. Facility of submission of application form, payment of fee and printing of the computer generated Confirmation Page would be ceased at 11.59 PM on the last day of online-application form fill-up. Hence, candidates are required to complete the process within the prescribed duration.
2. Confidentiality of Password is solely the responsibility of the candidate and all care must be taken to protect the password. Never share your password and do not respond to any mail or message which asks for your log-in ID/Password. Candidates are advised to keep changing the Password at frequent intervals.
3. For security reasons, after finishing your work, kindly click the LOGOUT button and close all the windows related to your session.