

# Visitor Summary

January 2025

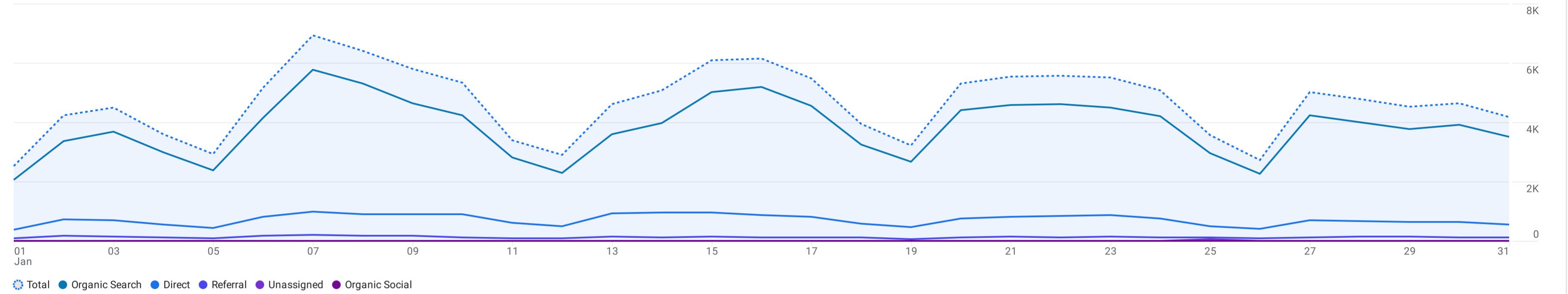
All Users Add comparison +

Custom Jan 1 - Jan 31, 2025

Traffic acquisition: Session primary channel group (Default Channel Group) 👍

Add filter +

Sessions by Session primary channel group (Default Channel Group) over time



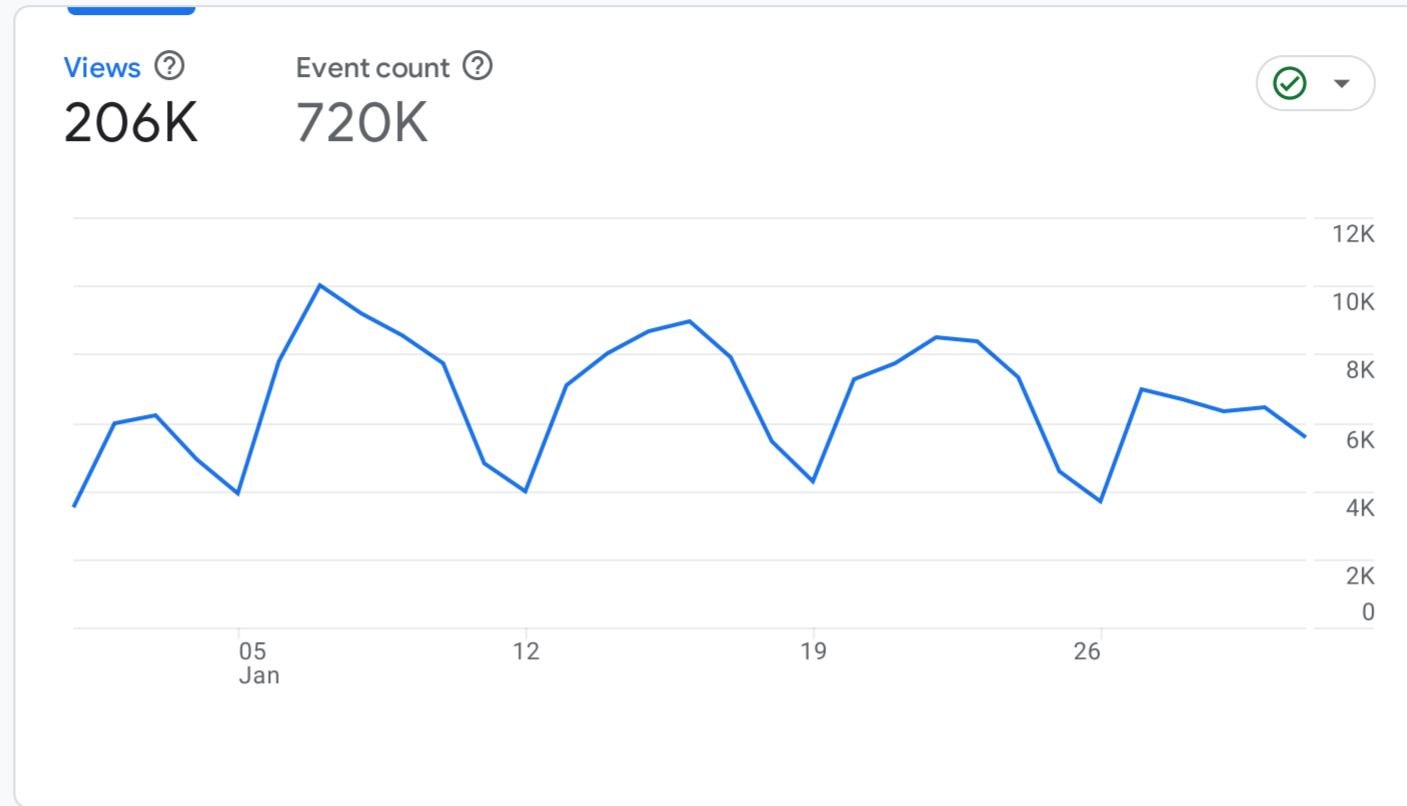
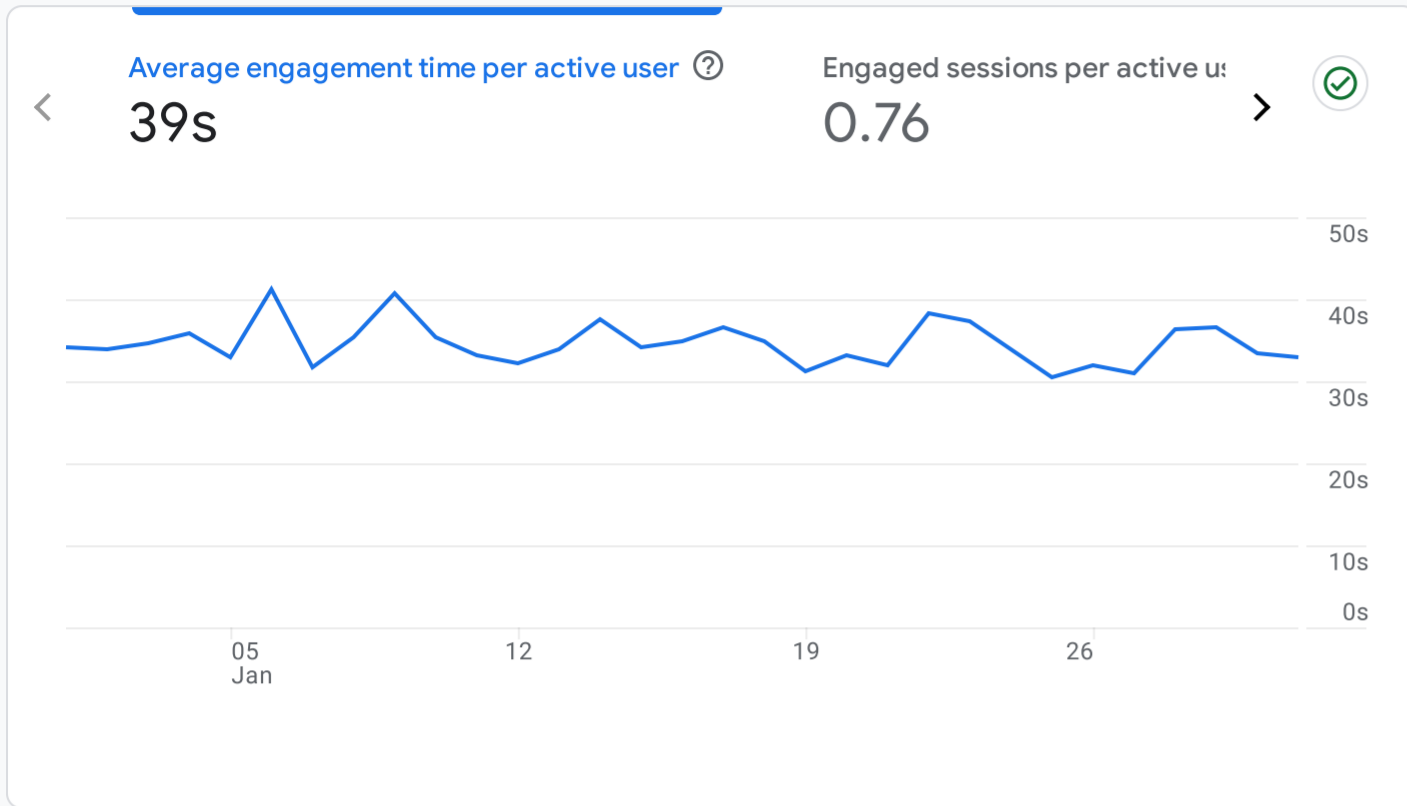
Plot rows Search... Rows per page: 10 1-5 of 5

| Session primary...Channel Group) +                   | ↓ Sessions               | Engaged sessions        | Engagement rate  | Average engagement time per session | Events per session | Event count<br>All events | Key events<br>All events | Session key event rate<br>All events | Total revenue |
|------------------------------------------------------|--------------------------|-------------------------|------------------|-------------------------------------|--------------------|---------------------------|--------------------------|--------------------------------------|---------------|
| <input checked="" type="checkbox"/> Total            | 141,959<br>100% of total | 77,417<br>100% of total | 54.53%<br>Avg 0% | 28s<br>Avg 0%                       | 5.07<br>Avg 0%     | 720,144<br>100% of total  | 0.00                     | 0%                                   | ₹0.00         |
| <input checked="" type="checkbox"/> 1 Organic Search | 115,140                  | 63,195                  | 54.89%           | 28s                                 | 5.08               | 585,399                   | 0.00                     | 0%                                   | ₹0.00         |
| <input checked="" type="checkbox"/> 2 Direct         | 21,453                   | 12,009                  | 55.98%           | 29s                                 | 5.24               | 112,429                   | 0.00                     | 0%                                   | ₹0.00         |
| <input checked="" type="checkbox"/> 3 Referral       | 3,933                    | 2,374                   | 60.36%           | 34s                                 | 5.33               | 20,944                    | 0.00                     | 0%                                   | ₹0.00         |
| <input checked="" type="checkbox"/> 4 Unassigned     | 289                      | 35                      | 12.11%           | 51s                                 | 3.93               | 1,137                     | 0.00                     | 0%                                   | ₹0.00         |
| <input checked="" type="checkbox"/> 5 Organic Social | 32                       | 21                      | 65.63%           | 49s                                 | 7.34               | 235                       | 0.00                     | 0%                                   | ₹0.00         |

All Users Add comparison

Custom Jan 1 - Jan 31, 2025

## Engagement overview



**Event count by Event name**

| EVENT NAME      | EVENT COUNT |
|-----------------|-------------|
| page_view       | 206K        |
| session_start   | 144K        |
| user_engagement | 121K        |
| first_visit     | 93K         |
| click           | 60K         |
| scroll          | 53K         |
| file_download   | 40K         |

[View events](#)

**Views by Page title and screen**

| PAGE TITLE AND SCREEN       | VIEWS |
|-----------------------------|-------|
| Department of Justice...    | 45K   |
| Latest Orders of App...     | 25K   |
| List of High Court Jud...   | 15K   |
| Judgment Search Po...       | 11K   |
| Live Streaming - Supr...    | 7.1K  |
| Live Streaming of Co...     | 5.3K  |
| जजमेंट सर्च पोर्टल   Dep... | 4.5K  |

[View pages and screens: page pa...](#)

