

Visitor Summary

March 2024

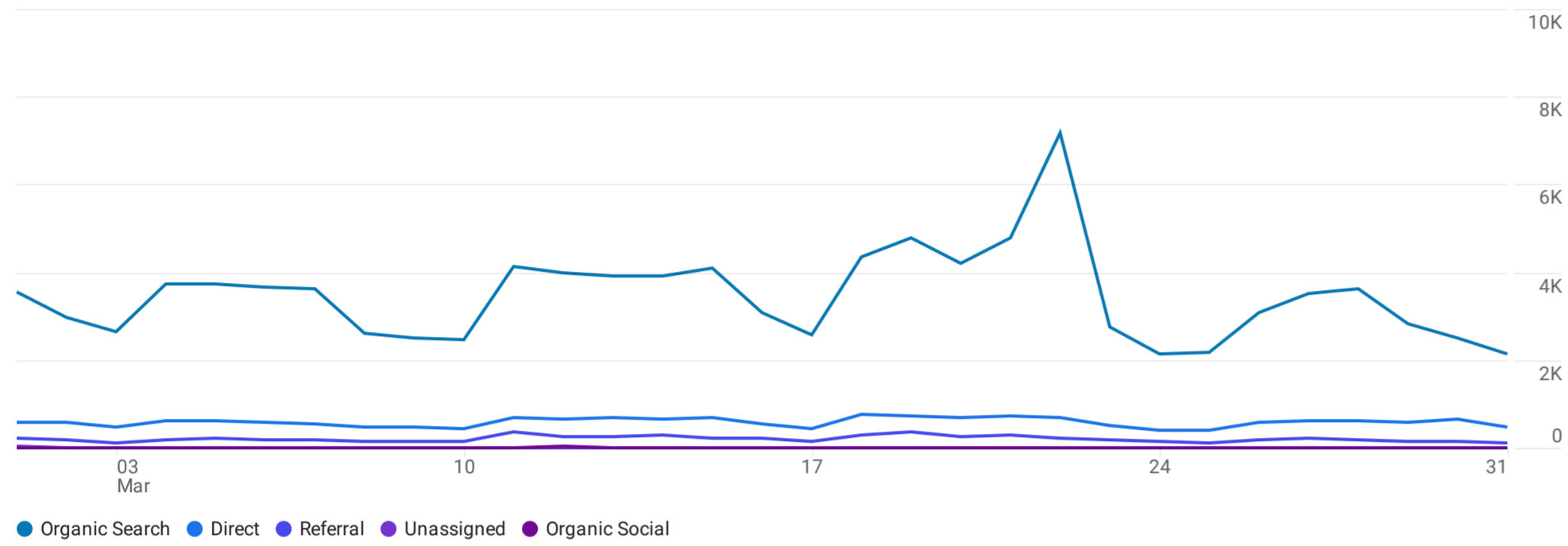
All Users Add comparison +

Custom Mar 1 - Mar 31, 2024

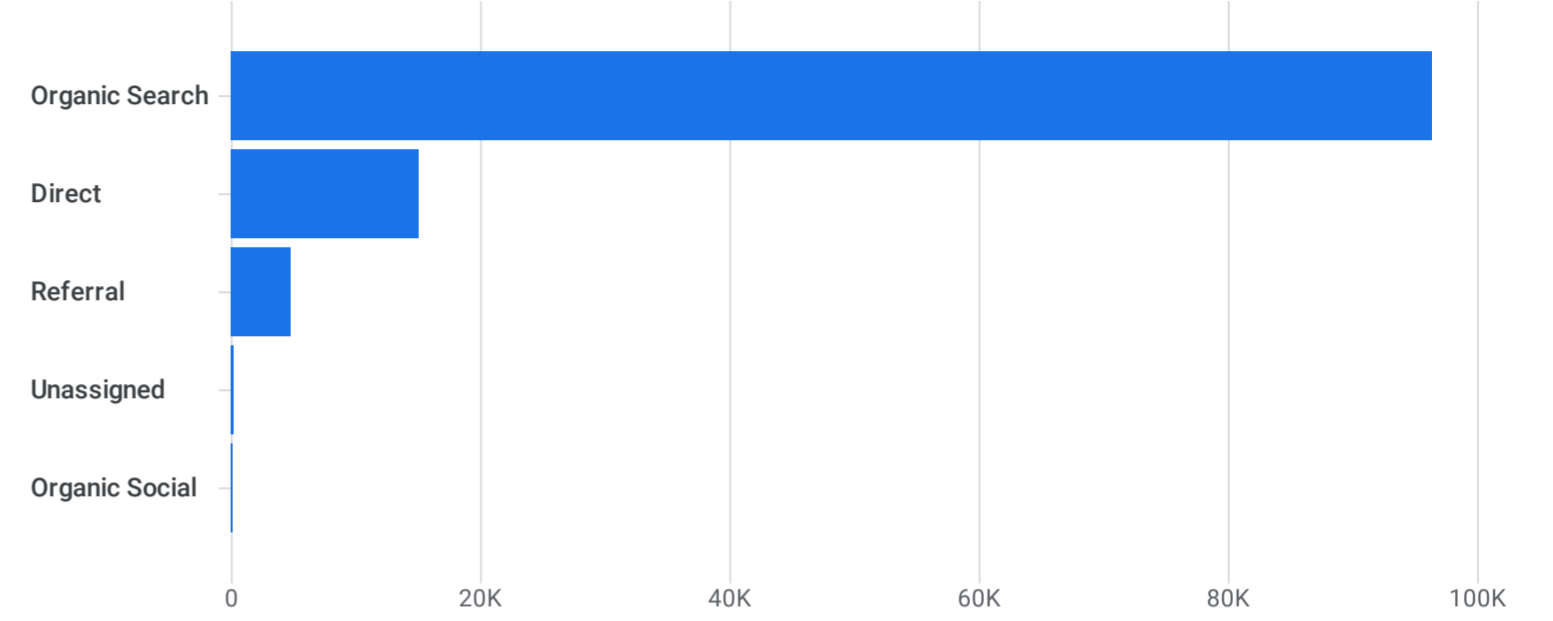
Traffic acquisition: Session primary channel group (Default Channel Group) ✓

Add filter +

Users by Session primary channel group (Default Channel Group) over time



Users by Session primary channel group (Default Channel Group)

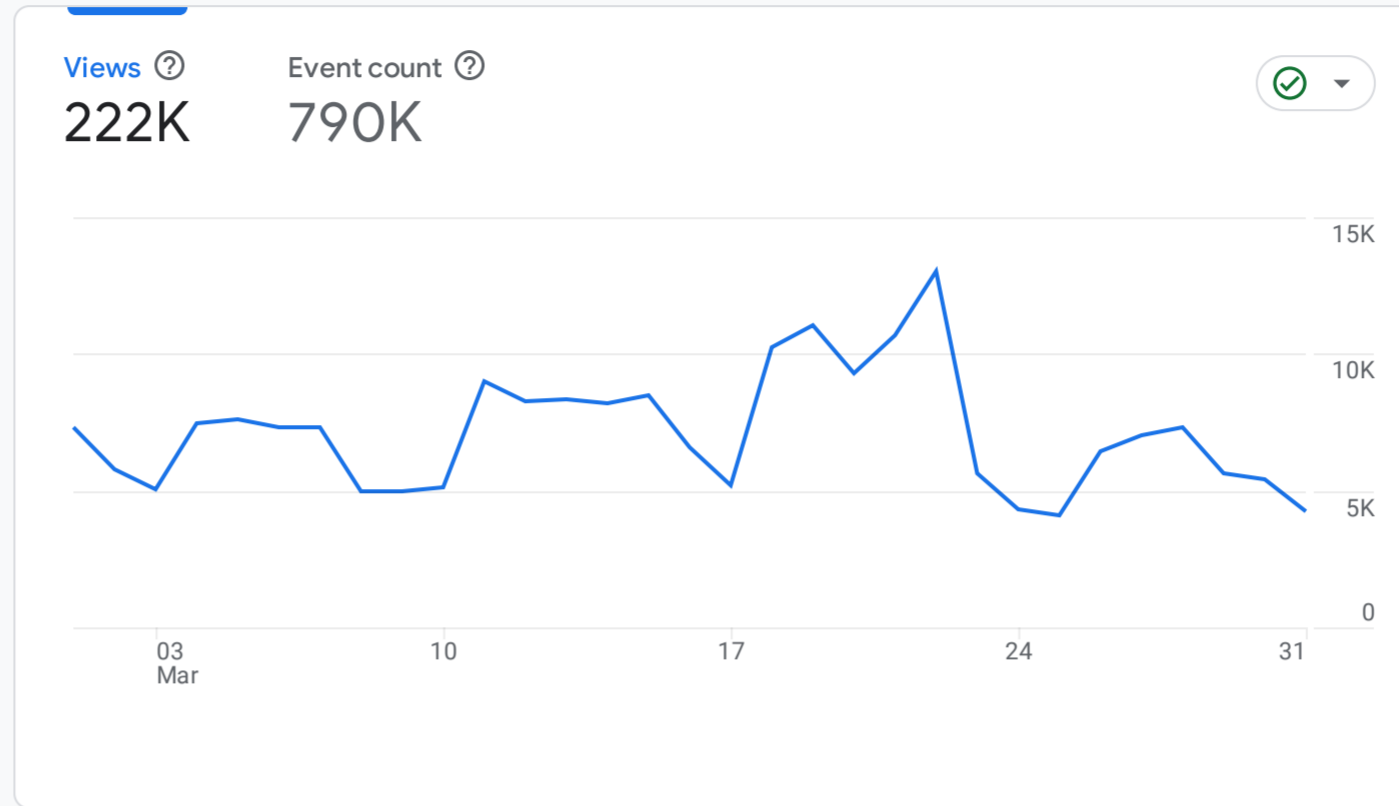
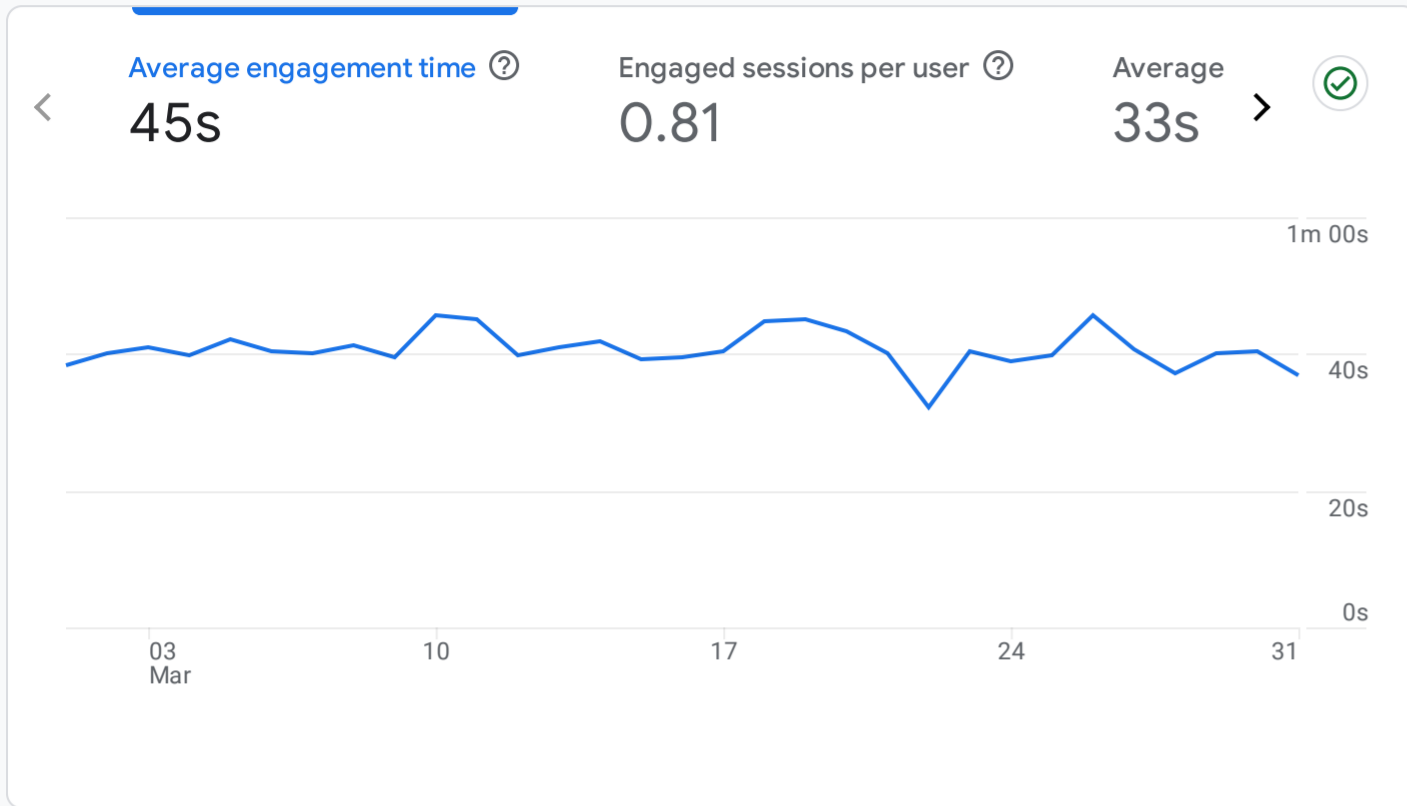


Search...

Rows per page: 10 1-6 of 6

Session primary...Channel Group) +	↓ Users	Sessions	Engaged sessions	Average engagement time per session	Engaged sessions per user	Events per session	Engagement rate	Event count	Conversions	Total revenue
	100% of total	100% of total	100% of total	Avg 0%	Avg 0%	Avg 0%	Avg 0%	All events	All events	
	115,958	159,484	94,202	33s	0.81	4.95	59.07%	789,659	0.00	₹0.00
1 Organic Search	96,362	125,696	75,993	34s	0.79	4.99	60.46%	627,698	0.00	₹0.00
2 Direct	15,073	23,188	12,333	27s	0.82	4.87	53.19%	112,958	0.00	₹0.00
3 Referral	4,791	8,441	5,409	42s	1.13	5.71	64.08%	48,160	0.00	₹0.00
4 Unassigned	182	189	0	55s	0.00	3.29	0%	621	0.00	₹0.00
5 Organic Social	46	49	28	13s	0.61	4.33	57.14%	212	0.00	₹0.00
6 Organic Video	1	4	0	0s	0.00	2.50	0%	10	0.00	₹0.00

Engagement overview



Event count by Event name

EVENT NAME	EVENT COUNT
page_view	222K
session_start	158K
user_engagement	154K
first_visit	105K
scroll	68K
click	52K
file_download	29K

[View events](#)

Views by Page title and screen

PAGE TITLE AND S...	VIEWS
Department of Justic...	45K
Latest Orders of App...	28K
Judgment Search Po...	12K
List of High Court Jud...	9.7K
Live Streaming of Co...	8.9K
Pay, Allowance and P...	7.8K
Live Streaming - Supr...	7.7K

[View pages and screens: page pa...](#)

