

Visitor Summary

November 2023

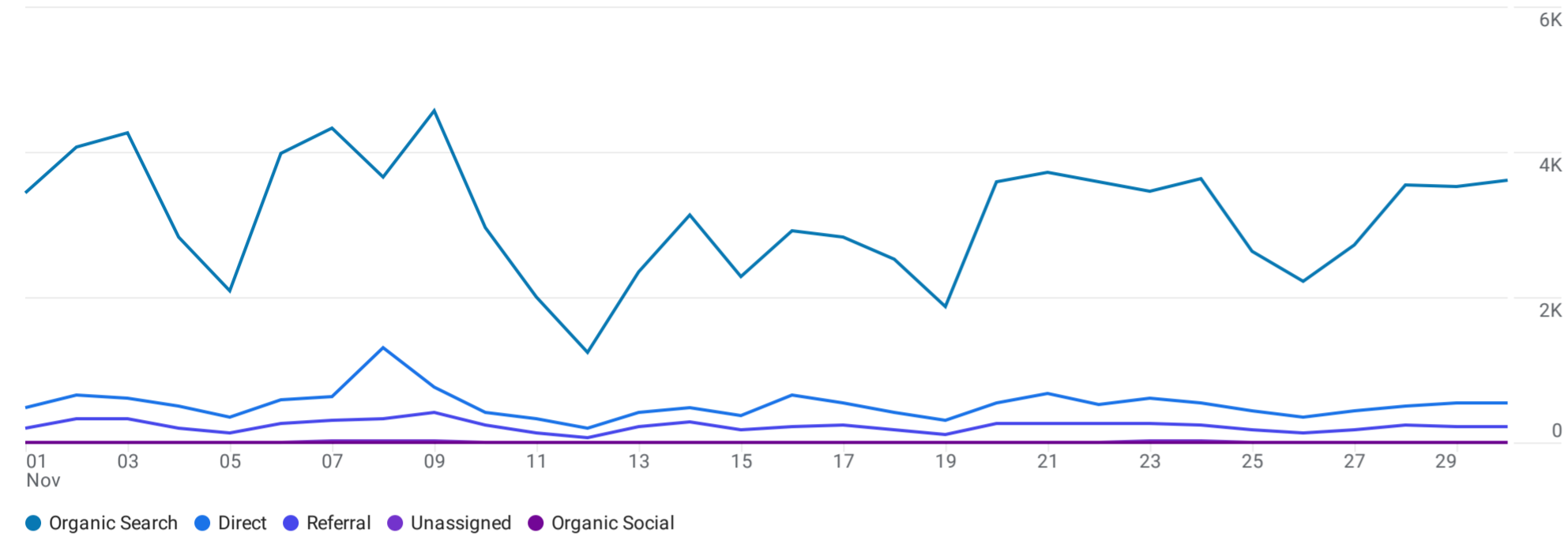
All Users Add comparison +

Custom Nov 1 - Nov 30, 2023

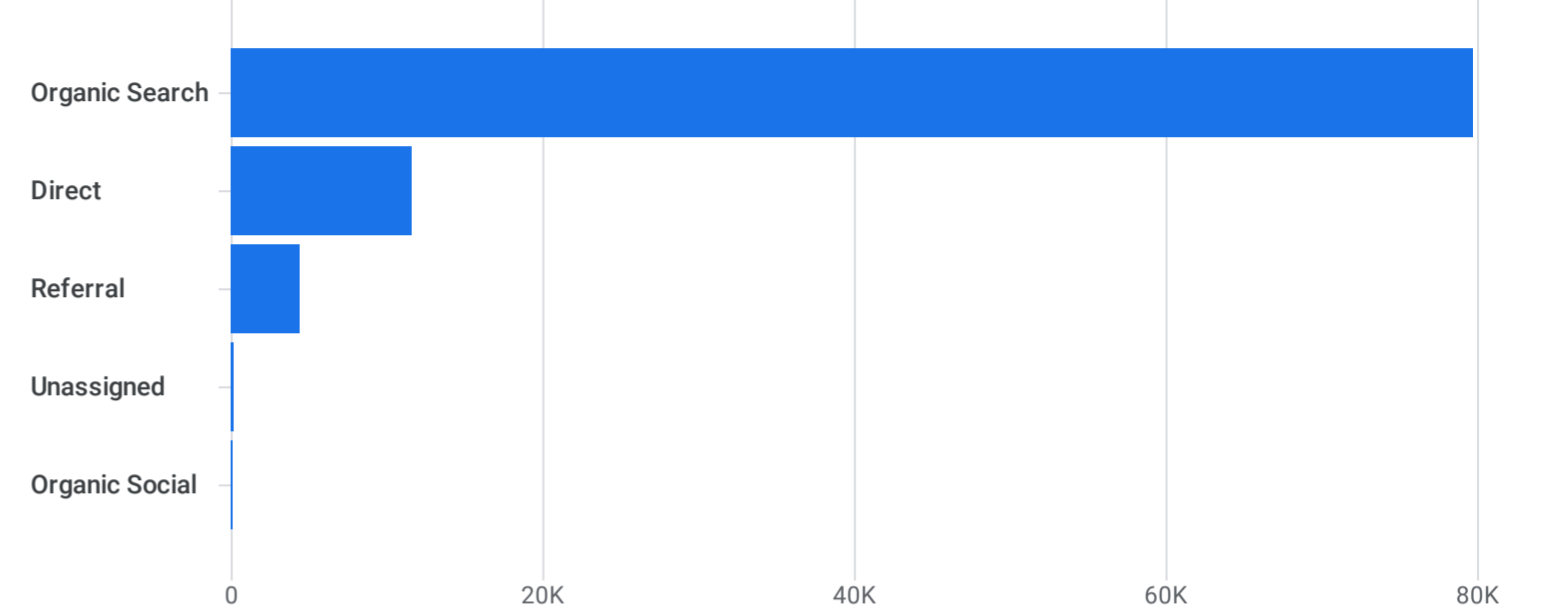
Traffic acquisition: Session primary channel group (Default Channel Group)

Add filter +

Users by Session primary channel group (Default Channel Group) over time



Users by Session primary channel group (Default Channel Group)

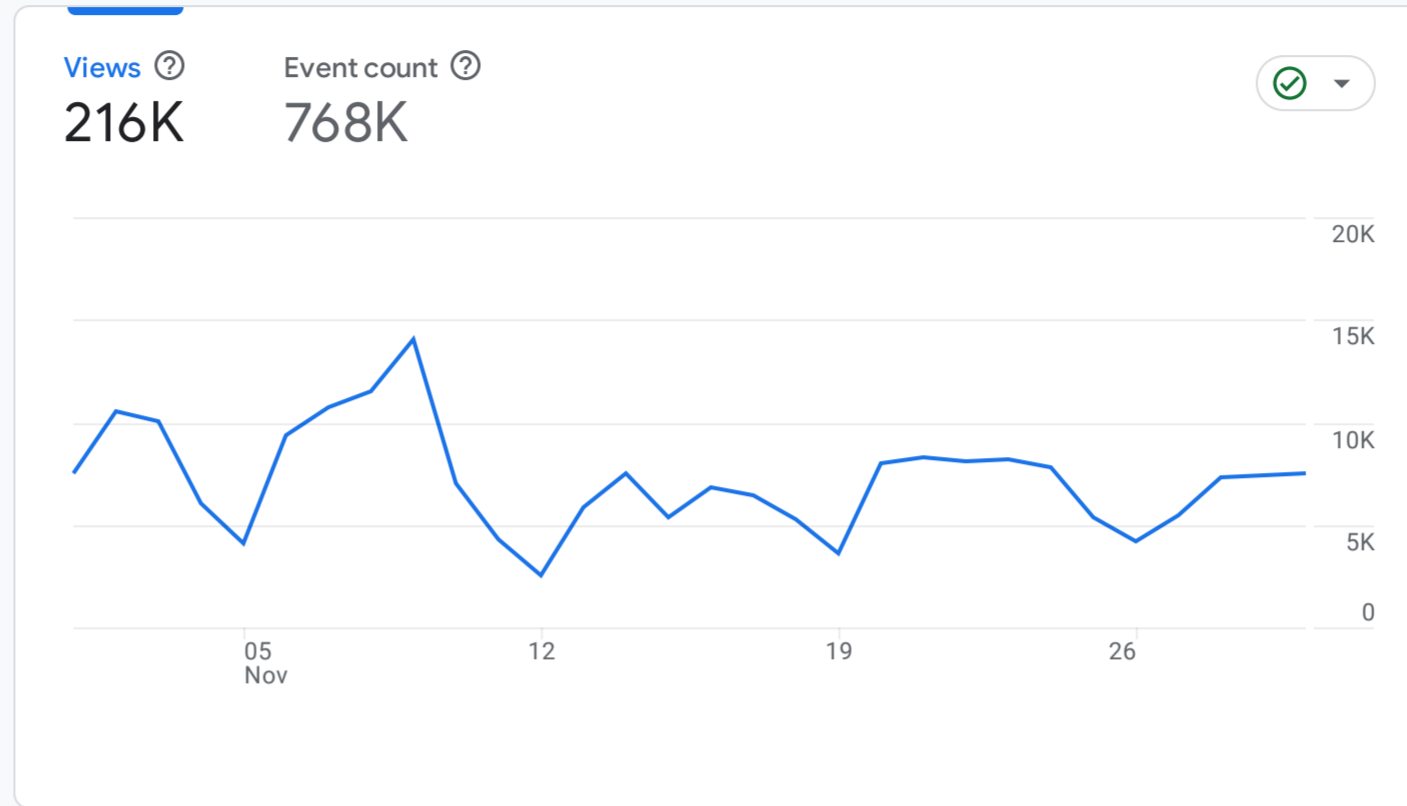
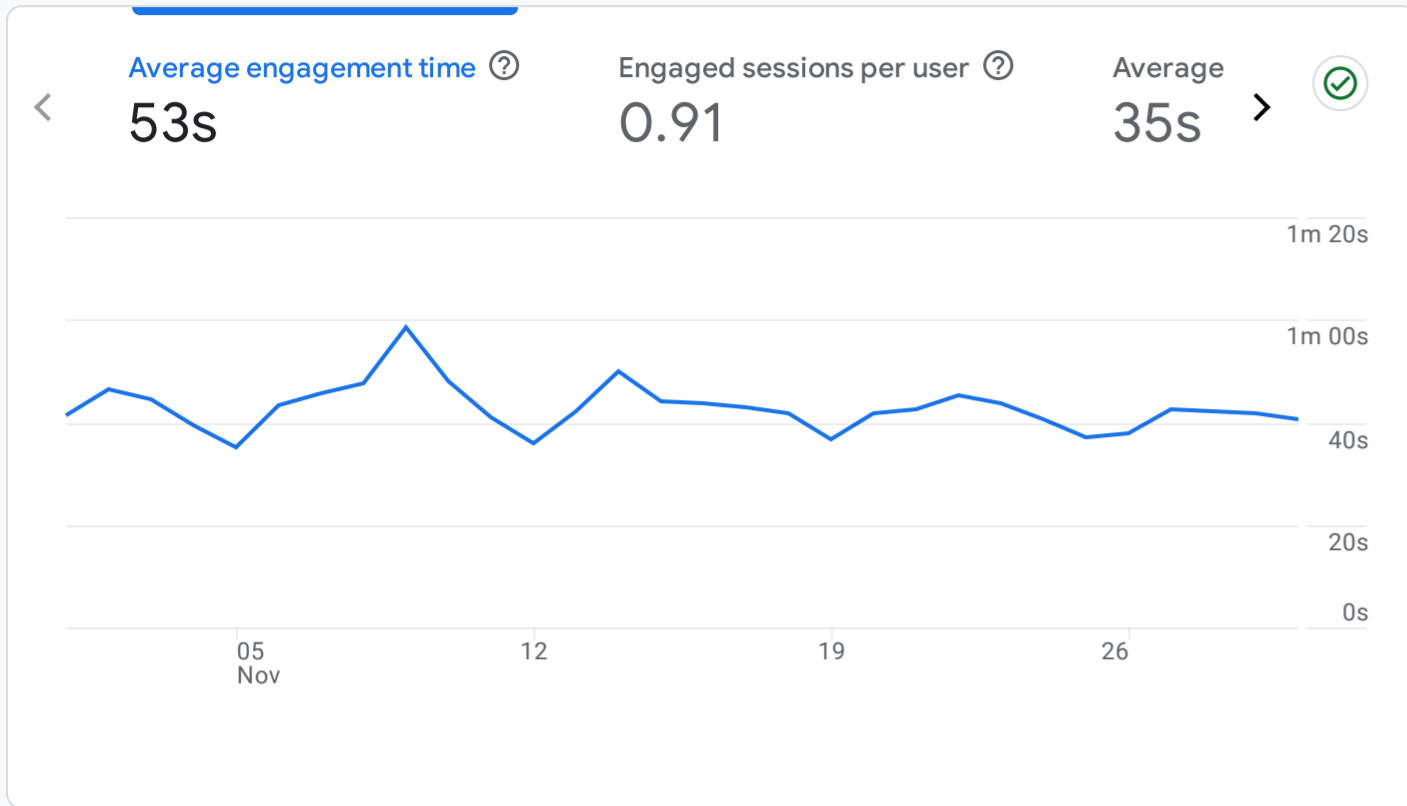


Search...

Rows per page: 10 1-5 of 5

Session primary...Channel Group) +	↓ Users	Sessions	Engaged sessions	Average engagement time per session	Engaged sessions per user	Events per session	Engagement rate	Event count	Conversions	Total revenue
	100% of total	100% of total	100% of total	Avg 0%	Avg 0%	Avg 0%	Avg 0%	100% of total	0.00	₹0.00
1 Organic Search	79,722	112,703	68,926	35s	0.86	5.25	61.16%	592,033	0.00	₹0.00
2 Direct	11,589	21,854	11,157	26s	0.96	5.14	51.05%	112,313	0.00	₹0.00
3 Referral	4,392	10,045	6,681	46s	1.52	6.25	66.51%	62,757	0.00	₹0.00
4 Unassigned	181	189	0	56s	0.00	4.75	0%	898	0.00	₹0.00
5 Organic Social	40	45	26	22s	0.65	6.04	57.78%	272	0.00	₹0.00

Engagement overview



Event count by Event name

EVENT NAME	EVENT COUNT
page_view	216K
user_engagement	149K
session_start	147K
first_visit	85K
click	73K
scroll	58K
file_download	39K

[View events](#)

Views by Page title and screen

PAGE TITLE AND S...	VIEWS
Department of Justic...	52K
Latest Orders of App...	38K
List of High Court Jud...	12K
Judgment Search Po...	8.4K
National Legal Servic...	5K
Pay, Allowance and P...	4K
Live Streaming - Supr...	3.8K

[View pages and screens: page pa...](#)

