

Visitor Summary

February 2024

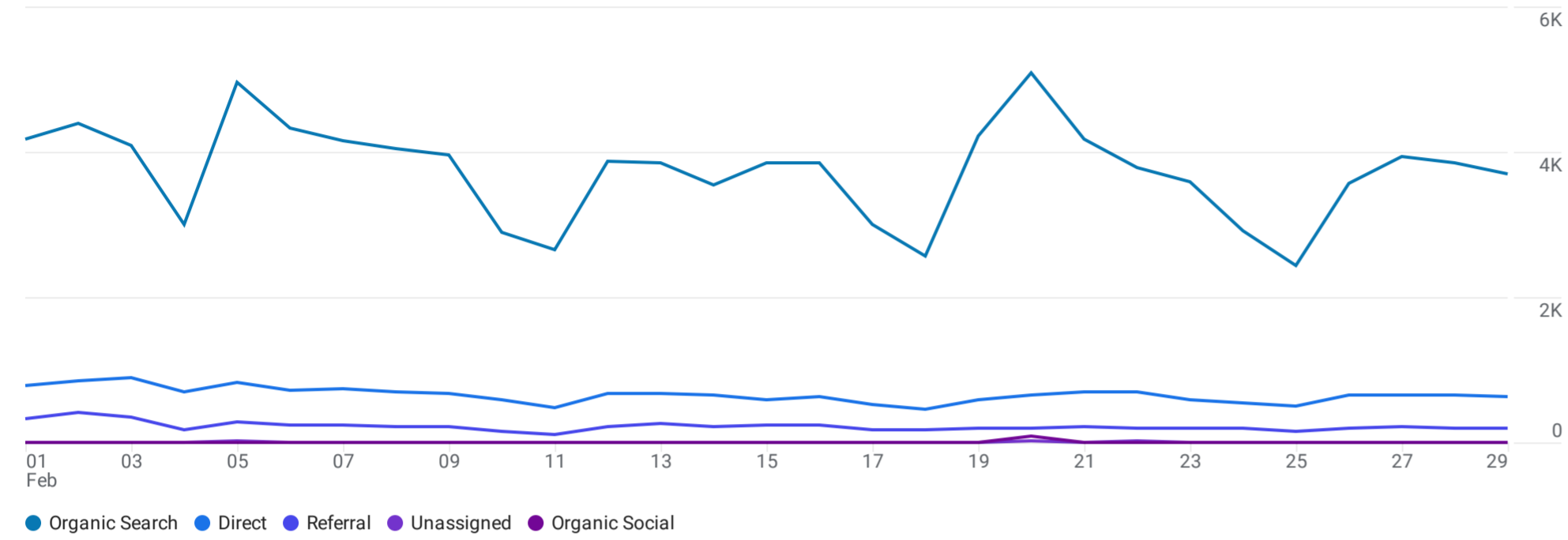
All Users Add comparison +

Custom Feb 1 - Feb 29, 2024

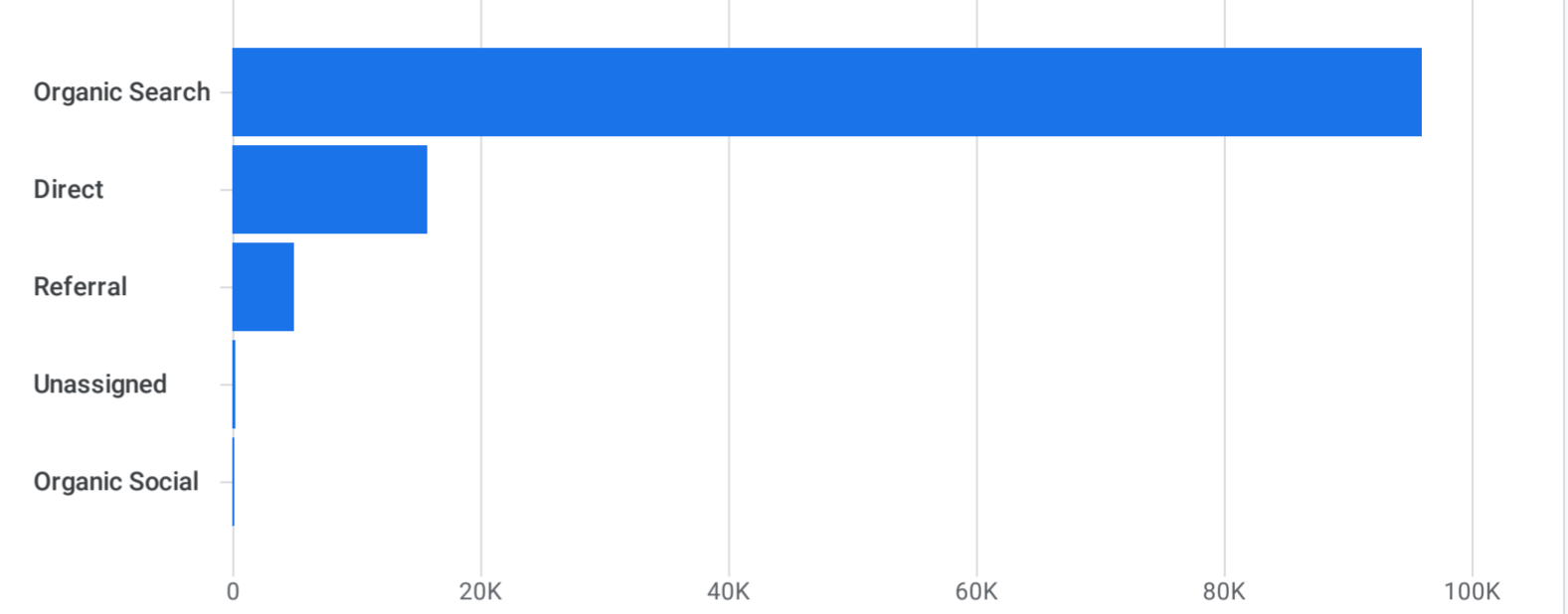
Traffic acquisition: Session primary channel group (Default Channel Group) ✓

Add filter +

Users by Session primary channel group (Default Channel Group) over time



Users by Session primary channel group (Default Channel Group)

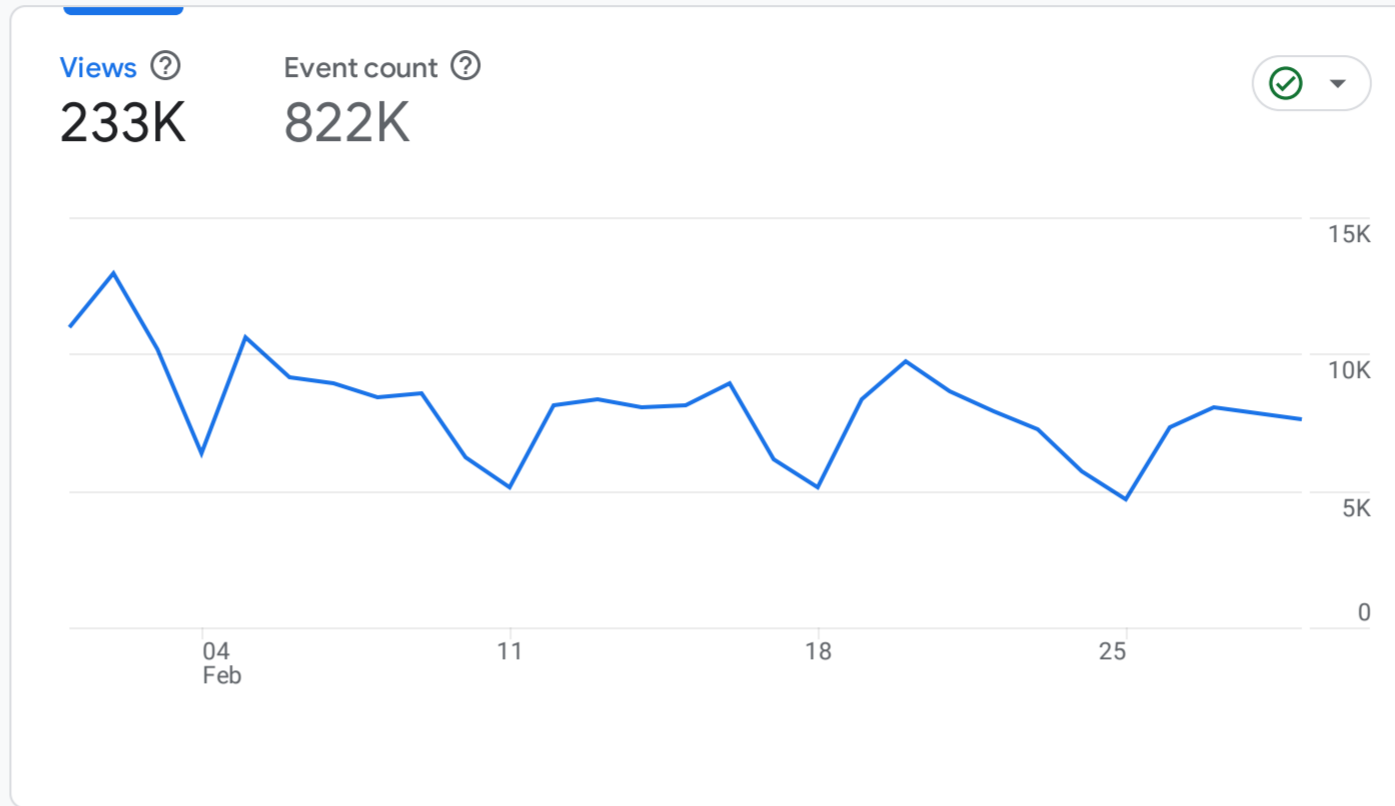
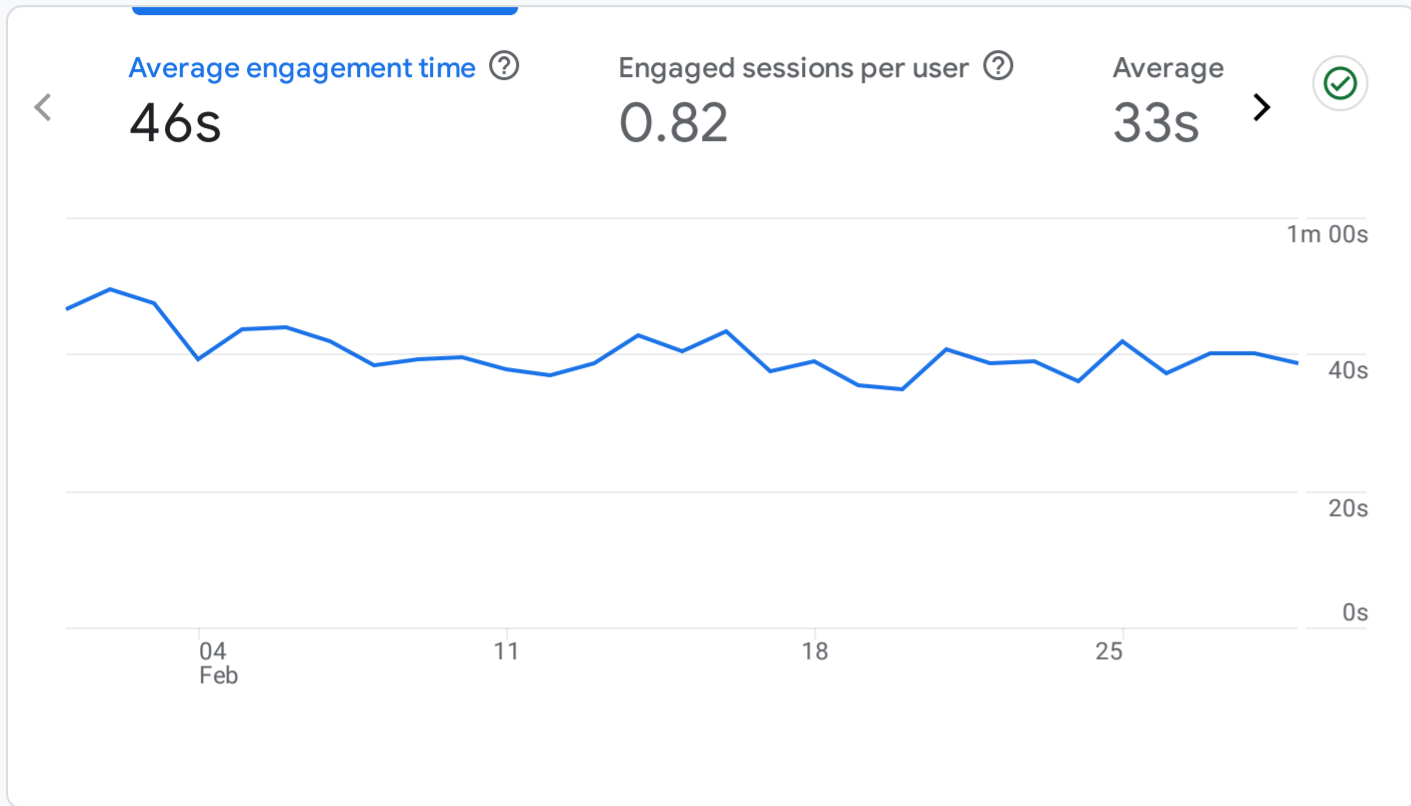


Search...

Rows per page: 10 1-6 of 6

Session primary...Channel Group) +	↓ Users	Sessions	Engaged sessions	Average engagement time per session	Engaged sessions per user	Events per session	Engagement rate	Event count	Conversions	Total revenue
	100% of total	100% of total	100% of total	Avg 0%	Avg 0%	Avg 0%	Avg 0%	100% of total		
1 Organic Search	95,916	127,131	76,559	34s	0.80	5.16	60.22%	655,689	0.00	₹0.00
2 Direct	15,668	25,484	12,763	24s	0.81	4.53	50.08%	115,505	0.00	₹0.00
3 Referral	4,938	8,698	5,439	44s	1.10	5.74	62.53%	49,968	0.00	₹0.00
4 Unassigned	181	198	4	46s	0.02	3.15	2.02%	623	0.00	₹0.00
5 Organic Social	129	134	59	11s	0.46	3.83	44.03%	513	0.00	₹0.00
6 Organic Video	24	34	17	23s	0.71	5.56	50%	189	0.00	₹0.00

Engagement overview



Event count by Event name

EVENT NAME	EVENT COUNT
page_view	233K
session_start	163K
user_engagement	160K
first_visit	106K
scroll	71K
click	55K
file_download	32K

[View events](#)

Views by Page title and screen

PAGE TITLE AND S...	VIEWS
Department of Justic...	49K
Latest Orders of App...	32K
Judgment Search Po...	13K
List of High Court Jud...	11K
Live Streaming - Supr...	6.7K
Live Streaming of Co...	6.5K
Pay, Allowance and P...	5.9K

[View pages and screens: page pa...](#)

