

Visitor Summary

April 2023

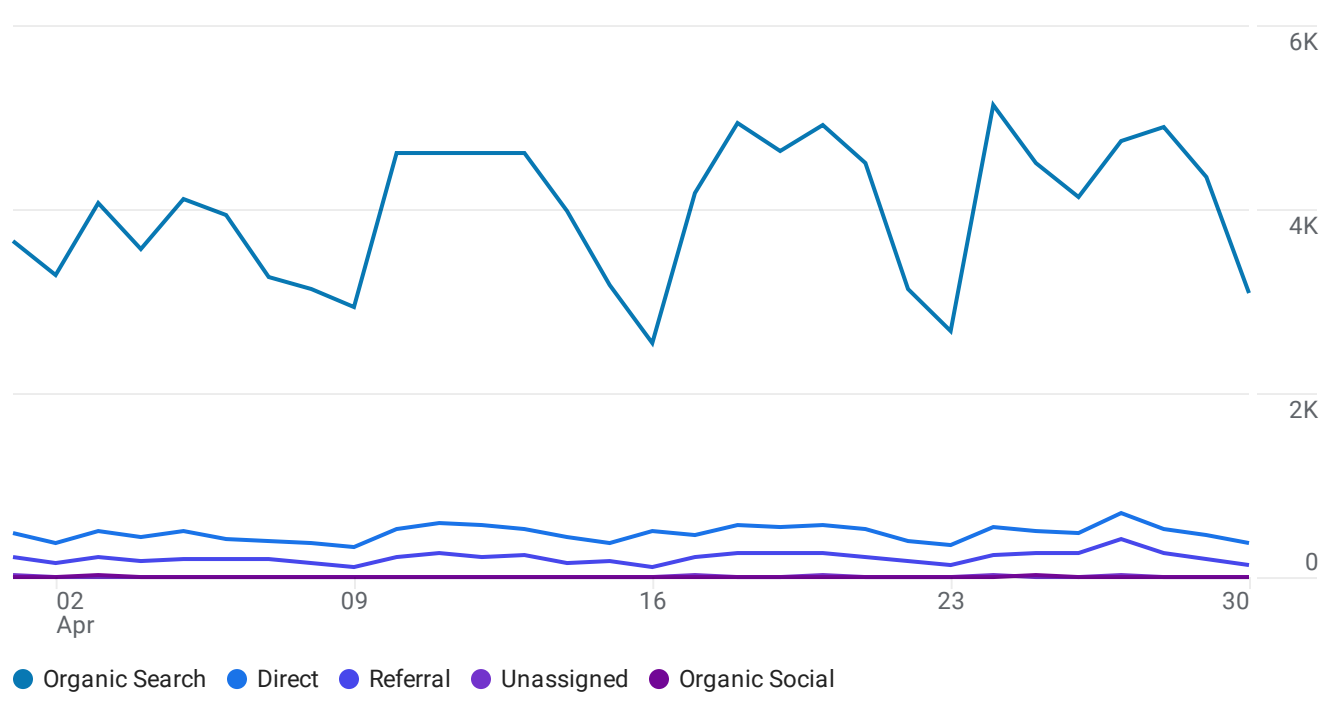
All Users Add comparison +

Custom Apr 1 - Apr 30, 2023 ▾

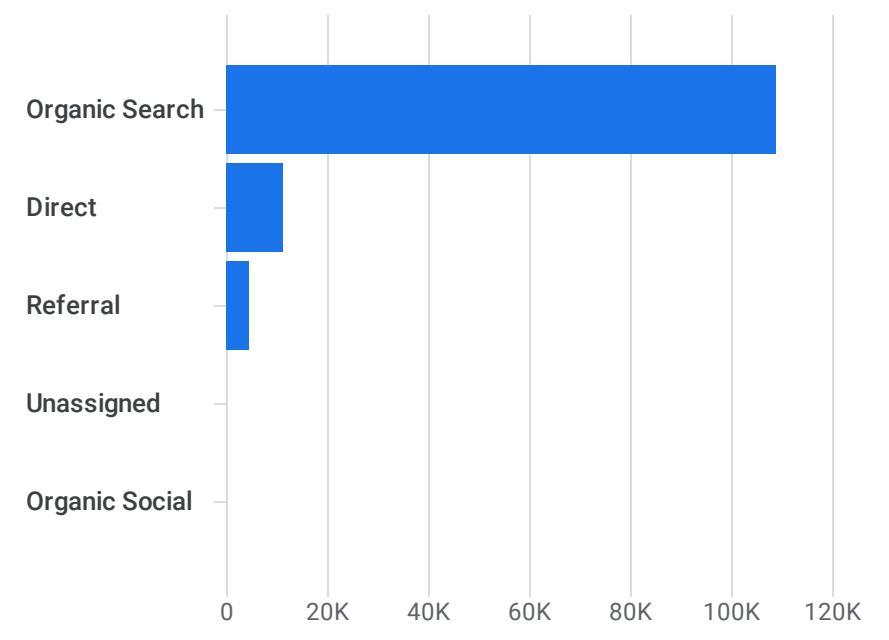
Traffic acquisition: Session default channel group ✓ ▾

Add filter +

Users by Session default channel group over time



Users by Session default channel group



Search...

Rows per page: 10 ▾ 1-6 of 6

Session default channel group ▾ +	↓ Users	Sessions	Engaged sessions	Average engagement time per session	Engaged sessions per user	Events per session
	124,135 100% of total	174,851 100% of total	95,525 100% of total	0m 29s Avg 0%	0.77 Avg 0%	4.96 Avg 0%
1 Organic Search	108,783	145,183	78,839	0m 28s	0.72	4.88
2 Direct	11,124	20,279	10,525	0m 25s	0.95	4.95
3 Referral	4,455	8,966	5,576	0m 50s	1.25	6.44
4 Unassigned	192	226	0	0m 51s	0.00	4.22
5 Organic Social	75	89	49	0m 16s	0.65	4.69
6 Organic Video	2	2	1	0m 05s	0.50	4.50

All Users [Add comparison](#)

Custom Apr 1 - Apr 30, 2023

Engagement overview

Average engagement time [?]

0m 41s

Engaged sessions per user [?]

0.77

Average engagement time per session

0m 29s

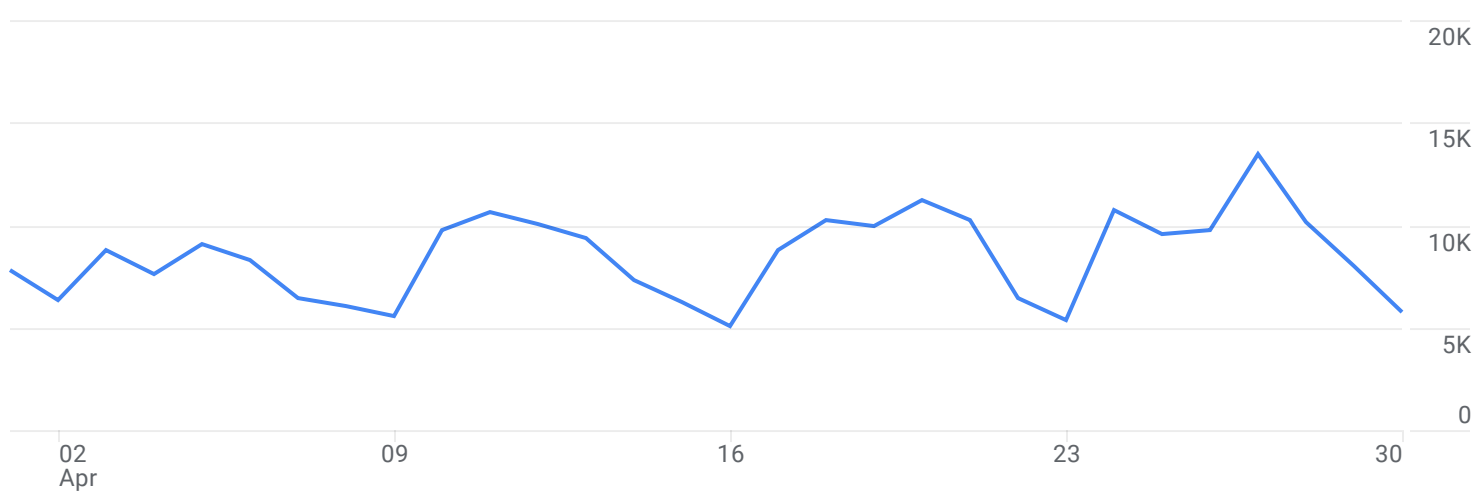


Views

254K

Event count

868K



Event count by Event name



EVENT NAME	EVENT COUNT
page_view	254K
session_start	173K
user_engagement	154K
first_visit	114K
scroll	77K
click	58K
file_download	36K

[View events](#)

Views by Page title and screen class



PAGE TITLE AND SCREEN CLASS

VIEWS

User activity over time



200K 30 DAYS

12.4K