

Visitor Summary

December 2022

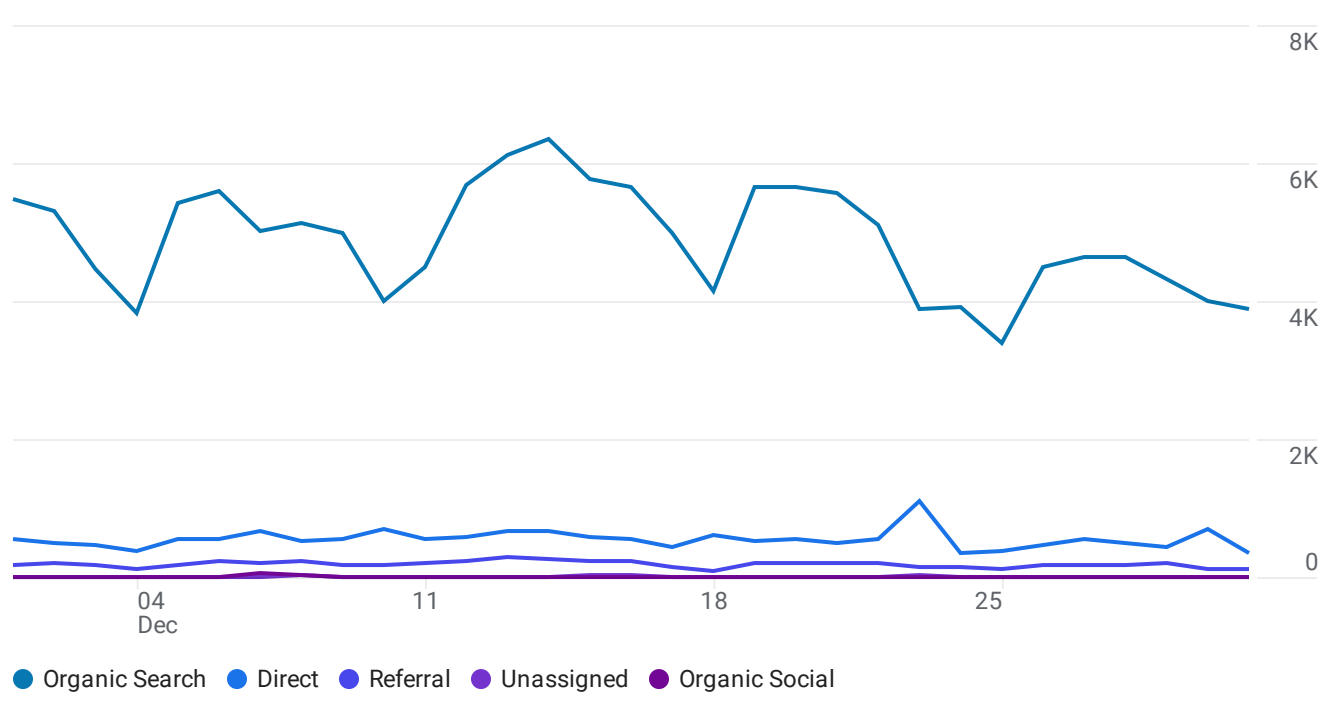
All Users Add comparison +

Custom Dec 1 - Dec 31, 2022 ▾

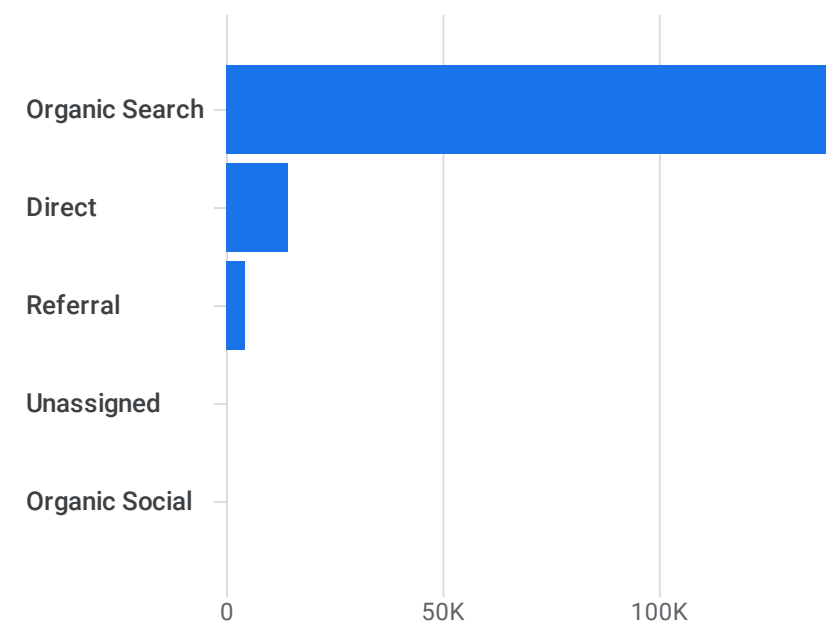
Traffic acquisition: Session default channel group ✓ ▾

Add filter +

Users by Session default channel group over time



Users by Session default channel group



Search...

Rows per page: 10 ▾ 1-6 of 6

Session default channel group ▾ +	↓ Users	Sessions	Engaged sessions	Average engagement time per session	Engaged sessions per user	Events per session
	156,295 100% of total	205,930 100% of total	112,928 100% of total	0m 33s Avg 0%	0.72 Avg 0%	4.95 Avg 0%
1 Organic Search	138,385	178,171	95,386	0m 33s	0.69	4.78
2 Direct	14,175	21,834	11,522	0m 30s	0.81	5.29
3 Referral	4,388	7,497	4,879	0m 53s	1.11	6.78
4 Unassigned	250	275	8	0m 48s	0.03	3.53
5 Organic Social	163	179	119	0m 29s	0.73	4.59
6 Organic Video	3	3	1	0m 08s	0.33	4.00

All Users [Add comparison](#)

Custom Dec 1 - Dec 31, 2022

Engagement overview

Average engagement time

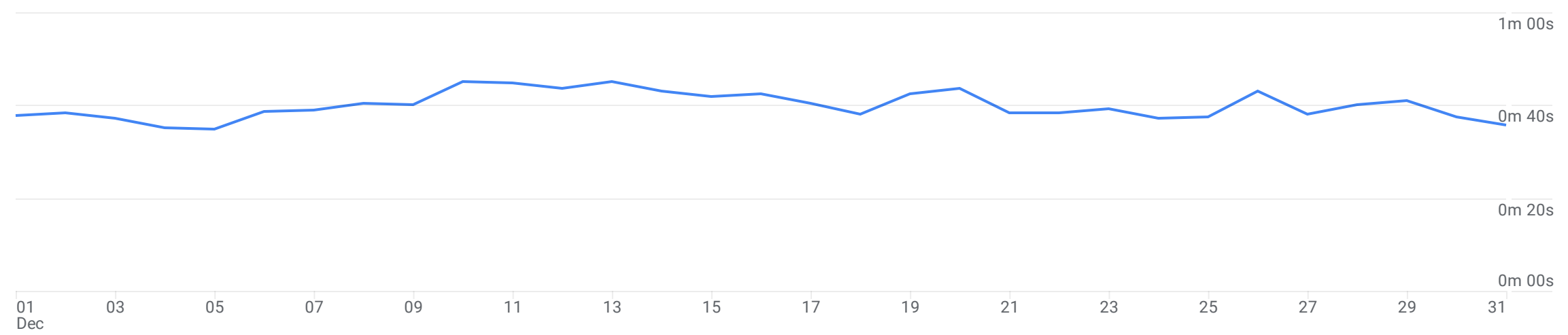
0m 44s

Engaged sessions per user

0.72

Average engagement time per session

0m 33s

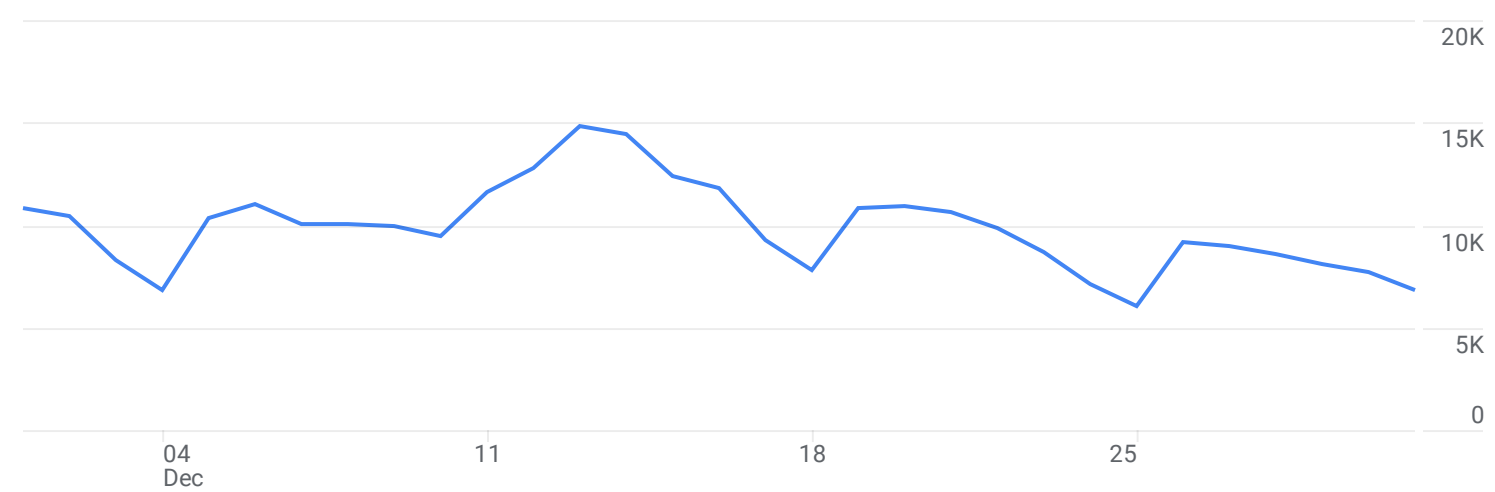


Views

306K

Event count

1M



Event count by Event name

EVENT NAME	EVENT COUNT
page_view	306K
session_start	207K
user_engagement	179K
first_visit	148K
scroll	95K
click	51K
file_download	32K

[View events](#)