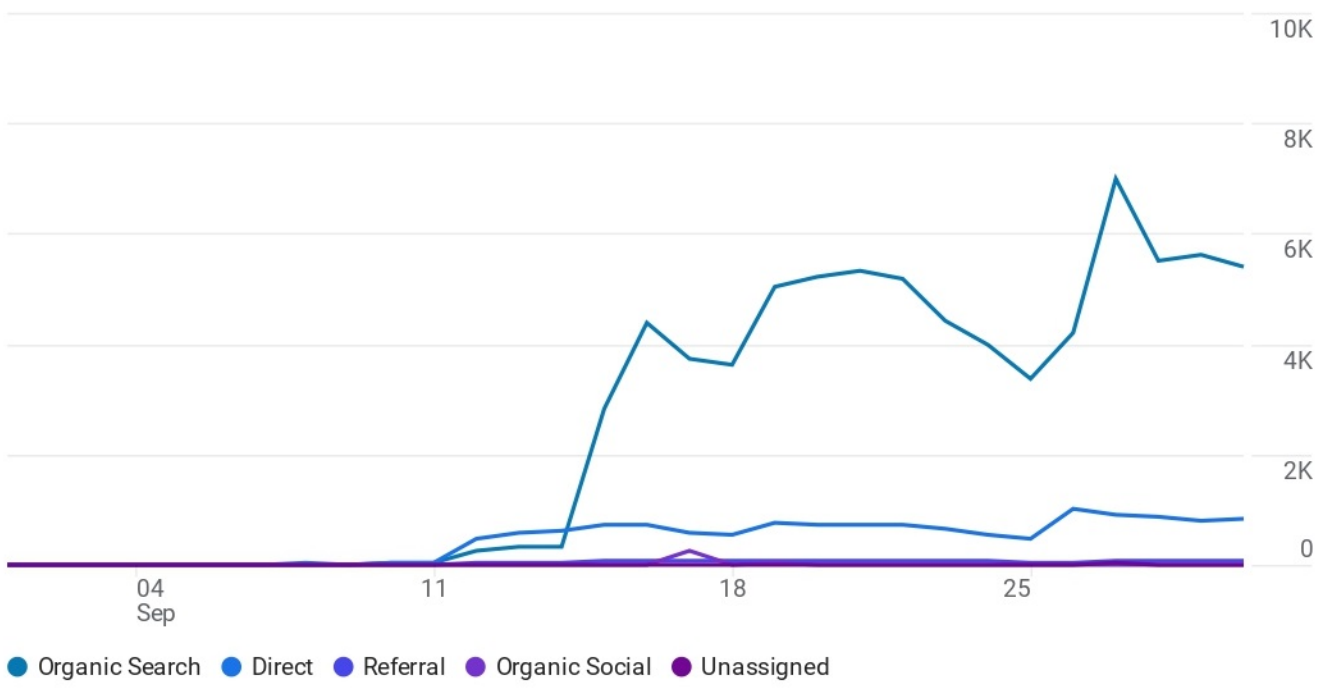


# Visitor Summary

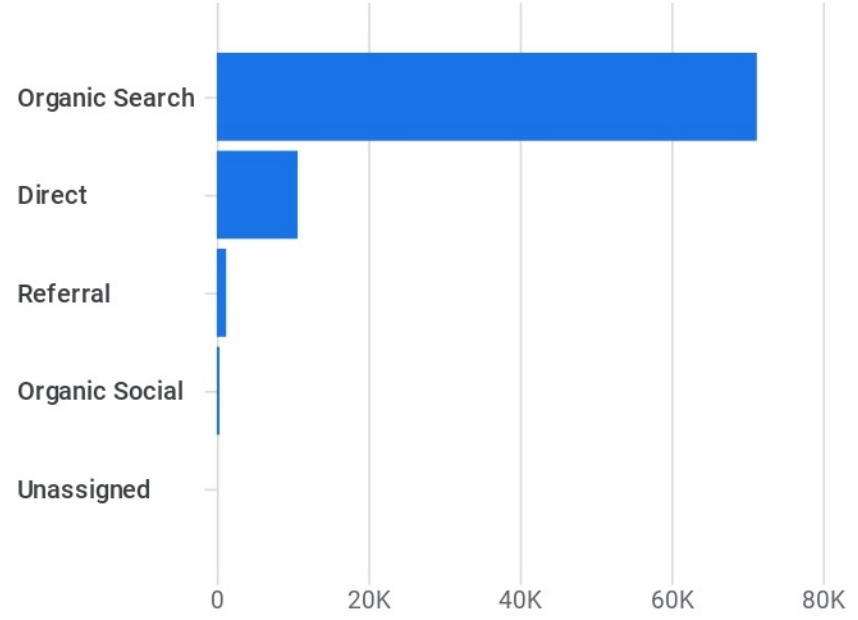
September 2022

Add filter +

Users by Session default channel grouping over time



Users by Session default channel grouping



Search...

Rows per page: 10 1-6 of 6

Session default...annel grouping	↓ Users	Sessions	Engaged sessions	Average engagement time per session	Engaged sessions per user	Events per session
	<b>83,447</b> 100% of total	<b>106,337</b> 100% of total	<b>57,861</b> 100% of total	<b>0m 34s</b> Avg 0%	<b>0.69</b> Avg 0%	<b>5.04</b> Avg 0%
1 Organic Search	71,271	86,330	46,960	0m 34s	0.66	4.90
2 Direct	10,669	17,214	10,061	0m 34s	0.94	5.93
3 Referral	1,235	1,486	960	0m 44s	0.78	5.94
4 Organic Social	359	382	133	0m 16s	0.37	3.72
5 Unassigned	155	192	6	1m 09s	0.04	4.61
6 Organic Video	6	13	2	0m 14s	0.33	3.00

Average engagement time ?

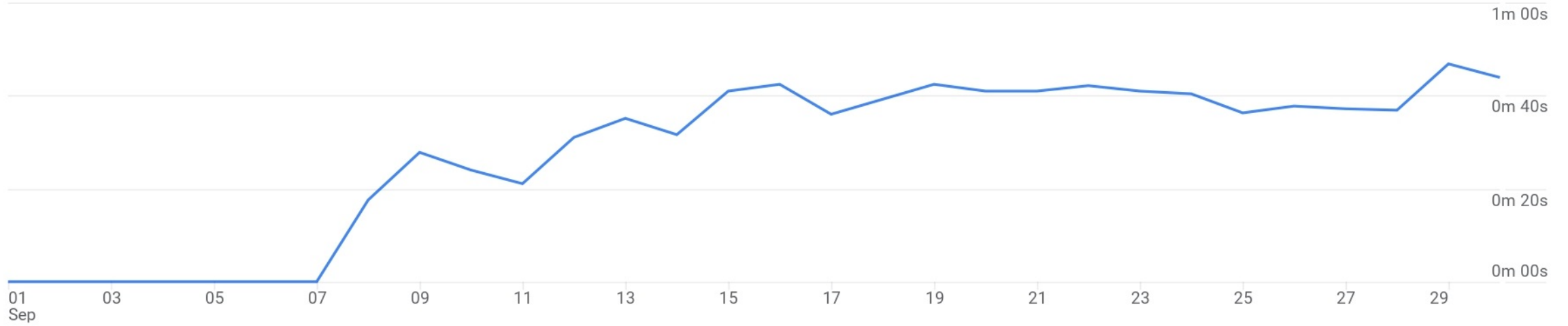
0m 43s

Engaged sessions per user ?

0.69

Average engagement time per session

0m 34s

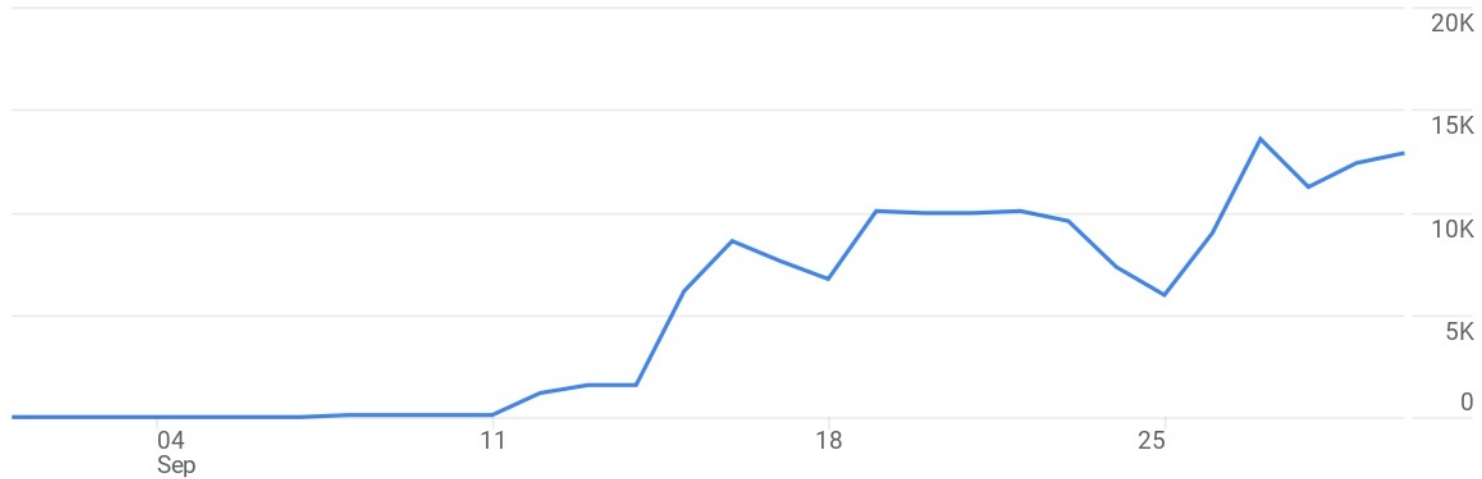


Views

155K

Event count

536K



Event count by Event name

EVENT NAME	EVENT COUNT
page_view	155K
session_start	105K
user_engagement	95K
first_visit	83K
scroll	49K
click	29K
file_download	19K

[View events](#) →