



सत्यमेव जयते

भारत सरकार  
Government of India

परमाणु ऊर्जा विभाग

Department of Atomic Energy




**ACCOUNTS AT A GLANCE**  
**2019 - 20**

# Preface

I am pleased to bring out the latest issue of “Accounts at a Glance” of the Department of Atomic Energy.

This publication is prepared annually with the objective of providing a broad overview of the activities of the Department of Atomic Energy as reflected in the Union Finance and Appropriation Accounts. Efforts have been made to present the information logically through tables, charts, diagrams and graphs.

I trust that this document will be informative and useful. Suggestions and comments to improve the form and content of the publication are most welcome.



**Sandeep T. Uke**  
Chief Controller of Accounts

Date: 30.09.2020  
Mumbai - 400 001.



## Contents

Chapter No.	Details	Page Nos.
1	Introduction of DAE	1 – 4
2	Activities of DAE Accounts	5 – 7
3	Highlights of Annual Accounts	8
4	Fund Flow during the F.Y. 2018-19	9 – 12
5	Disbursement under Consolidated Fund	13 – 22
6	Monthly Trend of Expenditure	23 – 24
7	Revenue Receipts of the Department	25 – 26
8	Financial Results	27 – 29
9	Investments in PSUs	30
10	Loans given to PSUs	31
11	Sector-wise Capital & Revenue Expenditure.	32 - 34
12	Object Head-wise Expenditure	35 - 36
13	Statements showing Composite Grants	37
14	Internal Inspection Wing	38 – 46





## **Chapter - 1**

### **Introduction of DAE**

As per clause 13 of the Atomic Energy Act the Government of India decided to set up “Atomic Energy Commission” on August 10,1948 in the Department of Scientific Research. A separate Department with full powers of Ministry was set up under the direct charge of the Prime Minister of India on 3rd August 1954. The objective was to set up an organisation with full authority to plan and implement the various measures on sound technical and economic principle and free from all non-essential restriction and needlessly inelastic rules. The intention was to give the Commission the same freedom of action as an autonomous body, while at the same time giving the power of authority of the Government. The Atomic Energy Commission has the powers of the Government of India in all its Ministries is so far as work of the Department of Atomic Energy is concerned.

Since its inception DAE has been engaged in the development of nuclear power technology, applications of radiation technologies in the fields of agriculture, medicine, industry and basic research. DAE comprises 5 major Research Centres, 3 Industrial organisations, 5 Public Sector Undertakings, 3 Service Organisations and 11 Aided Institutions. It has under its aegis, 2 Boards for promoting and funding extramural research in nuclear and allied fields, mathematics and a national institute (deemed university).

## Important Programmes of DAE

- Increasing share of nuclear power through deployment of indigenous and other proven technologies, along with development of fast breeder reactors and thorium reactors with associated fuel cycle facilities;
- Building and operation of research reactors for production of radioisotopes and carrying out radiation technology applications in the field of medicine, agriculture and industry;
- Development of advanced technologies such as accelerators, lasers, supercomputers, advanced materials and instrumentation and encouraging transfer of technology to industry;
- Support to basic research in nuclear energy and related frontier areas of science; Interaction with universities and academic institutions;
- Support to research and development projects having a bearing on DAE's programmes and International co-operation in related advanced areas of research; and
- Contribution to national security.

## **Major achievements During 2019-20**

1. During the Year NPCIL has registered highest ever electric commercial generation with the production of 45163 Million Units(MUs). NPCIL has also created a world record by continuous operation of 3 Nuclear Power Reactors KGS-1(962 days),RAPS-3(777 days ) and RAPS-5. Nuclear power reactors in operation registered 517 reactor years of safe operation by the end of the year.
2. Trial production of radioisotopes has commenced in newly commissioned Apsara-U reactor. More than 700 samples has been irradiated during the year .
3. A new version of “ANU NISHTA” was developed with enhanced hardware features ensuring cyber security of instrumentation and control system in Nuclear Power Plants. A digital lock-in amplifier to detect and measure very small AC signals and to eliminate phase dependency of the output was developed during the year.
4. As a part of the breeder seed program “Trombay crop varieties”, “ Trombay Chhattisgarh Dubraj Rice”, “Trombay Mustard TBM-204” have been released and Gazette notified for commercial cultivation.

5. A global cancer network system “NCG-Vishwam Cancer Care Connect” (NCG-Vishwam 3C) has been launched by the Department of Atomic Energy in Vienna. This global cancer network would share best practices of the NCG and will work towards eliminating disparities in cancer care worldwide by creating uniform standards of patient care by developing human resource for cancer prevention and management globally and collaborate in cancer research.
  
6. PFMS has been implemented in PAO DAE Secretariat wef 1.12.2019 and action is on hand to implement it in remaining PAOs.



## **Chapter – 2**

### **Activities of DAE Accounts**

Secretary, DAE is the Chief Accounting Authority in the Department. Chief Controller of Accounts, of the Department of Atomic Energy, looks after functions of Budget and Principal Accounts Office. The two divisions are headed by Budget & Planning Officer and Joint Controller (F&A) respectively.

The budget division consolidates the budget of the Department online through an in-house software program namely DAEBAS. This software is a pioneering work of DAE. The budget data seamlessly flows to budget division from 14 budgeting authorities. The compiled data is placed before the Atomic Energy Commission for approval & onward submission to Ministry of Finance. The budget division is supported by one Deputy Controller of Accounts and one Assistant Accounts Officer. The activities of budget division also includes distribution / allocation of funds to the Constituent Units, preparation of re-appropriation orders, submission of supplementary grants & surrenders to Ministry of Finance.

The Principal Accounts Office consolidates the accounts of the Department in the manner prescribed by the Controller General of Accounts, Ministry of Finance. There are 24 Pay & Accounts Offices (PAOs) and 8 Sub-pay and Accounts Offices (SPOs/DDOs) in the Department.

The Principal Accounts Office is presently manned by one Joint Controller (Finance & Accounts), one Deputy Controller of Accounts and two Assistant Accounts Officers under the Chief Controller of Accounts. The two sections namely, 'Control' and 'Finance Accounts' carry out the work of compiling the Monthly Accounts, preparation of Annual Accounts, preparation of Budget for Public Accounts, Receipts, Composite Grants and Pension, monitoring Implementation of Computerisation of Accounts and Payments, National Pension System, maintenance of DDR Balances, preparation of MIS Reports and Various Returns and Reports.

The Monthly Accounts received from PAOs through e-mail are downloaded and necessary scrutiny is carried out through computer softwares developed in-house. The accounts, when confirmed to be correct in all respects are consolidated in PRINCE software developed in-house.

As required by the Office of Controller General of Accounts, New Delhi the monthly account of each PAO of the Department is uploaded in to PFMS Portal. The consolidated accounts, which are due to be submitted to the O/o CGA by 10th of following month are normally submitted before due date. Report on the expenditure/receipts to CGA by way of a "Flash Report" is regularly furnished by 1st working day of every month. Chief Controller of Accounts apprises Controller General of Accounts the status of various suspense heads, reconciliation of Cheques & Bills, information relating to settlement of retirement benefits, receipt of utilization certificate etc.

The statements indicating the progress of expenditure up to the current month is provided to the PAOs for review, appraisal etc. immediately after consolidation of the Accounts. In addition to review at PAO level, the Principal Accounts Office also conducts extensive review of expenditure, receipts and DDR heads.

The review of the expenditure highlights shortcomings, if any. The shortcomings are brought to the attention of Heads of the Units, Heads of Accounts of the Units etc., for necessary corrective action, budgetary control and strict monitoring of fund flow. Chief Controller of Accounts reviews the status of expenditure on a monthly basis and apprises the Secretary, DAE.

## Chapter –3

### 3.1 Highlight of Annual Accounts

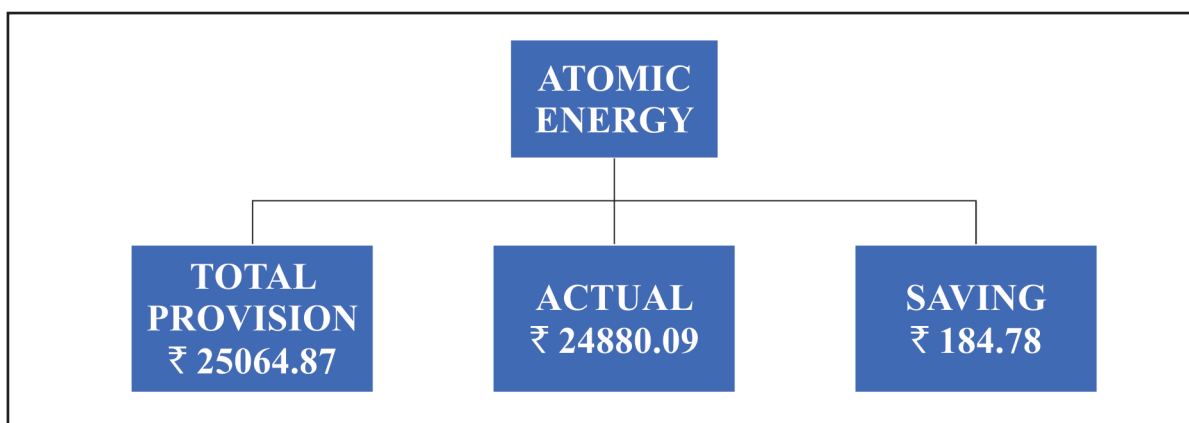
During the financial year 2019-20, the Department of Atomic Energy was authorized to operate its funds under Revenue and Capital Section of Grant No.3 - Atomic Energy. The funds provided under the Grant was ₹ 25095.57 Crore inclusive of an amount of ₹ 727.68 Crore obtained through Supplementary Grants. Out of this, an amount of ₹ 30.70 Crore was surrendered to Ministry of Finance.

### 3.2 Summary of Accounts

During the year 2019-20 for Grant No. 3 - Atomic Energy the total expenditure was ₹ 24880.09 Crore against sanctioned Provision of ₹ 25095.57 Crore. The expenditure consists of revenue expenditure of ₹ 15416.36 Crore and capital expenditure of ₹ 9463.73 Crore under Grant No. 3 - Atomic Energy

#### 3.2.1 Summary of Annual Accounts 2019 - 20

(₹ In Crore)



## Chapter-4

### 4.1.1 Fund Flow during the Financial Year 2019-20

(₹ in Crore)

RECEIPTS (Cr.)	AMOUNT	DISBURSEMENTS (Dr.)	AMOUNT
CONSOLIDATED FUND OF INDIA ( C.F.I. )		CONSOLIDATED FUND OF INDIA ( C.F.I. )	
REVENUE RECEIPTS	<b>2744</b>	REVENUE :	<b>16144</b>
		GENERAL SERVICES           788	
		ECONOMIC SERVICES       15353	
		SOCIAL SERVICES            03	
INTEREST RECEIPTS	<b>1677</b>		
OTHER RECEIPTS	<b>1708</b>		
		<b>CAPITAL :</b>	<b>8079</b>
		ECONOMIC SERVICES       5575	
LOAN RECOVERIES	<b>731</b>	LOANS & ADVANCES       2504	
<b>TOTAL</b>	<b>6860</b>	<b>TOTAL</b>	<b>24223</b>
<b>PUBLIC ACCOUNT</b>		<b>PUBLIC ACCOUNT</b>	
SMALL SAVINGS & PROVIDENT FUND	<b>598</b>	PROVIDENT FUND	<b>434</b>
DEPOSITS AND ADVANCES	<b>361</b>	DEPOSITS AND ADVANCES	<b>200</b>
RESERVE FUNDS	<b>24</b>	RESERVE FUNDS	<b>13</b>
SUSPENSE	<b>20795</b>	SUSPENSE	<b>3768</b>
<b>TOTAL</b>	<b>21778</b>	<b>TOTAL</b>	<b>4415</b>
<b>TOTAL - RECEIPTS</b>	<b>28638</b>	<b>TOTAL - DISBURSEMENTS</b>	<b>28638</b>

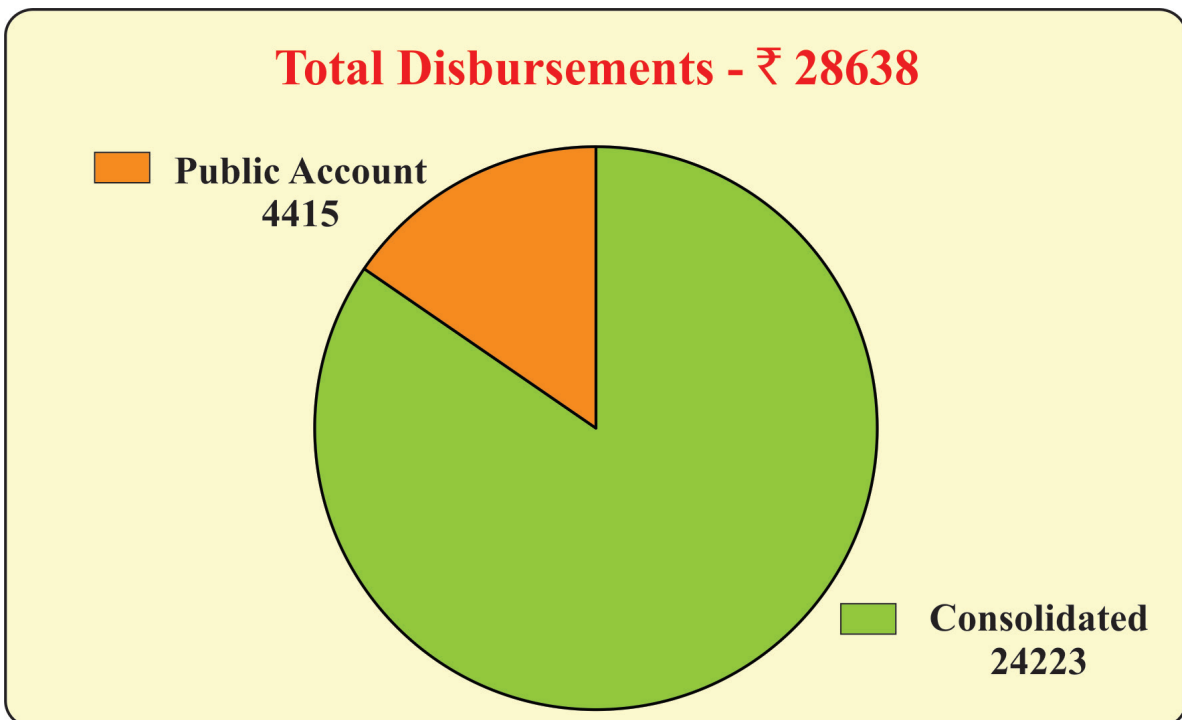
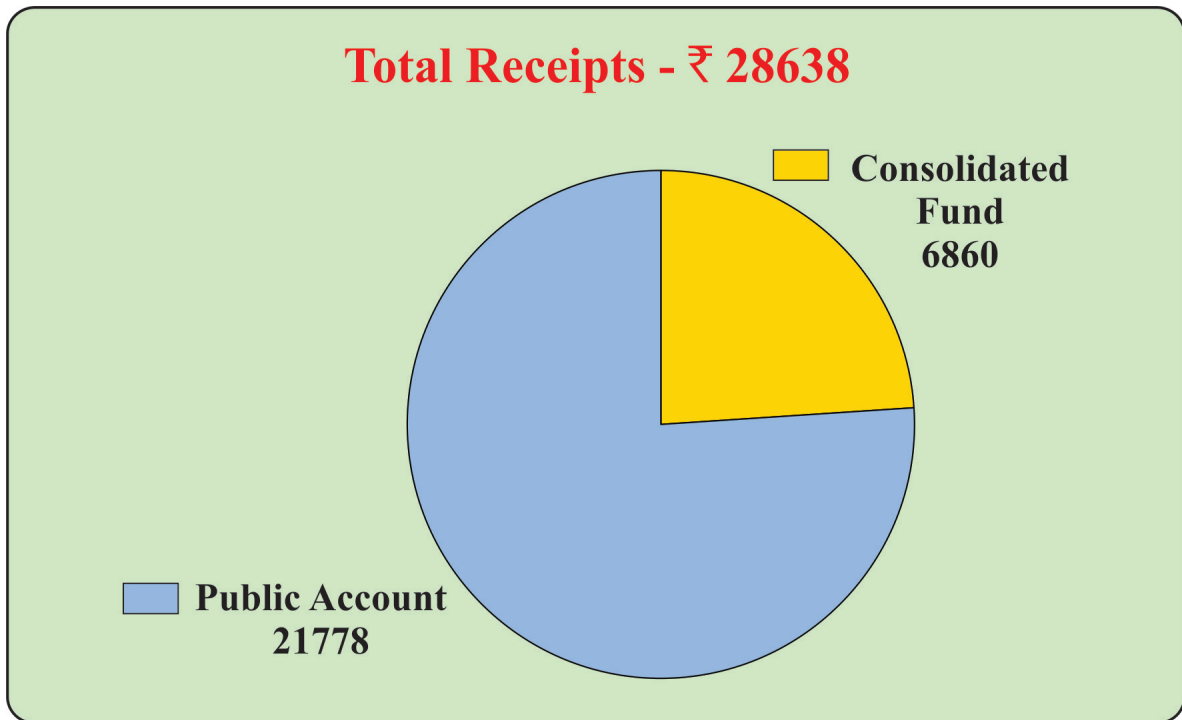
Note: CONSOLIDATED FUND OF INDIA

1. Revenue Receipts consists of Revenue from Commercial Undertakings (HWB, NFC & BRIT), Lease Charges on Heavy Water, Lease Charges on Fuel and sale of Isotopes etc.
2. Interest Receipts consists of Interests received from Commercial Undertakings, Interests on loans from Government servants
3. Other receipts consists of Nuclear Liability Fund and other miscellaneous receipts.
4. Recovery of Loans from Public Sector Undertakings and repayment of loans by Govt. Servants, PUBLIC ACCOUNT
5. Small Savings and Provident Funds consists of Central Government Employees Group Insurance (CGEGIS), General Provident Fund and Contributory Provident Fund etc.
6. Deposits & Advances consists of Earnest Money Deposits(EMD), Security Deposits(SD), Unclaimed Deposits of Provident Funds and other Deposits etc.



### 4.1.2 Fund Flow during the Financial Year 2019-20

(₹ in Crore)



## 4.2 Details of Receipts during the Financial Year 2019-20

(₹ in Crore)

Sr. No.	Item	Actuals	
1	<b>Tax Revenue</b>		
	1.1. 0020 - Corporation Tax	16	
	1.2 0021 - Income Tax	625	
	<b>Total Tax Revenue</b>		<b>641</b>
2	<b>Non-Tax Revenue</b>		
	2.1 Interest Receipts	1677	
	2.2 Dividend	1044	
	2.3 Power	812	
	2.4 Industries	1835	
	2.5 Atomic Energy Research etc.	97	
	2.6 Others	23	
	<b>Total Non-Tax Revenue</b>		<b>5488</b>
3	<b>Loan Recoveries From PSUs</b>		<b>725</b>
4	<b>Repayment from Govt. Servants</b>		<b>6</b>
<b>TOTAL</b>			<b>6860</b>

Note : TAX REVENUE

1. Corporation Tax and Income Tax are TDS from Companies, Contractors Bills and from Employees etc.

NON-TAX REVENUE

2. Dividend from PSUs, revenue from Commercial Undertakings, Lease Charges on Heavy Water / Fuel, sale of Isotopes, Interests from Commercial Undertakings/Government Servants.

## Chapter - 5

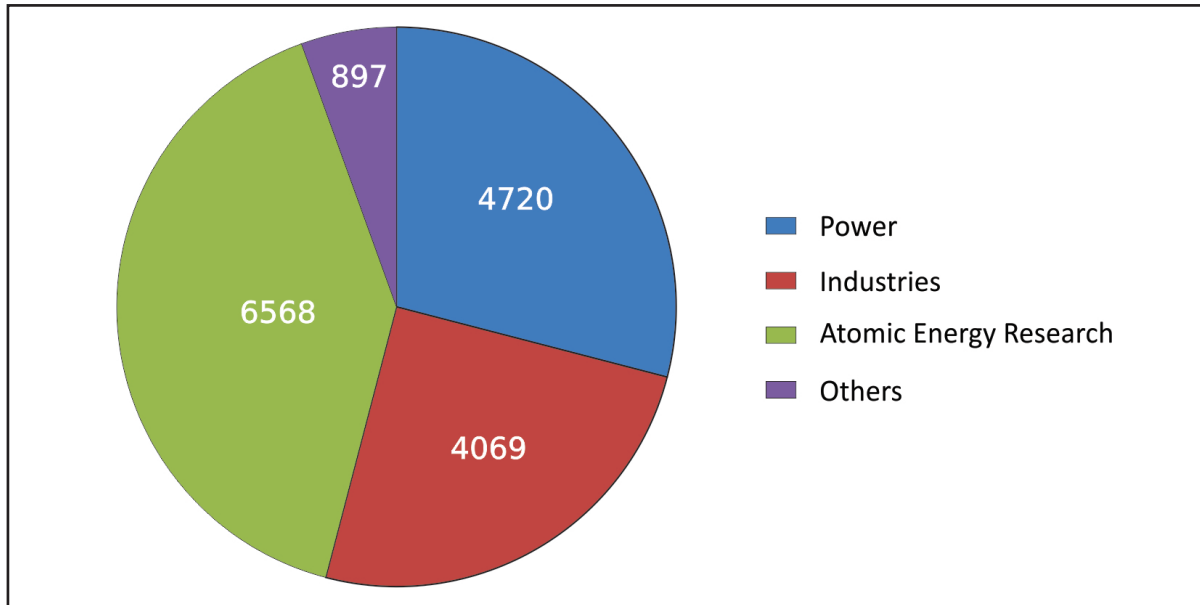
### 5.1.1 Disbursement Under Consolidated Fund during the Financial Year 2019-20

(₹ in Crore)

Sr. No.	Item	Actuals
	<b>Revenue</b>	
1	Interest Payment	192
2	Pension and Other Retirement Benefits	596
3	Power	4720
4	Industries	4069
5	Atomic Energy Research	6568
6	Department of Science & Technology	50
7	Social Services	3
8	Secretariat - Economic Services	56
	<b>Total - Revenue (1 to 8)</b>	<b>16254</b>
	<b>Capital</b>	
9	Power Project	3090
10	Atomic Energy Industries	4416
11	Atomic Energy Research	1957
12	Loans to Government Servants etc.	4
	<b>Total - Capital (9 to 12)</b>	<b>9467</b>
	<b>Total - Disbursements (1 to 12)</b>	<b>25721</b>

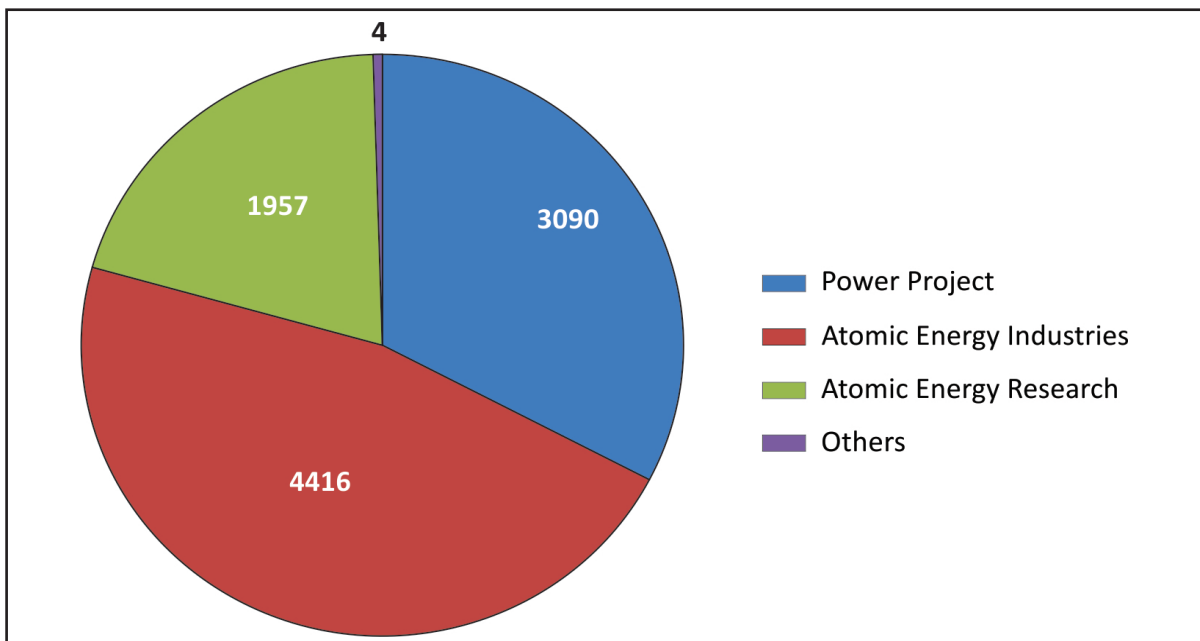
### 5.1.2 Disbursement Under Consolidated Fund Revenue (Total ₹ 16254 Crore)

(₹ in Crore)



### 5.1.3 Disbursement Under Consolidated Fund Capital (Total ₹ 9467 Crore)

(₹ in Crore)



## 5.2 Debt, Deposit, Remittance & Suspense Head Balances in Finance Accounts 2019 - 20

(₹ in Crore)

Major Head	Opening Balance as on 1.4.2019		Receipts during 2019-20	Disbursement during 2019-20	Closing Balance as on 31.3.2020	
<b><u>CONSOLIDATED FUND OF INDIA</u></b>						
<b><u>LOANS &amp; ADVANCES</u></b>						
6801 - Loans for Power Projects	Dr.	5669.34	725.67	2500.00	Dr.	7443.67
7475 - Loans for Other General Economic Services	Dr.	0.00	0.00	0.00	Dr.	0.00
7610 - Loans to Government servants etc	Dr.	22.38	5.79	3.91	Dr.	20.50
<b>Total - CONSOLIDATED FUND</b>	<b>Dr.</b>	<b>5691.72</b>	<b>731.46</b>	<b>2503.91</b>	<b>Dr.</b>	<b>7464.17</b>
<b><u>PUBLIC ACCOUNT</u></b>						
<b><u>SMALL SAVINGS, PROVIDENT FUND ETC.</u></b>						
8008 - Income & Expenditure of National Small Savings	Dr.	0.19	0.00	0.00	Dr.	0.19
8009 - State Provident Fund	Cr.	2491.12	588.28	423.78	Cr.	2655.62
8011 - Insurance & Pension Funds	Dr.	40.00	2.63	10.26	Dr.	47.63
8012 - Special Deposits & Accounts	Cr.	3.91	0.00	0.00	Cr.	3.91
8014 - Postal Life Insurance Scheme	Cr.	67.66	7.59	0.00	Cr.	75.25
<b>Total - SMALL SAVINGS, PF ETC.</b>	<b>Cr.</b>	<b>2522.50</b>	<b>598.50</b>	<b>434.04</b>	<b>Cr.</b>	<b>2686.96</b>



## 5.2 Debt, Deposit, Remittance & Suspense Head Balances in Finance Accounts 2018 - 19

(₹ in Crore)

Major Head	Opening Balance as on 1.4.2018		Receipts during 2018-19	Disbursement during 2018-19	Closing Balance as on 31.3.2020	
<b>RESERVE FUNDS</b>						
8115 - Depreciation/Renewals of Reserve Fund	Cr.	433.87	24.00	13.49	Cr.	444.38
8121 - General & Other Reserve Fund	Cr.	0.00	0.00	0.00	Cr.	0.00
<b>Total - RESERVE FUNDS</b>	<b>Cr.</b>	<b>433.87</b>	<b>24.00</b>	<b>13.49</b>	<b>Cr.</b>	<b>444.38</b>
<b>DEPOSITS AND ADVANCES</b>						
8443 - Civil Deposits	Cr.	987.77	360.62	199.82	Cr.	1148.57
8550 - Civil Advances	Dr.	0.33	0.11	0.11	Dr.	0.33
<b>Total - DEPOSITS AND ADVANCES</b>	<b>Cr.</b>	<b>987.44</b>	<b>360.73</b>	<b>199.93</b>	<b>Cr.</b>	<b>1148.24</b>
<b>SUSPENSE &amp; MISCELLANEOUS</b>						
8658 - Suspense Accounts	Cr.	180.32	-33.93	-0.90	Cr.	147.29
8670 - Cheques and Bills	Cr.	32.05	87.35	0.00	Cr.	119.40
8672 - Permanent Cash Imprest (Civil)	Dr.	0.25	0.02	0.02	Dr.	0.25
8674 - Security Deposits made by Govt.	Dr.	120.70	1.60	3.33	Dr.	122.43
8675 - Deposits with Reserve Bank (Closed to Govt. Account)		Closed to Govt. A/c.	20740.17	3765.02		Closed to Govt. A/c.
8680 - Misc. Govt. Account		Closed to Govt. A/c.	0.00	0.00		Closed to Govt. A/c.
<b>Total - SUSPENSE &amp; MISCELLANEOUS</b>	<b>Cr.</b>	<b>91.42</b>	<b>20795.21</b>	<b>3767.47</b>	<b>Cr.</b>	<b>144.01</b>
<b>Total - PUBLIC ACCOUNT</b>	<b>Cr.</b>	<b>4035.23</b>	<b>21778.44</b>	<b>4414.93</b>	<b>Cr.</b>	<b>4423.59</b>

### 5.3 Statement of Central Transactions (SCT) of other Ministries

Though the Grant No.3 - Atomic Energy is totally controlled by this Department, some portion of funds were placed at the disposal of other Ministries to incur the expenditure on behalf of this Department. During the year 2019-20 Ministry of External Affairs incurred expenditure to the tune of ₹ 3.42 Crore in respect of two regular establishments abroad viz. Embassy of India, Vienna and Technical Liaison Mission, Paris.

### 5.4 Statement of Central Transactions (SCT) of D.A.E

Principal Accounts Office, DAE had also incurred expenditure on behalf of other Ministries. All these expenditures were routed through the Statement of Central Transactions of DAE and appeared in the Appropriation Accounts of respective Ministries. The statement given below indicates such cases:

Grant No.	Details	₹ in Crore	Ministry against which the bookings made
35	Major Head - 2049 - Interest Payment	192.18	Ministry of Finance
27	Major Head - 7610 - Loans to Government Servants	3.91	Ministry of Finance
37	Major Head - 2071 - Pension and Other Retirement Benefits	595.50	Ministry of Finance, Central Pension Accounting Office
37	Major Head - 2235 – Social Securities and welfare	0.39	Ministry of Labour
46	Major Head - 2245 – Relief on acct of natural Calamities	2.15	Ministry of Home Affairs
86	Major Head - 3425 –Other Scientific Research	50.01	Ministry of Science & Technology

## **5.5 Appropriation Accounts**

The Appropriation Accounts of the Department explains the financial transactions taking place under Grant No. 3 - Atomic Energy. Expenditure incurred under Revenue and Capital with its bifurcation of Charged and Voted has been explained in the Appropriation Accounts.

The charts given in the next pages explain the fund allocation and the utilization of the same in the Department under Grant No. 3. The actual expenditure under the Grant could not attain the B.E. level resulting in savings in excess of ₹ 100 Crore.

An Explanatory Note for the saving occurred in excess of ₹ 100 Crore under Capital Section of Grant No. 3 - Atomic Energy has been furnished to Director General of Audit, Central Revenues for vetting. On vetting of the same, it will be furnished to Public Accounts Committee through Ministry of Finance.

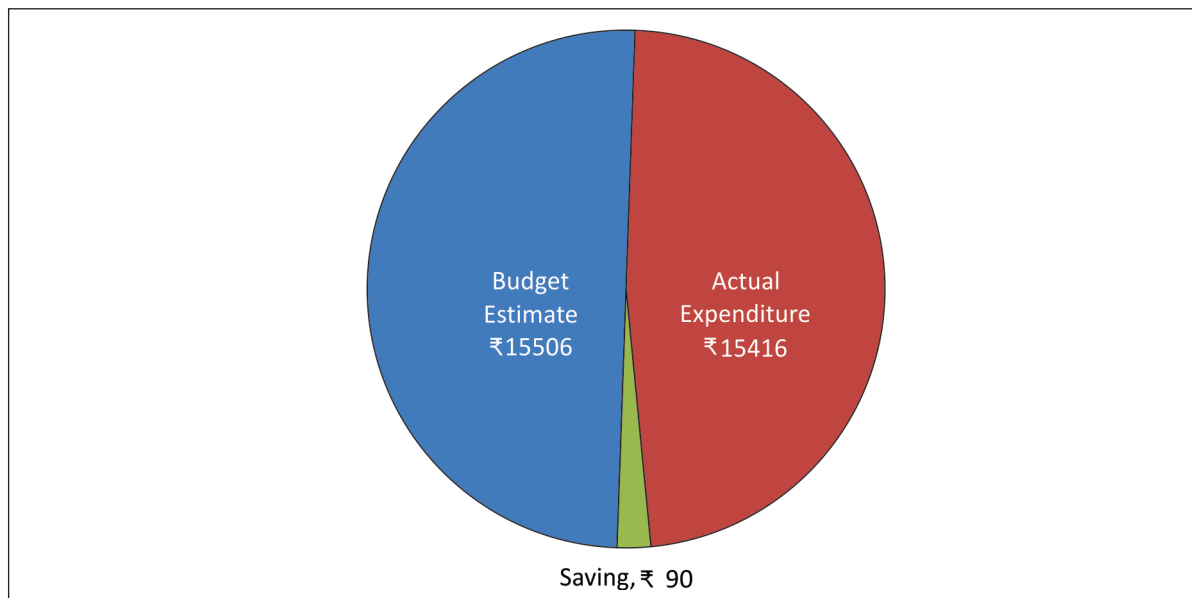
The Appropriation Accounts under Grant No. 3 - Atomic Energy is explained in the next two pages.

## Appropriation Accounts 2019-20

### Atomic Energy

### Revenue Section

(₹ in Crore)

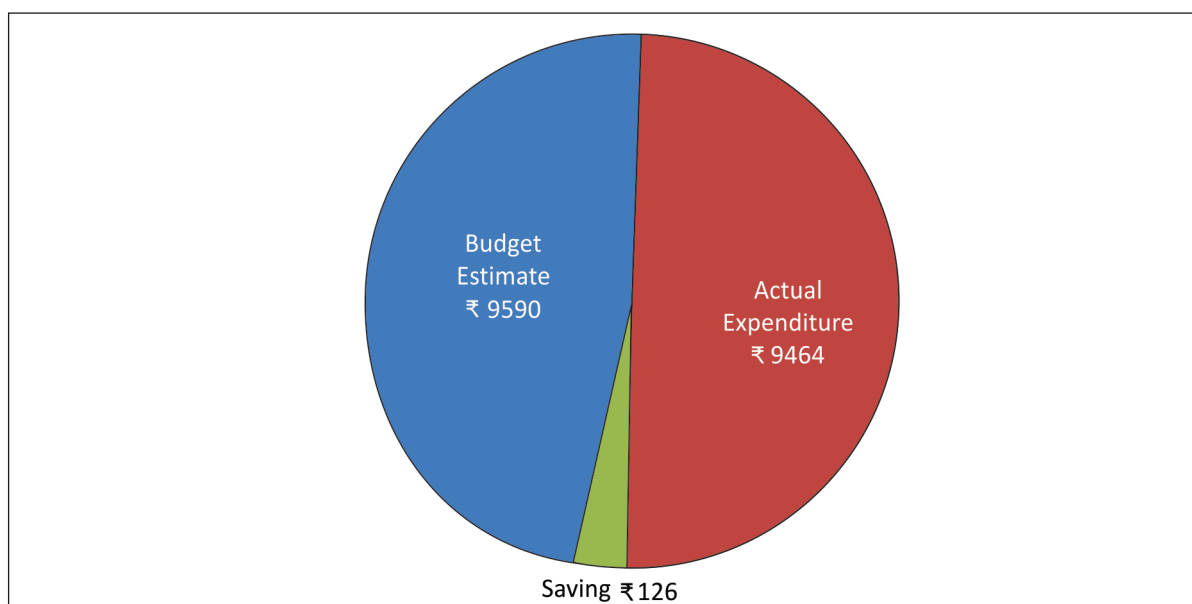


## Appropriation Accounts 2019-20

### Atomic Energy

### Capital Section

(₹ in Crore)



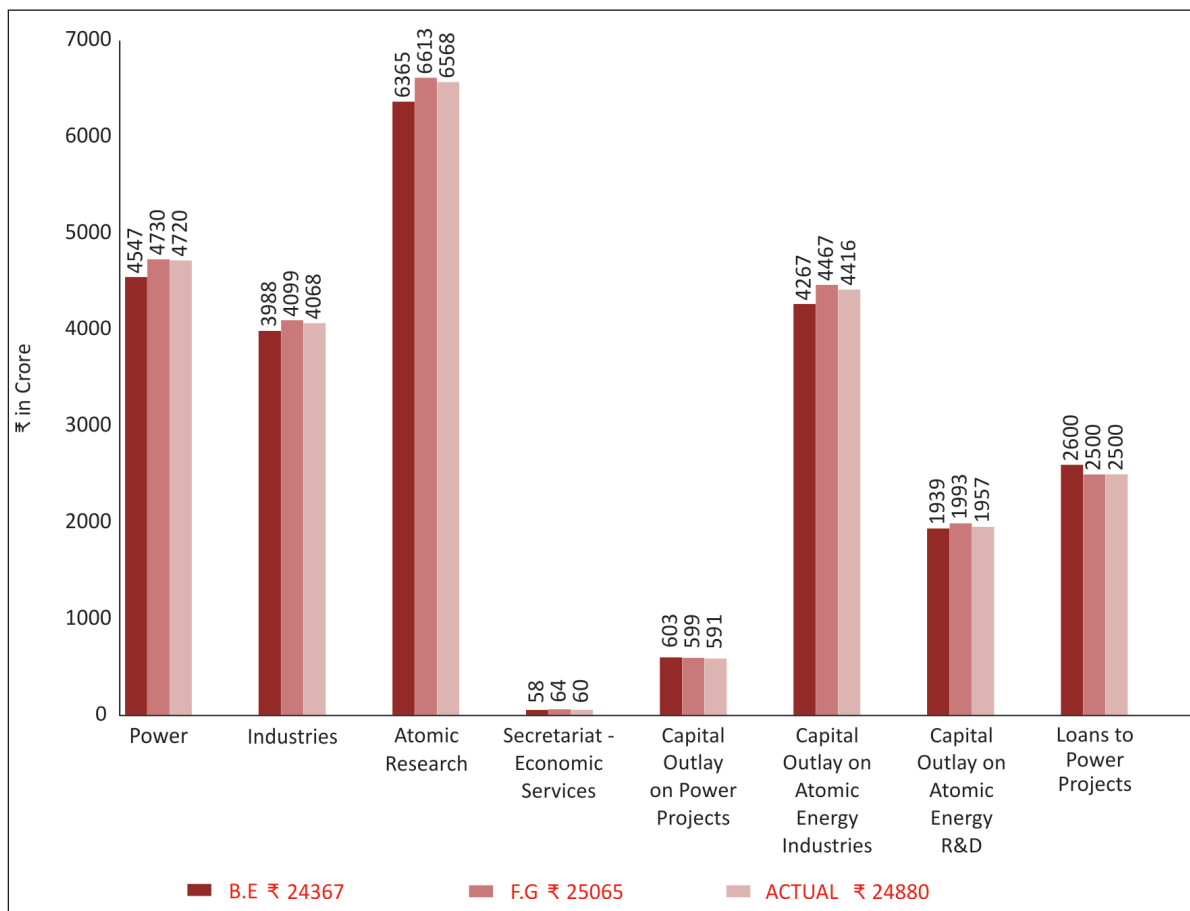
### 5.5.1 Major Headwise Statement for the Year 2019 - 20

(₹ in Crore)

MAJOR HEAD	B.E. 2019-20	R.E. 2019-20	F.G. 2019-20	ACTUAL EXPENDITURE
<b>Grant No. 3</b>				
<b>Atomic Energy</b>				
Power	4547	4731	4730	4720
Industries	3988	4139	4099	4068
Atomic Research	6365	6603	6613	6568
Secretariat - Economic Services	58	65	64	60
Capital Outlay on Power Projects	603	599	599	591
Capital Outlay on Atomic Energy Industries	4267	4494	4467	4416
Capital Outlay on Atomic Energy R&D	1939	1955	1993	1957
Loans to Power Projects	2600	2510	2500	2500
<b>Total - Grant No. 3</b>	<b>24367</b>	<b>25096</b>	<b>25065</b>	<b>24880</b>

Note : Final Grant (F.G.) inclusive of B.E., Supplementary Grant, Reappropriation & Surrender

## 5.5.2 Major Sectorwise Statement for the Year 2019-20



## 5.6 Details of Suspense

Operations of Suspense Heads are resorted to account the banking transactions (Public Sector Bank Suspense). The Pay and Accounts Office Suspense is mainly operated to carryout the transactions related to Ministry of Defence. The operation of Suspense is closely monitored and as on 31.03.2020 the balance is ₹14737 lakh (Credit).

The transaction under Suspense Head during the year 2019-20 is as follows:

(₹ in Crore)

Head of Account	Transactions during 2019-20			
	Opening Balance as on 01.04.2019	Receipt during 2019-20	Disbursement during 2019-20	Closing Balance as on 31.03.2020
<b>8658 – SUSPENSE ACCOUNTS</b>				
Pay & Accounts Office Suspense	Cr. 150.15	(-) 11.26	0.00	Cr. 138.89
Suspense Accounts (Civil)	Dr. 0.11	2.34	0.02	Cr. 2.21
Public Sector Bank Suspense	Cr. 30.28	(-) 24.97	(-) .92	Cr. 6.23
GST	Cr. 0	0.04	0	Cr. 0.04
<b>Total – Suspense</b>	<b>Cr. 180.32</b>	<b>(-) 33.93</b>	<b>(-) 0.90</b>	<b>Cr 147.37</b>

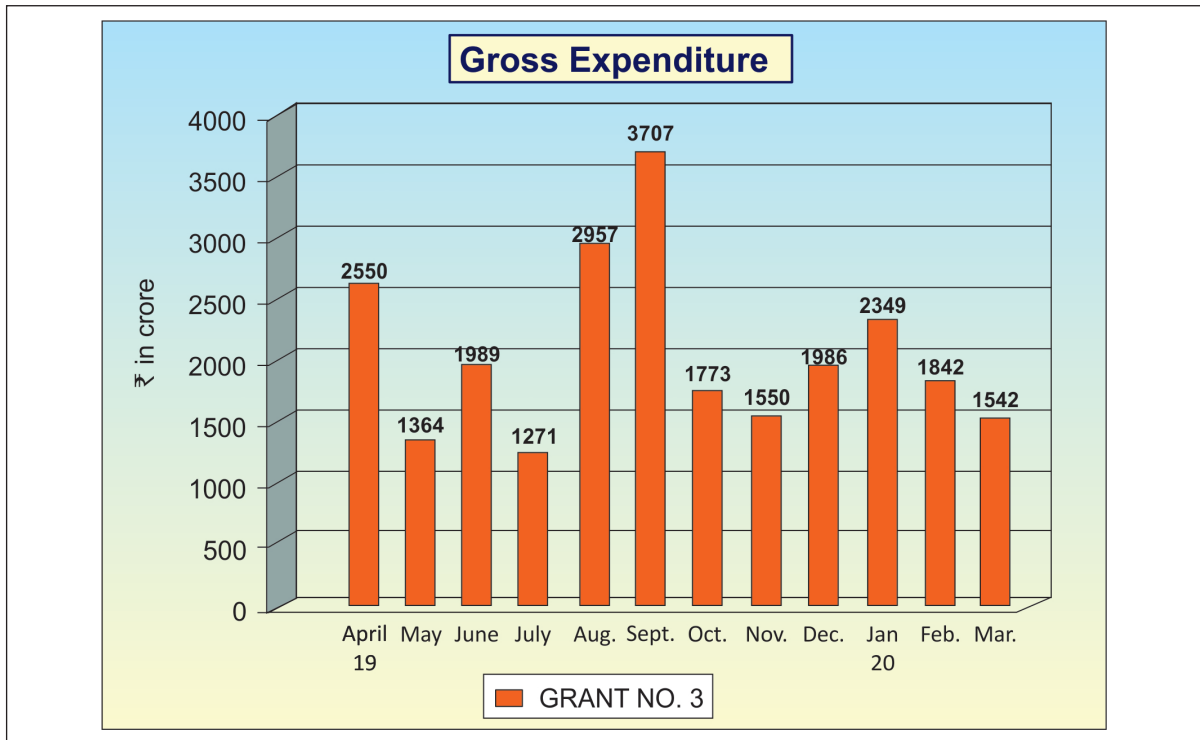
## Chapter - 6

### Monthly Trend of Expenditure

#### 6.1 Monthly Trend of Gross Expenditure (Total)

(₹ in Crore)

MONTH	GRANT NO. 3
April, 2019	2550
May	1364
June	1989
July	1271
August	2957
September	3707
October	1773
November	1550
December	1986
January, 2020	2349
February	1842
March	1542
<b>Total</b>	<b>24880</b>

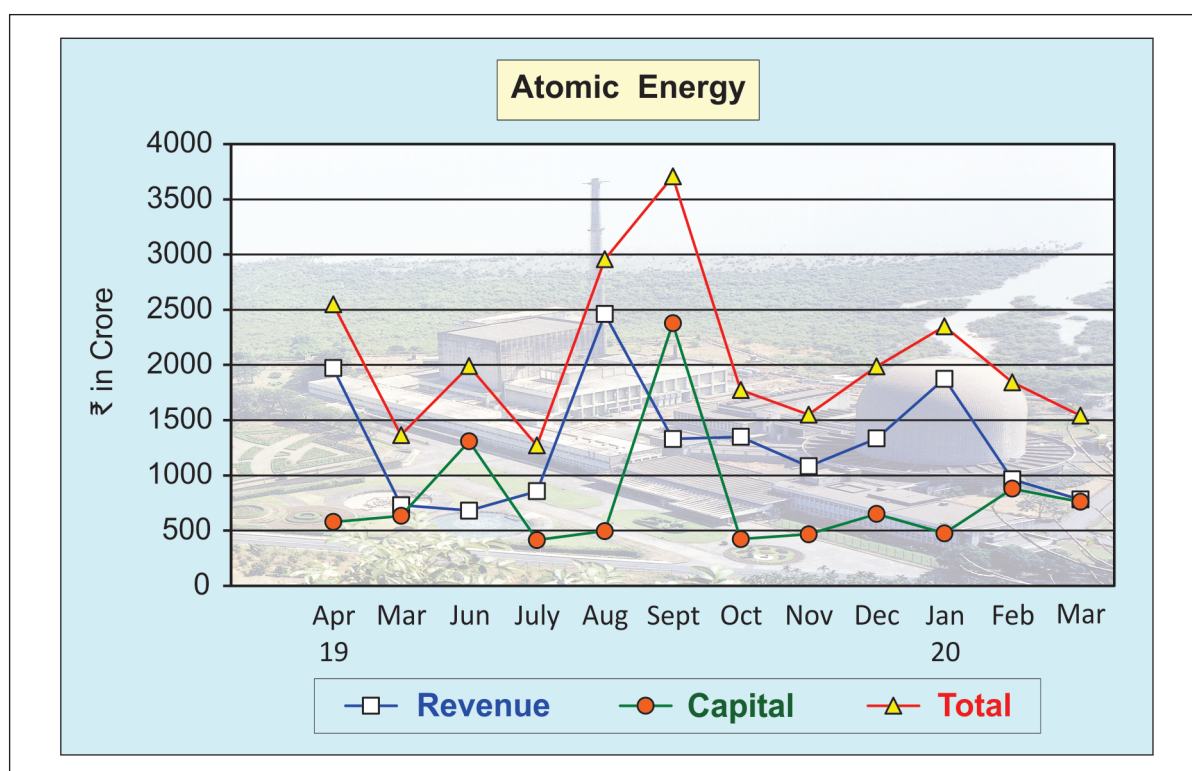




## 6.2 Monthly Trend of Expenditure Under Grant No. 3 ( Gross ) for 2019-20

(₹ in Crore)

Month	Grant No. 3 - Atomic Energy		
	Revenue	Capital	Total
April, 2019	1972	578	2550
May	730	634	1364
June	681	1308	1989
July	857	414	1271
August	2461	496	2957
September	1330	2377	3707
October	1349	424	1773
November	1083	467	1550
December	1335	651	1986
January, 2020	1874	475	2349
February	963	879	1842
March	781	761	1542
<b>Total</b>	<b>15416</b>	<b>9464</b>	<b>24880</b>



## Chapter - 7

### Receipts of the Department during the Financial Year 2019 -20

#### 7.1 REVENUE RECEIPTS

(₹ in Crore)

MAJOR HEAD	B.E.	R.E.	ACTUALS
0801 - Power	3150.58	3117.13	811.41
0852 - Industries	2424.78	2441.73	1834.91
1401 - R & D	99.05	103.38	96.59
<b>Total</b>	<b>5674.41</b>	<b>5662.24</b>	<b>2742.91</b>

#### 7.2 RECOVERIES ADJUSTED UNDER PART - IV

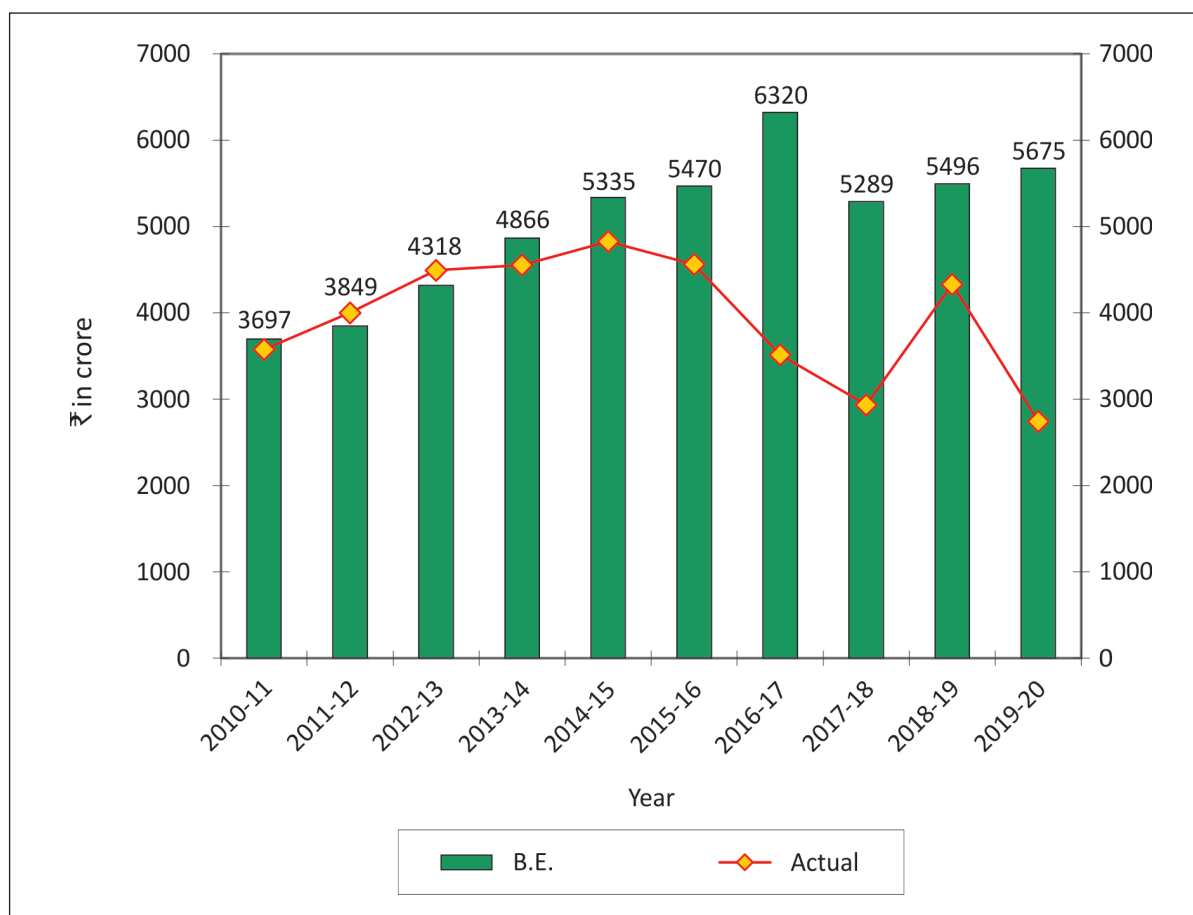
(₹ in Crore)

MAJOR HEAD	B.E.	R.E.	ACTUALS
<b>Grant No. 3</b>			
2852	82.95	83.48	25.53
3401	101.00	100.47	84.03
4861	1483.09	1483.09	1388.23
<b>Total</b>	<b>1667.04</b>	<b>1667.04</b>	<b>1497.79</b>

### 7.3 Departmental Revenue Receipts from 2010-11 to 2019-20

(₹ in Crore)

Year	B.E.	Actual
2010-11	3697	3576
2011-12	3849	4000
2012-13	4318	4494
2013-14	4866	4554
2014-15	5335	4826
2015-16	5470	4562
2016-17	6320	3513
2017-18	5289	2935
2018-19	5496	4331
2019-20	5675	2744



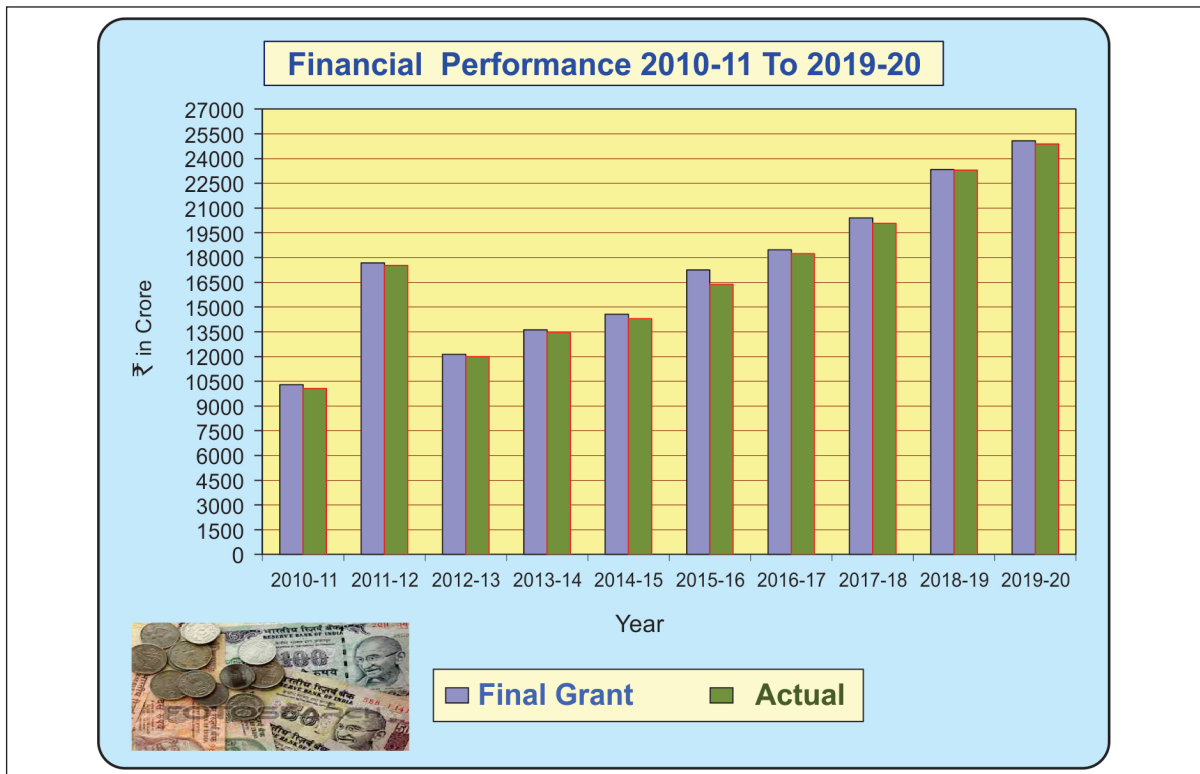
## Chapter - 8

### Financial Results

#### 8.1 Financial Results during 2010-11- to 2019-20

(₹ in Crore)

Year	Budget + Sup.Grt.	Surrender	Final Grant	Actuals	Saving over B.E.
2010-11	11942	1656	10286	10057	1885
2011-12	18813	1138	17675	17516	1297
2012-13	13917	1799	12118	11982	1935
2013-14	15125	1514	13610	13437	1688
2014-15	16147	1591	14556	14281	1866
2015-16	17703	463	17240	16380	1323
2016-17	20105	1642	18463	18238	1867
2017-18	20676	281	20395	20067	609
2018-19	23903	566	23337	23303	600
2019-20	25096	31	25065	24880	216

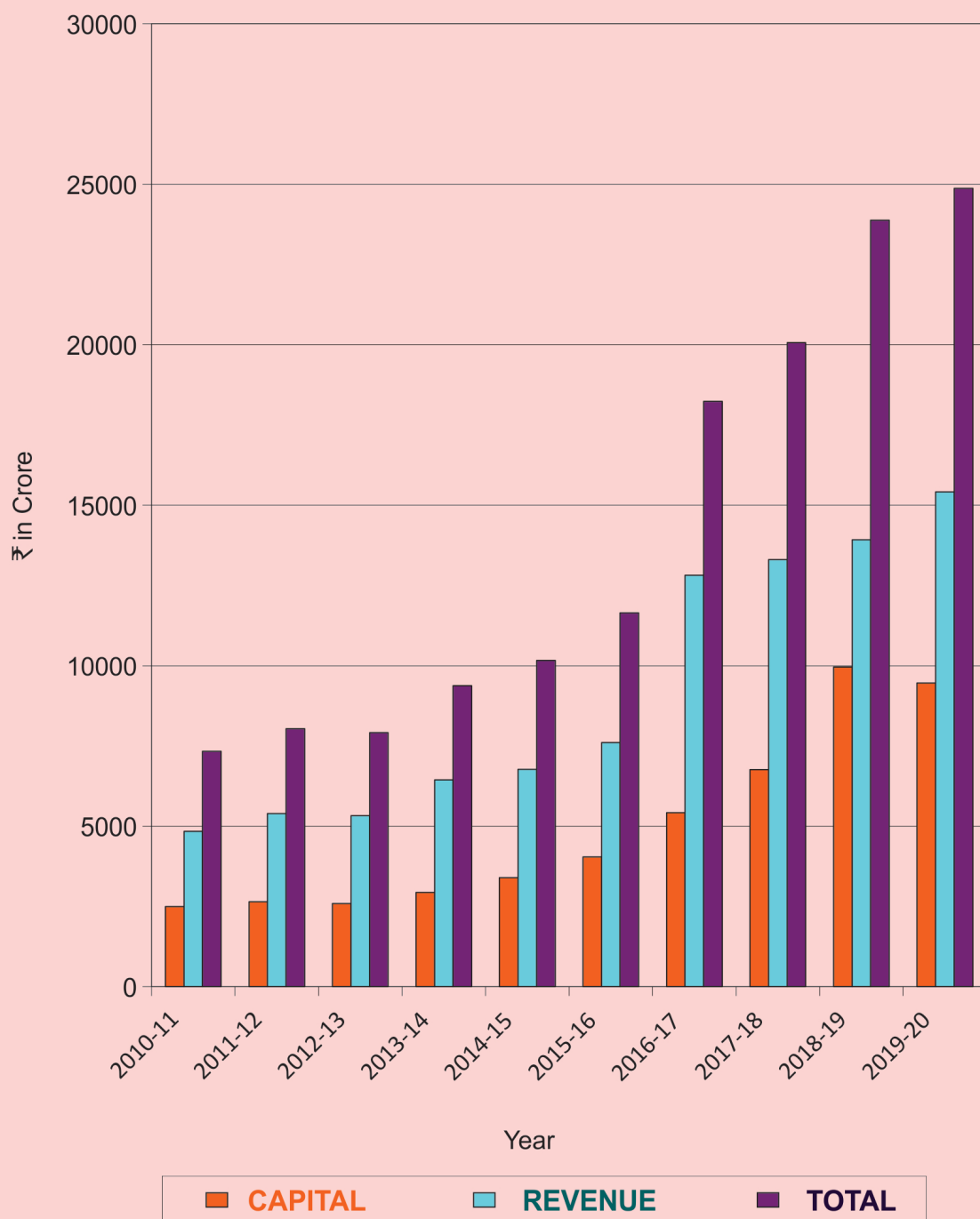


## 8.2 Capital & Revenue Expenditure Atomic Energy

(₹ in Crore)

Year	CAPITAL		REVENUE		TOTAL	
	BUDGET	ACTUAL	BUDGET	ACTUAL	BUDGET	ACTUAL
2010-11	3009	2497	5100	4841	8109	7338
2011-12	3467	2644	5637	5394	9104	8038
2012-13	3831	2590	5565	5331	9396	7921
2013-14	4122	2940	6638	6440	10760	9380
2014-15	4420	3394	6830	6771	11250	10165
2015-16	4514	4041	7640	7606	12154	11647
2016-17	7155	5419	12950	12819	20105	18238
2017-18	6878	6762	13798	13305	20676	20067
2018-19	9974	9956	13929	13347	23903	23303
2019-20	9590	9464	15506	15416	25096	24880

### 8.2.1 Capital & Revenue Expenditure of Atomic Energy



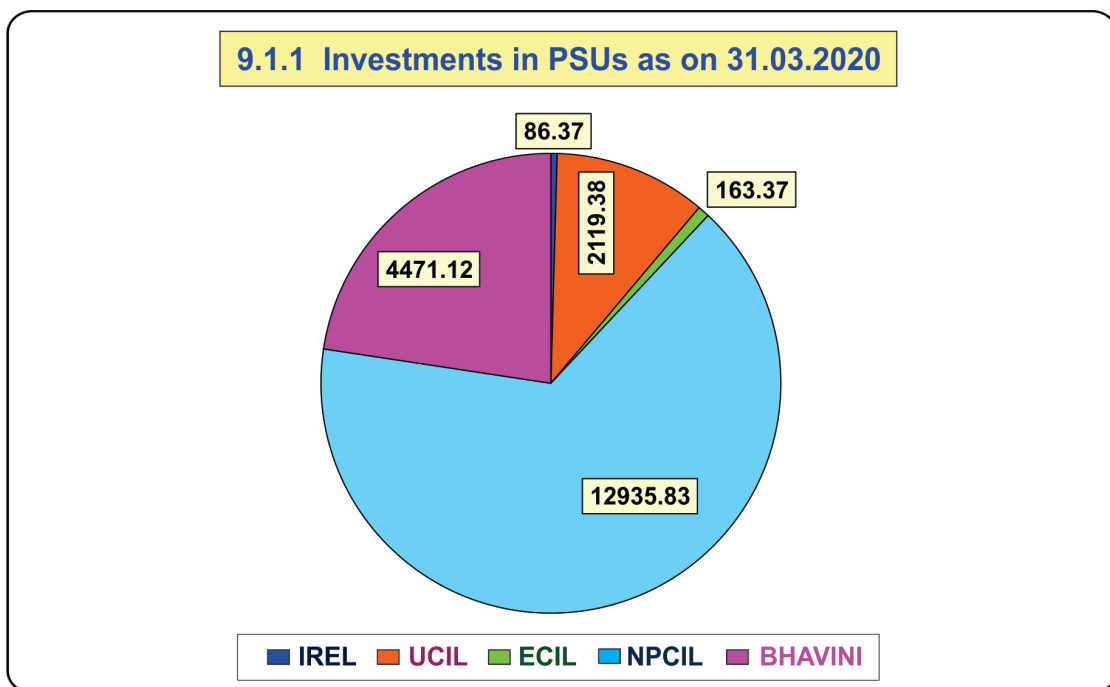
## Chapter - 9

### 9.1 Investments in PSUs

Investments in PSUs upto 31.3.2020 is as shown under :

(₹ in Crore)

Sl. No.	Public Sector Undertakings	Investments made as on 31.3.2019	Investments made in 2019-20	Total Investments as on 31.3.2020	Dividend
1	Indian Rare Earths Ltd.	86.37	0.00	86.37	105.00
2	Uranium Corporation of India Ltd.	2104.38	15.00	2119.38	64.26
3	Electronics Corporation of India Ltd.	163.37	0.00	163.37	25.00
4	Nuclear Power Corporation of India Ltd.	12435.83	500.00	12935.83	850.00
5	Bhartiya Nabhikiya Vidut Nigam Ltd. (Bhavini)	4391.12	80.00	4471.12	0.00
<b>Total</b>		<b>19181.07</b>	<b>595.00</b>	<b>19776.07</b>	<b>1044.26</b>



## Chapter - 10

### Loans Given to PSUs

#### 10.1 Loans to PSUs

(₹ in Crore)

Sl. No.	Name of the PSU	Loan Outstanding as on 31.3.2019	Loan paid during 2019-20	Loan repaid during 2019-20	Outstanding Loan as on 31.03.2020
1	Nuclear Power Corporation of India Ltd. (NPCIL) *	4669.35	2500.00	725.67	6443.68
2	Bharatiya Nabhikiya Vidyut Nigam Ltd. (BHAVINI)	1000.00	0.00	0.00	1000.00

\* For implementation of Kudankulam Nuclear Power Projects the Russian Federation has extended 85% of the value of the contract as credit. The credit utilized and yet to be repaid is reflected as outstanding loans against NPCIL.



## Chapter - 11

### Sector-wise Capital & Revenue Expenditure for the year 2019-20

#### CAPITAL

(₹ in Crore)

Sector	BE 2019-20	RE 2019-20	FG 2019-20	Expenditure upto March (SY-II) 2020	% on BE	% on RE	% on FG
R & D	1939.00	1954.68	1992.70	1956.96	101	100	98
I & M	4266.95	4493.60	4466.86	4416.26	104	98	99
Power	3203.42	3109.42	3099.43	3090.51	96	99	100
<b>Grant No. 3 - Atomic Energy</b>	<b>9409.37</b>	<b>9557.70</b>	<b>9558.99</b>	<b>9463.73</b>	<b>101</b>	<b>99</b>	<b>99</b>

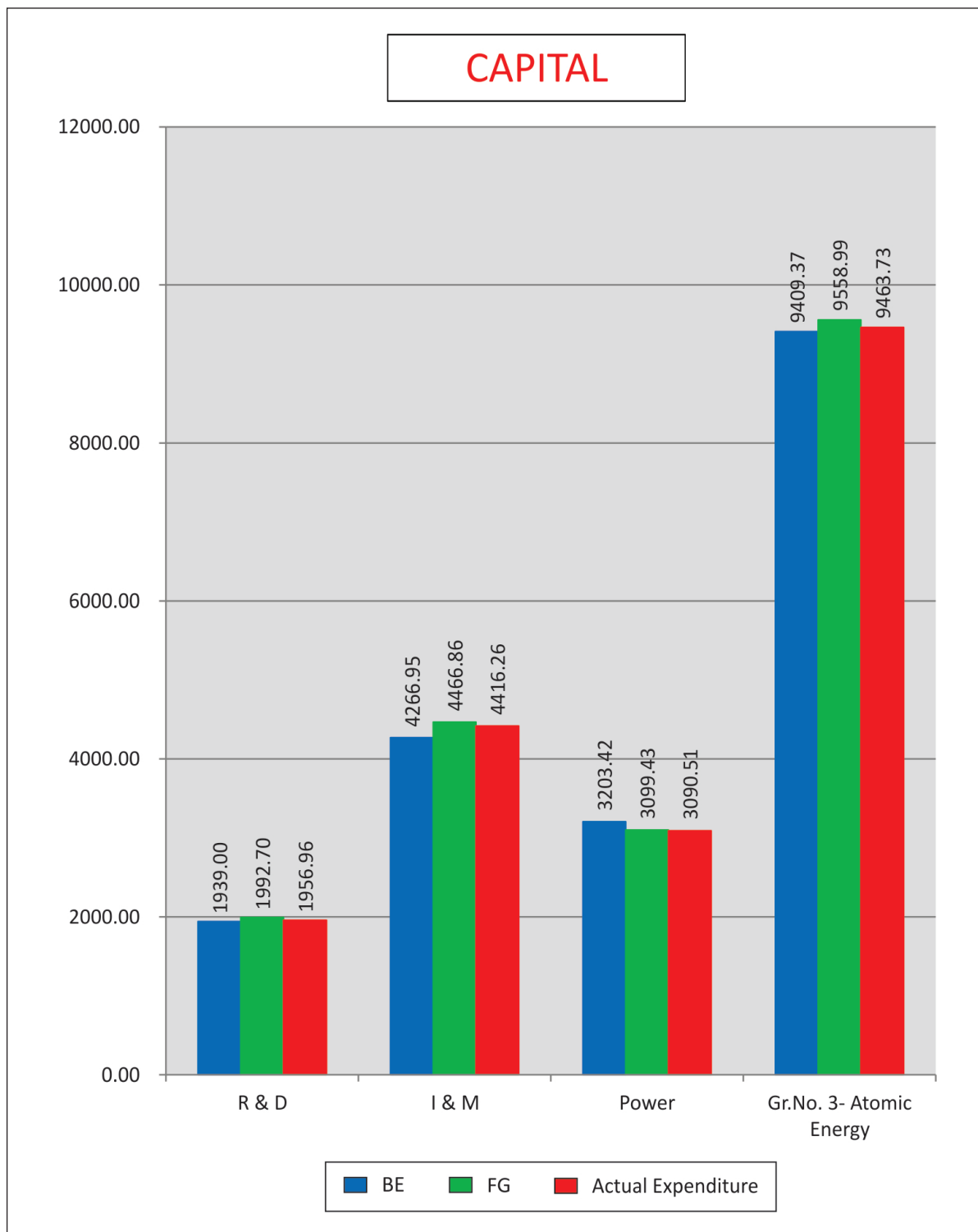
#### REVENUE

(₹ in Crore)

Sector	BE 2019-20	RE 2019-20	FG 2019-20	Expenditure upto March (SY-II) 2020	% on BE	% on RE	% on FG
DAE Secretariat	58.05	65.13	64.14	60.10	104	92	94
R & D	6365.14	6603.27	6612.60	6567.60	103	99	99
I & M	3988.15	4138.55	4098.90	4068.76	102	98	99
Power	4547.18	4730.86	4730.24	4719.90	104	100	100
<b>Grant No. 3 - Atomic Energy</b>	<b>14958.52</b>	<b>15537.81</b>	<b>15505.88</b>	<b>15416.36</b>	<b>103</b>	<b>99</b>	<b>99</b>

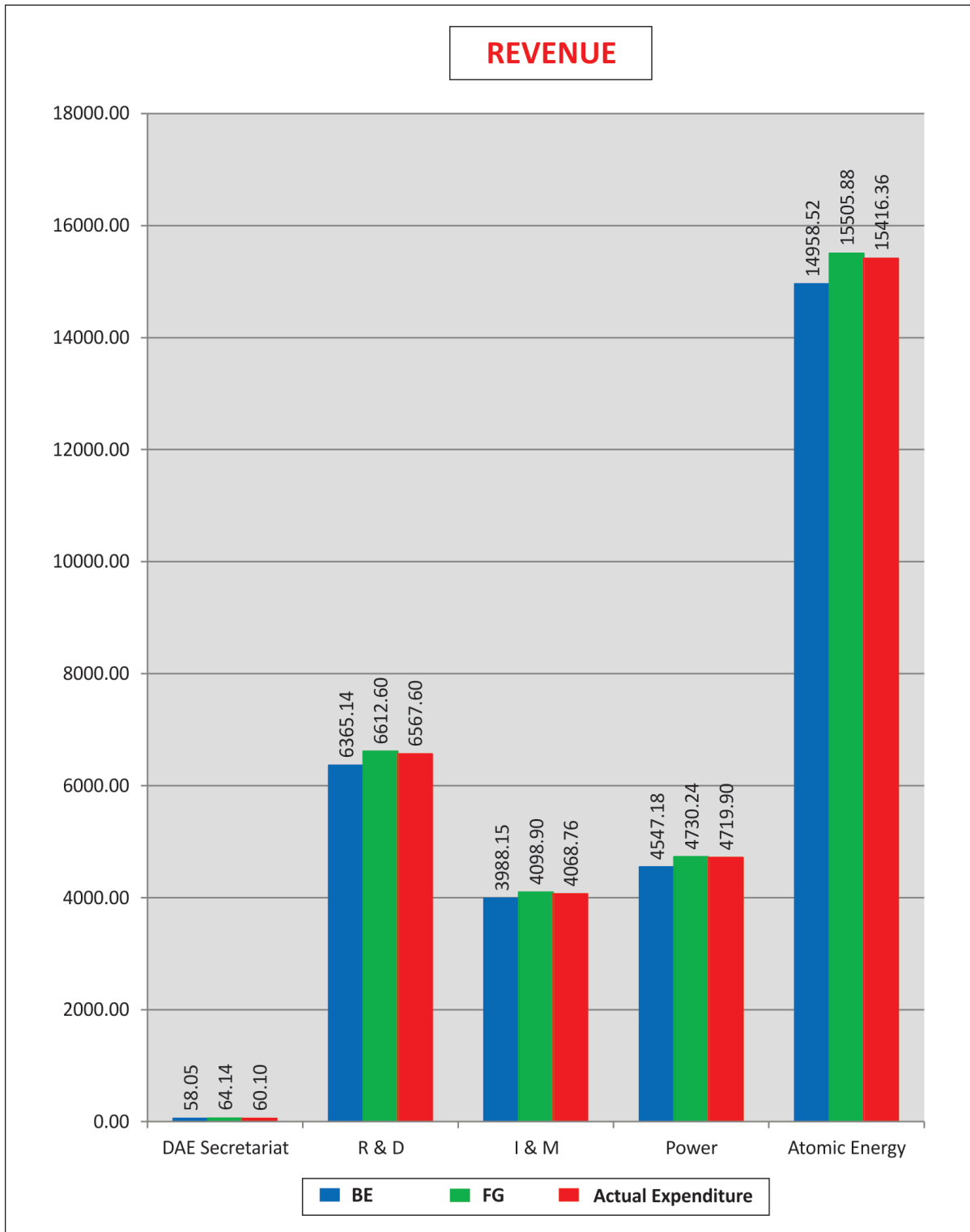
## Sector-wise Capital & Revenue Expenditure for the year 2019-20

(₹ in Crore)



## Sector-wise Capital & Revenue Expenditure for the year 2019-20

(₹ in Crore)



## Chapter - 12

### 12.1 Object Headwise Expenditure for the Year 2019-2020

#### Grant No. : 03 - Atomic Energy

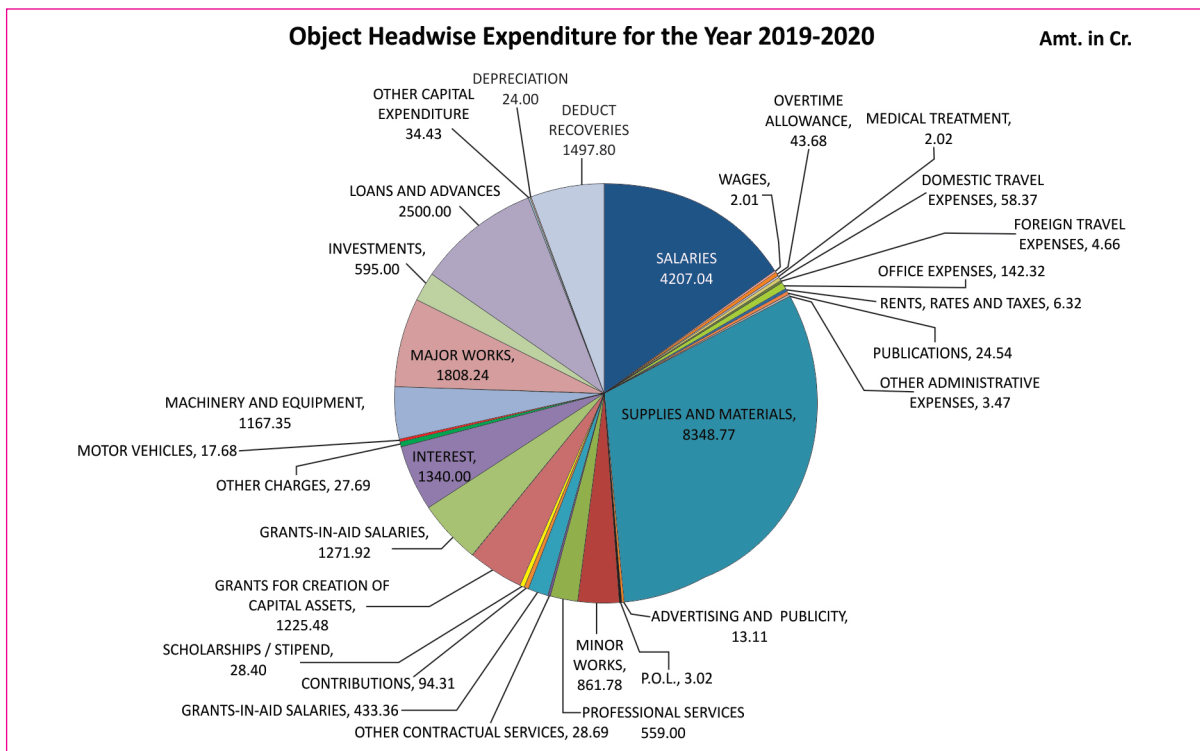
(₹ in Crore)

Account Code	Account Description	Budget Estimates	Actuals
01	SALARIES	4638.05	4207.04
02	WAGES	1.02	2.01
03	OVERTIME ALLOWANCE	50.64	43.68
06	MEDICAL TREATMENT	1.18	2.02
11	DOMESTIC TRAVEL EXPENSES	56.95	58.37
12	FOREIGN TRAVEL EXPENSES	8.13	4.66
13	OFFICE EXPENSES	123.79	142.32
14	RENTS, RATES AND TAXES	7.38	6.32
16	PUBLICATIONS	25.94	24.54
20	OTHER ADMINISTRATIVE EXPENSES	3.71	3.47
21	SUPPLIES AND MATERIALS	7551.40	8348.77
24	P.O.L.	2.43	3.02
26	ADVERTISING AND PUBLICITY	14.30	13.11
27	MINOR WORKS	757.39	861.78
28	PROFESSIONAL SERVICES	504.64	559.00
30	OTHER CONTRACTUAL SERVICES	16.49	28.69
31	GRANTS-IN-AID	469.19	433.36
32	CONTRIBUTIONS	94.23	94.31
34	SCHOLARSHIPS / STIPEND	26.65	28.40

Contd...

Contd...

Account Code	Account Description	Budget Estimates	Actuals
35	GRANTS FOR CREATION OF CAPITAL ASSETS	1258.00	1225.48
36	GRANTS-IN-AID SALARIES	989.84	1271.92
45	INTEREST	1340.00	1340.00
50	OTHER CHARGES	25.07	27.69
51	MOTOR VEHICLES	24.66	17.68
52	MACHINERY AND EQUIPMENT	1254.19	1167.35
53	MAJOR WORKS	1900.11	1808.24
54	INVESTMENTS	555.00	595.00
55	LOANS AND ADVANCES	2600.00	2500.00
60	OTHER CAPITAL EXPENDITURE	42.60	34.43
61	DEPRECIATION	24.00	24.00
70	DEDUCT RECOVERIES	-1483.03	-1497.80
<b>Total</b>	<b>Atomic Energy</b>	<b>22883.94</b>	<b>23378.86</b>



## Chapter - 13

### 13. Statement Showing Composite Grants for the Financial Year 2019-20

(₹ in Crore)

HEAD OF ACCOUNT	Amount
<b>2049- Interest Payments</b>	
Interest on State Provident Fund	192.18
<b>Total : M.H. - 2049</b>	<b>192.18</b>
<b>2071- Pension &amp; Other Retirement Benefits</b>	
Superannuation & Retirement Allowance	1.38
Commuted Value of Pension	184.46
Gratuities	169.37
Family Pension	1.25
Contribution to Provident Fund	4.73
Leave Encashment Benefit	109.18
Government Contribution - New Pension Scheme	125.17
Deduct Recoveries	-0.04
<b>Total : M.H. - 2071</b>	<b>595.50</b>
<b>2235- Social Security &amp; Welfare</b>	
Deposit Linked Insurance Scheme (GPF/CPF)	38.76
C.G.E.I.S.	0.60
<b>Total : M.H. - 2235</b>	<b>39.36</b>
<b>7610- Loans to Govt. Servants Etc.</b>	
House Building Advance	2.99
Advance for Purchase of Motor Conveyances	0.00
Other Conveyances	0.00
Other Advances	0.00
Computer Advances	0.92
<b>Total : M.H. - 7610</b>	<b>3.91</b>

## **Chapter-14**

### **14.1 Internal Inspection Wing**

Internal Inspection Wing functioning under the Principal Accounts Office and is responsible for test checking the initial accounts records, subsidiary register maintained in the Accounting formation of the Department as also of the executive officers with a view to ensure that the initial records are maintained properly after following adequate rules & regulations, systems & procedures and financial matters.

Inspection of all Pay & Accounts Offices, Cheque Drawing DDOs, Sub-Pay Officers of Constituent Units, Executive Offices, Principle Accounts Office of DAE, and Aided Institutions under the control of the Department has been carried out as per the approved Annual Inspection Programmes.

Regular monitoring and review of ATNs, Audit Notes on APMS Portal (Audit Para Monitoring System) of C&AG are carried out. Replies to ATNs duly vetted are uploaded on APMS portal.

### **14.2 Objectives and Scope of Audit**

The objective of the internal inspection is not merely to point out omissions and defects in accounting system, but also to extend all possible assistance to various Units of the Department to ensure uniform financial and accounting procedures in the matter of payment and maintenance of various accounts. The success of the scheme would lie in its ability to ensure the adoption of sound procedures, regularity and accuracy of accounts, and offering suggestions in the areas of economy in Government expenditure to ensure better financial discipline in the conduct of Government transactions.

- a) The Internal Inspection Wing shall be responsible for test checking the initial accounts records, subsidiary register maintained in the accounting formation of the Department as also of the executive offices with a view to ensure that the rules and regulations are followed correctly, and systems and procedures regarding accounting and financial matters are adequate. The internal inspection shall inter-alia cover checking of all accounts records including those relating to fund accounts, loans and advances and records pertaining to purchases, civil works, review of the installation and operating efficiency of expensive equipment and machineries, and examination of records pertaining to physical verification of stores & equipment, tools & plants. In addition, all the relevant records maintained by the Administration are also inspected.
  
- b) The scope of work of Internal Inspection Wing stands widened to include performance review of the identified schemes/ projects, based on criteria of budgetary allocations, existing internal controls of monitoring and evaluation, release of funds and their utilization.

### 14.3 Targets fixed for audit achievements

Units due for audit during the year	Target for the year	Units audited during the year	Arrear, if any	Reasons for arrears
48	48	38	10	Undertaking special effort and special drive to review and close old paras



## **14.4 Public Sector Undertakings, Grantee Institutions and Banks etc. audited during the year.**

Though the Grant-in-Aid to fully Aided Institutions under the administrative control of the Department is far in excess of Rs.25 lakh per annum the accounts of the following Aided Institutions were audited during 2019-20.

- (a) Tata Memorial Centre (TMC), Mumbai
- (b) Dr. B. Barooah Cancer Institute, Guwahati (BBCI), Guwahati
- (c) Homi Bhabha Cancer Hospital & Research Centre (HBCH&RC), Visakhapatnam
- (d) Advanced Centre for Treatment, Research & Education in Cancer, Mumbai
- (e) Tata Institute of Fundamental Research (TIFR), Mumbai, NCBS, Bangalore & NCRA, Pune
- (f) Atomic Energy Education Society (AEES), Mumbai & Hyderabad
- (g) Institute of Mathematical Sciences (IMSc), Chennai
- (h) Institute of Plasma Research, (IPR), Gandhi Nagar
- (i) Centre for Plasma Physics (IPR), Guwahati.
- (j) Harish Chandra Research Institute (HRI), Allahabad
- (k) Institute of Physics (IOP), Bhubaneswar
- (l) Saha Institute of Nuclear Physics (SINP), Kolkata
- (m) National institute for Scientific education & Research (NISER), Bhubaneswar

## 14.5 Status of Audit paras

Number of paras outstanding at the beginning of the year (01.04.2019)		Number of paras settled during the year	Number of paras raised during the year	Number of paras outstanding at the end of the year (31.03.2020)
Internal Audit Paras	3443	1152	1416	3707
CGA's Audit paras (ATNs)	55	7	02	50

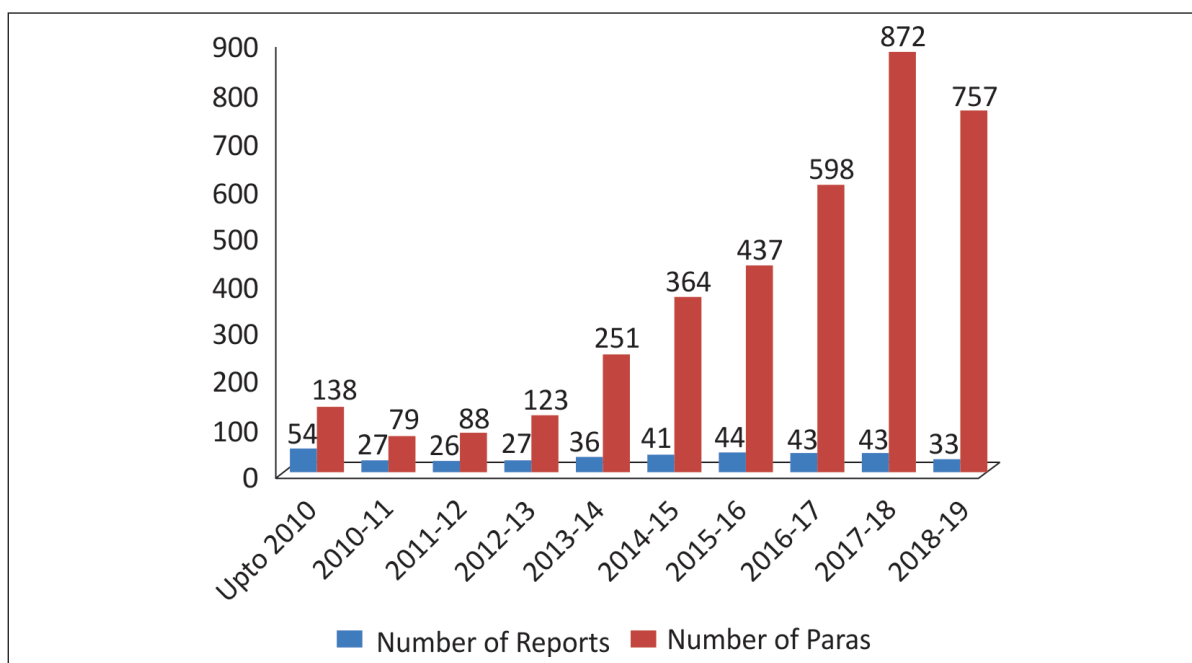
14.5.1 Table - I

**YEAR WISE DETAILS OF IIW REPORTS &  
PARAS OUTSTANDING AS ON 31.3.2020**

Year of Audit Period	Number of Reports	Number of Paras
Upto 2010	54	138
2010-11	27	79
2011-12	26	88
2012-13	27	123
2013-14	36	251
2014-15	41	364
2015-16	44	437
2016-17	43	598
2017-18	43	872
2018-19	33	757
<b>TOTAL</b>	<b>374</b>	<b>3707</b>

14.5.1 Table - I

**YEAR WISE DETAILS OF IIW REPORTS &  
PARAS OUTSTANDING AS ON 31.3.2020**



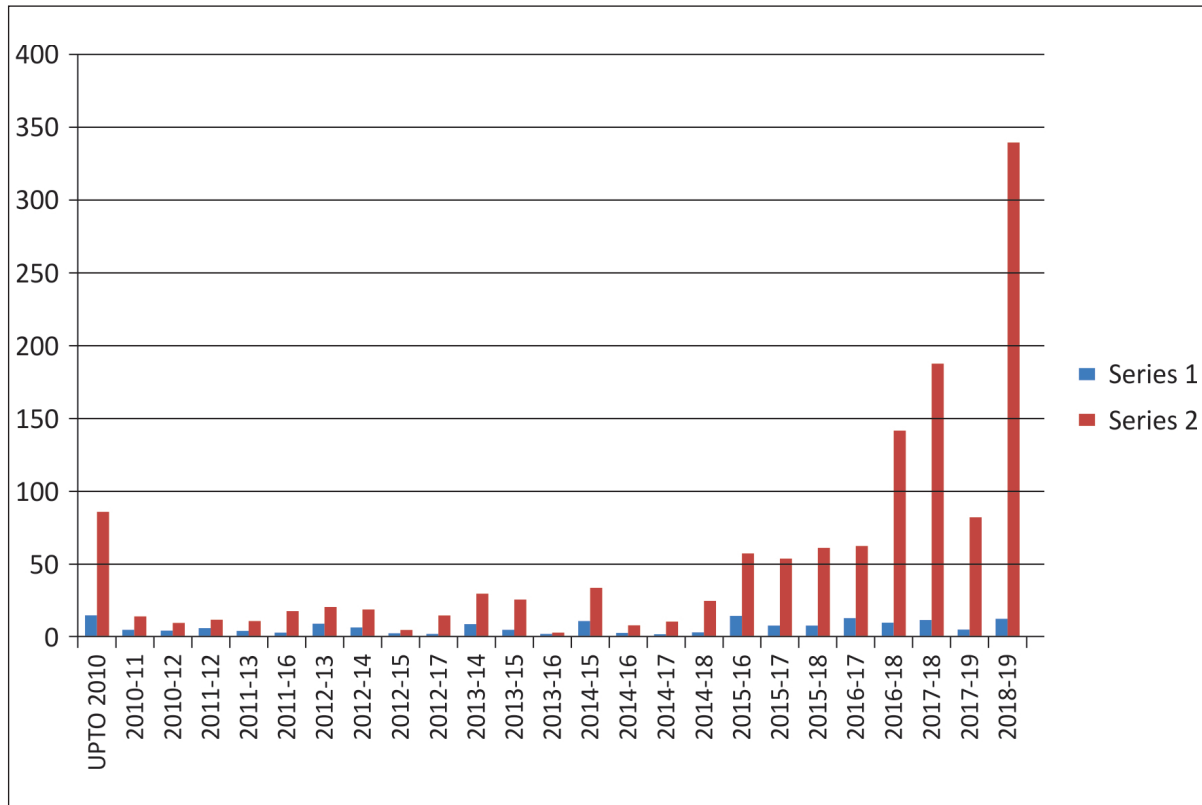
## 14.5.2 Table - II

**YEAR WISE DETAILS OF STATUTORY REPORTS &  
PARAS OUTSTANDING AS ON 31.3.2020**

Year of Issue of Report	Number of Reports	Number of Paras
UPTO 2010	14	86
2010-11	4	13
2010-12	3	9
2011-12	5	11
2011-13	3	10
2011-16	2	17
2012-13	8	20
2012-14	5	18
2012-15	1	4
2012-17	1	14
2013-14	8	29
2013-15	4	25
2013-16	1	2
2014-15	10	33
2014-16	2	7
2014-17	1	10
2014-18	2	24
2015-16	14	57
2015-17	7	53
2015-18	7	61
2016-17	12	62
2016-18	9	141
2017-18	11	188
2017-19	4	83
2018-19	12	336
<b>TOTAL</b>	<b>150</b>	<b>1313</b>

14.5.2 Table - II

**YEAR WISE DETAILS OF STATUTORY REPORTS & PARAS OUTSTANDING AS ON 31.3.2020**



## Unitwise Status of IIW Paras

Name of DAE Unit/ Aided Institute	Number of Outstanding IIW paras as on 31.3.2020
Atomic Energy Regulatory Board (AERB)	43
Atomic Minerals Directorate for Exploration & Research (AMD), Bangalore	61
Atomic Minerals Directorate for Exploration & Research (AMD), Delhi	35
Atomic Minerals Directorate for Exploration & Research (AMD), Hyderabad	70
Atomic Minerals Directorate for Exploration & Research (AMD), Jaipur	106
Atomic Minerals Directorate for Exploration & Research (AMD), Nagpur	48
Atomic Minerals Directorate for Exploration & Research (AMD), Shillong	40
Atomic Minerals Directorate for Exploration & Research (AMD), Tata Nagar	60
Bhabha Atomic Research Centre (BARC)	264
Board of Radiation & Isotope Technology (BRIT)	46
Department of Atomic Energy (DAE)	130
Directorate of Construction, Services & Estate Management (DCSEM)	20
Directorate of Purchase & Stores (DPS)	80
General Service Organisation, Kalpakkam [GSO(K)]	160
Heavy Water Board (HWB)	43
Heavy Water Plant (HWP), Baroda	25
Heavy Water Plant (HWP), Kota	101
Heavy Water Plant (HWP), Manuguru	51
Heavy Water Plant (HWP), Talcher	56
Heavy Water Plant (HWP), Tuticorin	20
Indira Gandhi Centre for Atomic Research (IGCAR)	78
Madras Regional Accounts Unit (MRAU)	106
Nuclear Fuel Complex (NFC)	73
Power Reactor Fuel Reprocessing Plant (PREFRE)	103

Name of DAE Unit/ Aided Institute	Number of Outstanding IIW paras as on 31.3.2020
Rare Materials Project (RMP)	96
Regional Purchase Unit, Manuguru (MRPU)	44
Raja Ramanna Centre for Advance Technology (RRCAT)	75
Variable Energy Cyclotron Centre (VECC)	206
Atomic Energy Education Society (AEES)	52
Atomic Energy Education Society, Hyderabad [AEES(HYD)]	24
Harish-Chandra Research Institute (HRI)	127
Institute for Mathematical Sciences (IMSc)	64
Institute of Physics (IOP)	58
Institute for Plasma Research (IPR)	134
National Centre for Biological Sciences (NCBS)	90
National Centre for Radio Astrophysics (NCRA)	97
National Institute of Science Education & Research (NISER)	111
Saha Institute of Nuclear Physics (SINP)	166
Tata Institute of Fundamental Research (TIFR)	110
Tata Memorial Centre (TMC)	105
Zirconium Complex (ZC)	42
Dr. Bhubaneswar Borooah Cancer Institute (BBCI)	45
Institute of Plasma Research-Centre for Plasma Physics (IPR-CPP)	61
Advance Centre for Treatment, Research & Education in Cancer (ACTREC)	52
Homi Bhabha Centre for Health & Research Centre	25
Bhabha Atomic Research Centre (BARC), Vizag	8
Nuclear Recycle Board (NRB), Mumbai	7
Nuclear Recycle Board (NRB), Kalpakkam	89
<b>TOTAL</b>	<b>3707</b>

