



ONLINE REGISTRATION PROCESS STEPS **FOR B. ARCH ADMISSION 2026-27**

Dear candidates, let us start the process for registration of online admission in Bachelor of Architecture Course.

Before starting registration Keep Following Documents ready in digital format.

| Type of Document | Format and Size |
|--|---------------------|
| Passport Size Photo | .jpg (10 to 100 KB) |
| Candidate Sign Photo | .jpg (10 to 100 KB) |
| Date of Birth/ School Leaving /ID Proof | .pdf (10 to 200 KB) |
| HSC Marksheet /HSC Hall Ticket / All Diploma marksheets. | .pdf (10 to 300 KB) |
| NATA -2025 and/or NATA-2026 Score Card and/or JEE(Mains) -2026 Paper 2 Score Card | .pdf (10 to 300 KB) |



Also Keep Following Documents ready in digital format whichever is applicable to you.

| Category | Document Required | Format and Size | Issued From |
|-----------------------------|---|---|--|
| Scheduled caste | Scheduled caste Certificate | pdf (10 to 300) KB | * Jan Seva Kendra * Mamlatdar or Taluka Development Officer or appropriate higher authority in same cadre District Social Welfare Officer. Form 16, Income tax return or certificate issued by any authority mentioned other than above is not valid. |
| Scheduled Tribe | Scheduled Tribe caste Certificate | | |
| SEBC | SEBC Caste Certificate NCL In Gujarati (Issued after 1/4/2024) | | |
| EWS | EWS Certificate with Income (Issued after 1/4/2024) | | |
| Tuition Fee Waiver Scheme | Valid income certificate citing family income on name of father (Issued after 1/4/2024) | | Issued by Director, Sainik Welfare board, Gujarat State or by District Sainik Welfare Officer. |
| Defence Personnel | CO – Inservice man | | |
| | welfare Board – Ex- service | | |
| Physically Handicapped (PH) | Civil Hospital In-charge | Issued and duly signed by Civil Surgeon/Competent Medical Authority | |
| | more than 40% disability | | |

Registration Steps :



Create User ID and Password
Verify Mobile or E-mail

Create User ID



Create common profile by entering basic details
Utilize the same for more than one admission

Common Profile



Update Academic details
Upload documents
Pay the registration fees

Apply into programs like BE/BPharm/Architecture etc.

Candidate can avail facilities of cyber space centers without any charges. Visit www.acpc.gujarat.gov.in for more details



Technical Education Department, Gujarat
Admission Committee for Professional Courses (ACPC)



Step: 1: User ID Creation

Visit to the Admission Committee website <https://gujacpc.admissions.nic.in>

Registered Candidates Sign-In

Counselling: ACPC Common Registration 2025 (UAT Mode)

User Id: [Input Field]

Password: [Input Field]

Security Pin (case sensitive): [Input Field]

Security Pin: 622106

Listen Security Pin Audio: 0:00 / 0:05

Sign In | Forgot Password ?

Fresh Candidate Registration

Forgot User Id

Important Instructions

- Confidentiality of Password is solely responsibility of the candidate and all care must be taken to protect the password.
- Candidates are advised to keep changing the Password at frequent intervals.
- Never share your password and do not respond to any mail which asks you for your Login-ID/Password.
- It is strongly recommended that the OTP sent to the applicant for any activity like reset password etc. must not be shared with anyone.
- For security reasons, after finishing your work, click the LOGOUT button and close all the windows related to your session.

Caution: Your IP address 14.139.110.151 is being monitored for security purpose.

- Click on **Fresh Candidate Registration** button.
- After Clicking on the **Fresh Candidate Registration** button you will be redirected to the page as shown below.

Commissioner of Technical Education, Admission Committee for Professional Courses (ACPC), Gujarat

ACPC Gujarat - Common Registration 2025

Counselling Services
Simplifying The Admission Process

I hereby agree to the following terms and conditions governing the admission process of Counselling

IMPORTANT NOTE
Please read the instructions, procedure and Information Brochure carefully.
I have gone through and understood the contents of Information Brochure and eligibility criteria prescribed therein. I shall abide by rules and admission process as specified by the Admission Committee for Professional Courses (ACPC) Gujarat.
I know that during verification of documents at the time of reporting, if any discrepancy is found in original documents, including category, sub-category, date of birth etc. then my candidature will be cancelled.
I know that the personal information provided by me is genuine and authentic.
I declare that I will not disclose or share the password with anybody. I understand that I am solely responsible for safe guarding my password and neither Admission Committee for Professional Courses (ACPC) Gujarat nor NIC is responsible for misuse of my password.
I am aware of the fee, bond etc conditions of the Institution that I am interested in and know that Admission Committee for Professional Courses (ACPC) Gujarat has no role to play in that.

Instruction regarding M.E. /M. Tech. at CoE universities Registration Charges

| Applying for | Fee Amount |
|--|-----------------------------------|
| M.E./M. Tech. at CoE Universities for the Academic year 2026-27. | Rs.1000 per stream + Bank Charges |

Instruction Regarding MBA-MCA Registration Charges

| Applying Course | Fee Amount |
|---|-----------------------------------|
| MBA | Rs. 500/- per form + Bank Charges |
| MCA | Rs. 500/- per form + Bank Charges |
| MBA and MCA both courses simultaneously (MBC) | Rs. 750/- per form + Bank Charges |

NOTE: Those candidates who are applying in multiple groups, they will pay the fee accordingly. Above fee is only for one group.

For admission to professional courses, and even after securing admission, students are not required to submit original documents to the institute under any quota. The institute is also not permitted to retain any original documents.

I Agree I Don't Agree

- Carefully read the instructions and click on **I Agree**.

Candidate can avail facilities of cyber space centers without any charges. Visit www.acpc.gujarat.gov.in for more details



Technical Education Department, Gujarat
Admission Committee for Professional Courses (ACPC)



- you will be redirected to **Consent Form** for Counselling Purpose as shown below.

| Sr. No. | Particulars | Purpose of Collection | Uncheck All |
|---------|--|--|--|
| 1 | Candidate Name | The Candidate Name is collected solely for candidate identification, identity verification, record linkage, and regulatory compliance, in accordance with applicable government policies and statutory requirements. | <input checked="" type="checkbox"/> I read & confirm |
| 2 | Father Name | The Father's Name is collected to verify parentage, ensure accurate candidate identification, and maintain regulatory compliance throughout the application and admission process. | <input checked="" type="checkbox"/> I read & confirm |
| 3 | Mother Name | The Mother's Name is collected to verify parentage, ensure accurate candidate identification, and maintain regulatory compliance throughout the application and admission process. | <input checked="" type="checkbox"/> I read & confirm |
| 4 | Date of Birth | The Date of Birth is collected to verify the candidate's age, confirm identity, and ensure compliance with eligibility and regulatory requirements. | <input checked="" type="checkbox"/> I read & confirm |
| 5 | Gender | The Gender information is collected solely for identity verification, statistical records, and regulatory compliance in accordance with applicable government policies. | <input checked="" type="checkbox"/> I read & confirm |
| 6 | Category and SubCategory | Category and Sub-Category details are collected to determine eligibility and applicable benefits. | <input checked="" type="checkbox"/> I read & confirm |
| 7 | Nationality / Country / Domicile / State Code Of Eligibility | Nationality and domicile details are collected to verify eligibility and residency status. | <input checked="" type="checkbox"/> I read & confirm |
| 8 | Mobile Number | The Mobile Number is collected solely for communication, verification, and regulatory compliance purposes. | <input checked="" type="checkbox"/> I read & confirm |
| 9 | Email | The Email is collected solely for communication, verification, and regulatory compliance purposes. | <input checked="" type="checkbox"/> I read & confirm |
| 10 | Upload Documents / Images | The documents and images uploaded on this page are collected for official verification, record substantiation, and compliance with prescribed documentation requirements. | <input checked="" type="checkbox"/> I read & confirm |

Declaration: I hereby confirm that the information provided by me is true and correct. I consent to the usage of my data strictly for verification, evaluation and related official purposes.

- After reading all particulars tick mark all consent checkbox and Press
- Save consent and you will be redirected to **Sign Up Form**.

Candidate can avail facilities of cyber space centers without any charges. Visit www.acpc.gujarat.gov.in for more details



Technical Education Department, Gujarat
Admission Committee for Professional Courses (ACPC)



Commissioner of Technical Education, Admission Committee for Professional Courses (ACPC),
Gujarat
ACPC Gujarat - Common Registration 2026

e-Counselling Services
Simplifying The Admission Process

Home

Sign Up Form

| | | |
|---|----------------------------|----------------------------|
| Full Name of Candidate as per SSC / HSC / Diploma Marksheet Candidate Name | Father Name Father Name | Mother Name Mother Name |
| Date of Birth (DOB) --Day-- --Month-- --Year-- | Mobile No Mobile Number | Gender --Select-- |
| ISD Code India (91) | Email Id Email Id | |

Choose your User Id and Password

| | | |
|---|---|--------------------------------------|
| Generate User Id User Id Check Availability | Choose your Password Choose your password as per password policy | Confirm Password Confirm Password |
| Security Pin (case sensitive) Security Pin | Security Pin 305362 | |

Submit

Verification of Mobile Number OR Email Address is mandatory to get registered successfully.

Fill the Details in **Sign Up Form** as:

- Enter your name as per SSC/HSC/Diploma examination marksheet in Candidate Name.
- Enter Father and Mother name
- Select Birth date, Gender and ISD code.
- Enter Your Valid Mobile Number (ten-digit number.g.9999999999)
- Enter your valid email address (e.g. @gmail.com or @yahoo.co.in etc.)
- Create your own User Id and Password.

Your password must satisfy the following:

1. Password must be 8 to 13-character long.
2. Password must have at least one Upper case alphabet.
3. Password must have at least one Lower case alphabet.
4. Password must have at least one numeric value.
5. Password must have at least one special characters eg. !@#\$\$%^&*-

- Keep your User Id and Password so that you can recall whenever you need them.

Candidate can avail facilities of cyber space centers without any charges. Visit
www.acpc.gujarat.gov.in for more details



- Finally Click on the **Submit** button.
- After Clicking on SUBMIT button you will be redirected to **Review Page**.
- Check all the details on **Review Page**. If you need to change them then press **Edit** or press **Final Submit** button.
- After clicking Final submit, An OTP will be sent on your mobile number.
- Enter mobile OTP and Security pin and then click **Verify & Final Submit** .
- Your user ID and Password is Generated.
- Click on **Click to Login and Complete Profile** you will be redirected to the login page as shown below.

- Enter your User ID, Password and Security Pin and press **Sign In** .
- On next page, Send OTP on “Registered Mobile or Registered E-mail ID”.



Technical Education Department, Gujarat
Admission Committee for Professional Courses (ACPC)



- Enter the received OTP and **Login** . You will be redirected to following page.

Commissioner of Technical Education, Admission Committee for Professional Courses (ACPC),
Gujarat
ACPC Gujarat - Common Registration 2026

Home Change Password Logout

Name dsafdfas
User Id Jiya500

Dashboard

Apply For My Application

ACPC Degree Engineering Counselling 2026
Application Schedule From : 30/03/2026 To : 30/05/2026

Registration OPEN View Instructions

Security Pin (case sensitive) Complete Your Personal Details

Security Pin 061119

ACPC Degree/ Diploma Pharmacy Counselling 2026
Application Schedule From : 02/04/2026 To : 15/06/2026

Registration OPEN View Instructions

Security Pin (case sensitive) Complete Your Personal Details

Security Pin 061119

ACPC Gujarat B. Arch. Counselling 2026
Application Schedule From : 18/05/2026 To : 20/06/2026

Registration OPEN View Instructions

Security Pin (case sensitive) 061119 Complete Your Personal Details

Security Pin 061119


ACPC Combined MBA/MCA Counselling 2026
Application Schedule From : 25/05/2026 To : 30/06/2026

- On this page, You will see all the available courses like Degree Engineering, Degree Diploma Pharmacy, B.Arch., MBA/MCA Counseling.
- Enter Security Pin in ACPC Gujarat B.Arch. Counseling 2026 section and click on the button **Complete Your Personal Details** .


Candidate can avail facilities of cyber space centers without any charges. Visit www.acpc.gujarat.gov.in for more details



- You will see the screen **Personal details** screen as shown below.



Commissioner of Technical Education, Admission Committee for Professional Courses (ACPC),
Gujarat
ACPC Gujarat - Common Registration 2026



-Counselling Services
Simplifying The Admission Process

Home Change Password Logout

Name dsafdfas
User Id Jiya500

Personal Details

Profile Section

- View Consent Details
- View Registration Details
- Personal Details**
- Contact Detail
- Upload Documents/Images
- View Profile

Personal Details

Full Name of Candidate as per SSC / HSC / Diploma Marksheet

Father Name

Mother Name

Date of Birth

Gender

Nationality

Domicile

Category

Sub Category Details

Physically Handicapped

EX / IN -Serviceman

Other Information


Family Annual Income

SAVE & NEXT

Personal details:

- Enter your Name, Father Name, Mother Name.
- Select Date of Birth, Select the Gender, Select your Nationality and your State.
- Select your category General /General-EWS /Schedule Caste (SC) /Schedule Tribe (ST) / Socially and Educationally Backward Class (SEBC) (For the

Candidate can avail facilities of cyber space centers without any charges. Visit www.acpc.gujarat.gov.in for more details




category other than General You need to upload relevant documents as provided in the section of document uploading.

Sub Category Details:

- **Physically Handicapped:** Yes/No - The Candidate needs to have more than 40% of Physical Disability certificate issued by Civil Surgeon and the same needs to be uploaded in the document uploading section.
- **In-Servicemen / Ex-Servicemen:** Yes/No - The Candidate needs to upload the serving certificate of father/mother who is serving in Defense services for in serviceman or the candidate needs to upload the certificate of father/mother issued by District Sainik Welfare board for ex - serviceman.
- **Tuition Fee Waiver:** Yes/No - The candidate who is willing to avail benefits of TFW scheme should have family income not exceeding 8 Lakh. The candidate needs to upload the valid income certificate issued by the Government as mentioned in the document uploading section.

Other Information:

- **Family Annual Income:** The candidate needs to enter the annual family income here in INR.
- **Free Ship Card:** If you belong to SC or ST Category and Family Income is less than 6 Lakh then select YES option.

Click on the  button



Technical Education Department, Gujarat
Admission Committee for Professional Courses (ACPC)



- You will be redirected to **Contact Details** page.

Commissioner of Technical Education, Admission Committee for Professional Courses (ACPC), Gujarat
ACPC Gujarat - Common Registration 2026

Home | Change Password | Logout

Name: dsatdfas | User Id: jlya500

Contact Details

Correspondence Address

Premise No./Name | Sub Locality/Colony (Optional)

Locality/City/Town/Village | Country

State | District

Pin Code | ISD Code | Alternate Contact Number (Optional)

Alternate Email Id (Optional)

Permanent Address

Same As Correspondence Address

Premise No./Name | Sub Locality/Colony (Optional)

Locality/City/Town/Village | Country

State | District

Pin Code

Correspondence Address: The candidate needs to enter his current residential address here. The candidate can also provide alternate email addresses and mobile numbers.

Permanent Address: The candidate needs to enter his permanent residential address here. The candidate can also choose the same as correspondence address if both are same.

Click on the **SAVE & NEXT** button.

Candidate can avail facilities of cyber space centers without any charges. Visit www.acpc.gujarat.gov.in for more details



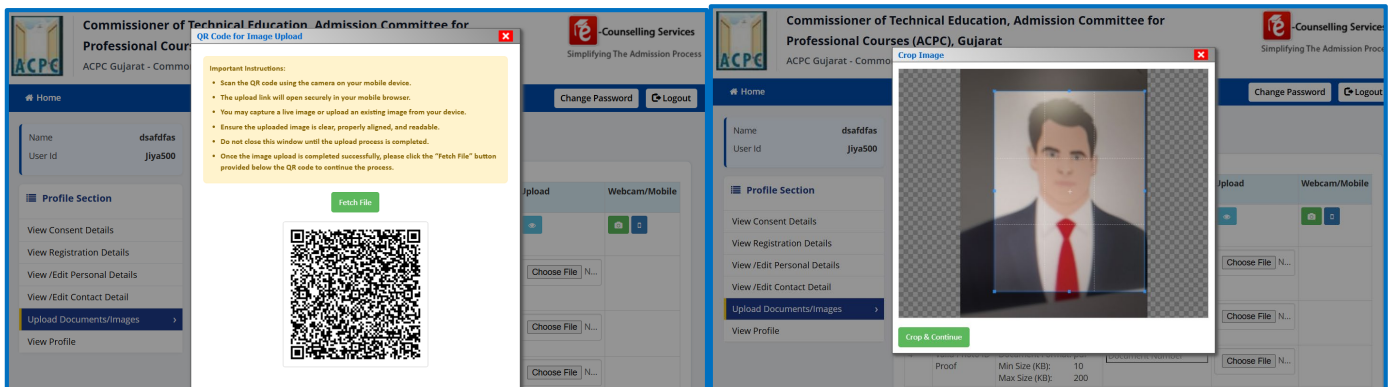
Technical Education Department, Gujarat
Admission Committee for Professional Courses (ACPC)



- You will be redirected to **Upload Documents/Images** page.

| S.No. | Document Type | Document Specifications | Document Number | Upload | Webcam/Mobile |
|-------|----------------------|---|-----------------|---|---------------|
| 1 | Live Photograph | Document Format: JPG Min Size (KB): 10 Max Size (KB): 500 | NA | | |
| 2 | Photograph | Document Format: JPG, JPEG Min Size (KB): 10 Max Size (KB): 200 | NA | <input type="button" value="Choose File"/> No file chosen | |
| 3 | Signature | Document Format: jpg Min Size (KB): 10 Max Size (KB): 200 | NA | <input type="button" value="Choose File"/> No file chosen | |
| 4 | Valid Photo ID Proof | Document Format: pdf Min Size (KB): 10 Max Size (KB): 200 | Document Number | <input type="button" value="Choose File"/> No file chosen | |

- Live Photograph** : If you are filling registration form with PC without Web-camera, then press button. Scan the QR Code with mobile Camera/Google-Lense.



Upload the photo from mobile and press **Fetch File** button shown above QR Code.

Set crop boundary and press **Crop & Continue** .

If you are filling registration form with PC/Laptop with Web-camera, then press button . Take your photo with webcam and Press Upload button. Set crop

boundary and press **Crop & Continue** .

Candidate can avail facilities of cyber space centers without any charges. Visit www.acpc.gujarat.gov.in for more details



Technical Education Department, Gujarat
Admission Committee for Professional Courses (ACPC)



- **Photograph** : Upload recent passport size photograph in .jpg format. Size of photograph should be 10KB to 200KB.
- **Signature**: Upload signature in .jpg format with size between 10KB to 200KB.
- **Valid Photo ID Proof**: Upload Birth Certificate/ Aadhar Card/ School leaving certificate/ Bonafide Certificate in .pdf format. Size of file should be 10KB to 200KB. Document Number will be the corresponding document Number. Press **Submit and Preview** button.
- You will be redirected to Preview of Upload Documents/Images.

| S.No. | Required Document | Preview | Check & Verify |
|-------|----------------------|--|---|
| 1 | Live Photograph | File Name: LivePhoto.jpg Document Number: NA | <input checked="" type="checkbox"/> Self Verified |
| 2 | Photograph | File Name: Passport Photo.jpg Document Number: NA | <input checked="" type="checkbox"/> Self Verified |
| 3 | Signature | File Name: Signature.jpg Document Number: NA | <input checked="" type="checkbox"/> Self Verified |
| 4 | Valid Photo ID Proof | File Name: School Leaving sample.pdf Document Number: 1 | <input checked="" type="checkbox"/> Self Verified |

- Check and verify all Documents/Images you have uploaded and then tick on right

Candidate can avail facilities of cyber space centers without any charges. Visit www.acpc.gujarat.gov.in for more details



Technical Education Department, Gujarat
Admission Committee for Professional Courses (ACPC)



hand side **Self Verify** box for every Documents/Images.

- Finally press **SAVE & NEXT**. You will be redirected to **View Profile** page. Where you can see all filled details along with Documents/Images you have uploaded.

Commissioner of Technical Education, Admission Committee for Professional Courses (ACPC), Gujarat
ACPC Gujarat - Common Registration 2026

View Profile

Name: Darshan Limbachiya
User Id: Darshd01

Profile Section

- View Consent Details
- View Registration Details
- View /Edit Personal Details
- View /Edit Contact Detail
- Upload Documents/Images
- View Profile**

Personal Details

| | | | |
|------------------|--------------------|---------------|--|
| User Id | darshd01 | Father's Name | Somabhal |
| Candidate's Name | Darshan Limbachiya | Mother's Name | Saraswatiben |
| Gender | Male | Category | Socially and Educationally Backward Classes (SEBC) |
| Date of Birth | 01-10-2007 | | |

Eligibility Status

Sub Category List

| | |
|------------------------|----|
| Physically Handicapped | No |
| EX / IN -Serviceman | No |

Other Information

| | |
|----------------------|---------------------|
| Family Annual Income | 2.51 lakh to 8 lakh |
|----------------------|---------------------|

Contact Detail

Correspondence Address

| | |
|-------------------------------------|---------------------|
| Premise No./Name | 27 Ambarish Society |
| Sub Locality/Colony(Optional) | Ranip |
| Locality/City/Town/Village | Radhaswami road |
| Country | India |
| State | Gujarat |
| District | Ahmedabad |
| Pin Code | 308909 |
| Mobile Number | 942****515 |
| Email Id | dar*****@com |
| Alternate Contact Number (Optional) | -- |
| Alternate Email Id (Optional) | -- |

Permanent Address

| | |
|-------------------------------|---------------------|
| Premise No./Name | 27 Ambarish Society |
| Sub Locality/Colony(Optional) | Ranip |
| Locality/City/Town/Village | Radhaswami road |
| Country | India |
| State | Gujarat |
| District | Ahmedabad |
| Pin Code | 308909 |

Registration Details

| | | | |
|--------------------------|-----------------------|-----------------|---------------|
| Registration Date & Time | 20 May 2026 18:47 IST | Registration IP | 103.85.10.158 |
|--------------------------|-----------------------|-----------------|---------------|

Uploaded Documents

| S.No. | Document Type | Document Number | View |
|-------|----------------------|-----------------|---|
| 1 | Signature | NA | Click Here For Large View |
| 2 | Valid Photo ID Proof | 1 | Click Here For Large View |
| 3 | Live Photograph | NA | Click Here For Large View |

[Home](#)

Candidate can avail facilities of cyber space centers without any charges. Visit www.acpc.gujarat.gov.in for more details



Technical Education Department, Gujarat
Admission Committee for Professional Courses (ACPC)



- Your profile is generated. Now press **Home** and you will be directed to **Application Progress Status**.
- On this page, you can see your Application Number. Application Progress Status shows the Consent Details as **Completed**. whereas, other details are shown as **Incomplete**.
- To fill **Incomplete** details, press **Application form** as shown below.

Commissioner of Technical Education, Admission Committee for Professional Courses (ACPC), Gujarat
ACPC Gujarat B. Arch. Counselling 2026

Application Progress Status

| | | | |
|-----------------------------------|---------------------------------------|-------------------------------------|--|
| View Consent Details Completed | Application Form Incomplete | Qualification Details Incomplete | Competitive Exam Details Incomplete |
| Contact Detail Incomplete | Upload Documents/Images Incomplete | Final Submit Incomplete | Pay Registration Fee Incomplete |

You have successfully Registered.
Please note down the Application Number for future references.
Application Number: 261190300XXX
Kindly, fill all the Forms to complete the Application Process.

[Application Form](#)

Candidate can avail facilities of cyber space centers without any charges. Visit www.acpc.gujarat.gov.in for more details



Technical Education Department, Gujarat
Admission Committee for Professional Courses (ACPC)



- You will be redirected to Application Form where, you can see your filled Personal Details, Sub Category Details and Other Information.

The screenshot displays the ACPC Application Form interface. The header includes the ACPC logo, the text 'Commissioner of Technical Education, Admission Committee for Professional Courses (ACPC), Gujarat', and 'ACPC Gujarat B. Arch. Counselling 2026'. A navigation bar contains links for 'DashBoard', 'Common DashBoard', 'Home', 'Change Password', 'Notifications', 'Last Activity Details', 'Login Trail', and 'Logout'. The main content area is titled 'Application Form' and shows the following details:

- Application No:** 261190300463
- Name:** HELSINKI BERLIN RIO
- Last Visit:** May 26 2026 2:06PM

Available Services:

- View Consent Details
- Application Form** (selected)
- Qualification Details
- Competitive Exam Details
- Contact Detail
- Upload Documents/Images
- Preview & Final Submit
- Pay Registration Fee

Verify Mobile No. & Email Id:

- Mobile Number Verified
- Verify Your Email Id

Contact Us:

- acpc.dte@gujarat.gov.in
- Member Secretary Admission Committee for Professional Courses Admission Building, Nr. Library, L. D. College of Engg. Campus, Ahmedabad-380015 India.
- 07926566000

Personal Details:

- Candidate Name:** HELSINKI BERLIN RIO
- Father Name:** BERLIN RIO
- Mother Name:** NAIROBI RIO
- DOB:** 01 January (01) 2010
- Gender:** Male
- Nationality:** Indian
- Domicile:** Gujarat
- Category:** Socially and Educationally Backward Classes (SEBC)

Sub Category Details:

- Physically Handicapped:** No
- Ex-Servicemen:** No

Other Information:

- Family Annual Income:** 2.51 lakh to 8 lakh

Bank Account Details (For fee refund if any):

| Name of Account Holder | Account No. | Confirm Account No. | IFSC Code | Bank Name | Branch Name |
|------------------------|-------------|---------------------|------------|------------|--------------|
| HELSINKI RIO | ***** | 12345678 | RMG0000001 | ROYAL MINT | MEGHANINAGAR |

Upload a cancelled Cheque / Passbook / Screenshot of online account detail of above mentioned account. (Document Format : PDF, Min Size : 10 KB, Max Size : 500 KB)

[Choose File] Adhar.pdf

Navigation buttons: PREVIOUS, SAVE & NEXT

- Enter your Bank Account Details(Name of account Holder, Account No., IFSC Code, Bank Name, Branch Name).
- Press Choose File to upload copy of Canceled Cheque/Passbook/Screenshot of online account details. Bank Details are for Fee Refund if applicable.

Candidate can avail facilities of cyber space centers without any charges. Visit www.acpc.gujarat.gov.in for more details



- After entering bank details press **SAVE & NEXT**. You will be redirected to **Qualification Details** page.

Commissioner of Technical Education, Admission Committee for Professional Courses (ACPC), Gujarat
ACPC Gujarat B. Arch. Counselling 2026

Counselling Services
Simplifying The Admission Process

Dashboard Common Dashboard Home Change Password Notifications Last Activity Details Login Trail Logout

Application No: 261190300463
Name: HELSINKI BERLIN RIO
Last Visit: May 26 2026 3:12PM

Available Services

- View Consent Details
- View/Edit Application Form
- Qualification Details**
- Competitive Exam Details
- Contact Detail
- Upload Documents/Images
- Preview & Final Submit
- Pay Registration Fee

Verify Mobile No. & Email Id

- Mobile Number Verified
- Verify Your Email Id

Contact Us

acpc.dte@gujarat.gov.in

Member Secretary Admission Committee for Professional Courses Admission Building, Nr. Library, D. College of Engg. Campus, Ahmedabad-380015 India.

07926566000

Qualification Details

Class 12th or Equivalent

Passing Status: --Select--
Passing Month: --Select--
Passing Year: --Select--
Seat No./Roll No.:
Passing Board: --Select--
Qualification Exam State: --Select--
Qualification Exam District: --Select--
School Index Number:
School/Institute Name:
Maximum Marks (All Subjects): 0
Obtained Marks (All Subjects): 0
Percentage Of Marks: 0

Diploma

Passing Status: --Select--
Passing Month: --Select--
Passing Year: --Select--
Enrollment No./Seat No./PNR No.:
Board/University: --Select--
Branch: --Select--
Qualification Exam State: --Select--
Qualification Exam District: --Select--
Name of Institute:
Maximum Marks:
Obtained Marks:
Percentage Of Marks:

PREVIOUS SAVE & NEXT

- In the Qualification Details, select the **12th or Equivalent Details** or **Diploma Details** whichever is applicable to you and fill the details as follows,
- **12th or Equivalent Details :**
Passing Status: Select the PASSED option.
Passing Month: Select the PASSING MONTH from the available list.

Candidate can avail facilities of cyber space centers without any charges. Visit www.acpc.gujarat.gov.in for more details



Passing Year: Select the PASSING YEAR from the available list.

Seat NO/Roll No: Enter the seat number (from board 12th Mark sheet)

Passing Board: Select the Passing Board Name from the available list. Take care of selecting proper board.

Qualification Exam State: Select the Qualification Exam State from the available list. Take care of selecting proper State.

Qualification Exam District: Select the Qualification Exam District from the available list.

SID No: Enter SID NO from the board Marksheet.

School/Institute Name: Enter the name of School.

Result Mode: Select the Result Mode from the available list.

Maximum Marks: Enter Maximum Marks(Total of all subjects including Practical).

Obtained Marks: Enter Obtained Marks(Total of all subjects including Practical).

School index Number: Enter School Index Number of your school.

Subject Wise Mark: Enter the subject wise marks of English, Physics, Mathematics and any one from the subject: Chemistry/ Biology/ Business Studies/ Computer Science/Informatics Practices/Technical Vocational subject/ Information Technology/Engineering Graphics.

- **Diploma Details :**

Passing Status: Select the PASSED option.

Passing Month: Select the PASSING MONTH from the available list.

Passing Year: Select the PASSING YEAR from the available list.

Enrollment No./Seat No./PNR No.: Enter the Enrollment No./Seat No./PNR No. whichever is applicable



Board/University: Select the Board/University from which Diploma is passed from the available list. Take care of selecting proper board/University.

Branch: Select the branch in which Diploma is passed from the available list.

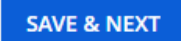
Qualification Exam State: Select the Qualification Exam State from the available list. Take care of selecting proper State.

Qualification Exam District: Select the Qualification Exam District from the available list. Take care of selecting proper District.

Name of Institute: Enter the name of Institute from which Diploma is passed.

Result Mode: Select the result mode CGPA or Percentage whichever is applicable as per the Diploma mark sheet.

- If your result mode selected is Percentage enter Maximum Marks and Obtained Marks
- If your result mode selected is CGPA Select CGPA Maximum Point Scale as per your University grade point system from the available and Enter your Obtained CGPA

Click on  Button



Technical Education Department, Gujarat
Admission Committee for Professional Courses (ACPC)



- You will be redirected to the **Competitive Exam Details** page as shown below.

Commissioner of Technical Education, Admission Committee for Professional Courses (ACPC), Gujarat
ACPC Gujarat B. Arch. Counselling 2026

Competitive Exam Details

NATA-2025 Examination Details

NATA-2025 Roll No./Application No. NATA-2025 Year NATA-2025 Final Score

Out-Off Candidate Name as per NATA -2025 Examination

NATA-2026 Examination Details

NATA-2026 Roll No./Application No. NATA-2026 Year NATA-2026 Final Score

Out-Off Candidate Name as per NATA-2026 Examination

JEE(Main) 2026 Paper-2 Examination Details

JEE(Main) 2026 Paper-2 Application No. All India Rank (CRL) Candidate Name as per JEE(Main) 2026 Paper-2 Examination

NTA Score

PREVIOUS SAVE & NEXT

- In the Competitive Exam Details, select the **NATA-2025 Examination Details**, **NATA-2026 Examination Details**, **JEE(Main) 2026 Paper-2 Examination Details** whichever is applicable to you and fill the details as follows,

- NATA-2025 Examination Details:**

NATA-2025 Roll No./Application No.: Enter your Roll No./Application No. of NATA-2025 Examination.

Candidate can avail facilities of cyber space centers without any charges. Visit www.acpc.gujarat.gov.in for more details



NATA-2025 Year: Select NATA Examination year as 2025.

NATA-2025 Final Score: Enter NATA Score of NATA-2025 Examination.

Out-Off: Enter Maximum marks of NATA Examination.

Candidate Name as per NATA-2025 Examination: Enter Your Name (Above Information will be available in NATA Score Card).

- **[NATA-2026 Examination Details:](#)**

NATA-2026 Roll No./Application No.: Enter your Roll No./Application No. of NATA-2026 Examination.

NATA-2026 Year: Select NATA Examination year as 2026.

NATA-2026 Final Score: Enter NATA Score of NATA-2026 Examination.

Out-Off: Enter Maximum marks of NATA Examination.

Candidate Name as per NATA-2026 Examination: Enter Your Name (Above Information will be available in NATA Score Card)

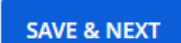
- **[JEE\(Main\) 2026 Paper-2 Examination Details :](#)**

JEE(Mains) 2026 Paper 2 Application No : Enter your JEE(Mains) 2026 Paper 2 examination Application Number.

All India Rank (CRL): Enter All India Rank from JEE Score card.

Candidate Name as per JEE(Mains) 2026 Paper 2: Enter Your Name as per the JEE Score card.

NTA Score: Enter NTA Score as per the JEE Score card.

Click on  Button

- You will be redirected on **Contact Details** page. On this page you can see your filled contact details.



Technical Education Department, Gujarat Admission Committee for Professional Courses (ACPC)



Commissioner of Technical Education, Admission Committee for Professional Courses (ACPC), Gujarat
ACPC Gujarat B. Arch. Counselling 2026

Application No: 261190300463
Name: HELSINKI BERLIN RIO
Last Visit: May 26 2026 3:12PM

Contact Detail

Correspondence Address

Premises No./Village Name: 15 GHODASAR
Sub Locality/Colony/Police Station (Optional): SOLAR ROAD
Locality/City/Town/Village/Post Office: GANDHINAGAR
Country: India
State: Gujarat
District: Gandhinagar
Pin Code: 388007
ISO Code: 91
Alternate Contact Number (Optional):

Permanent Address

Same As Correspondence Address

PREVIOUS **SAVE & NEXT**

- Verify the contact details and Click on **SAVE & NEXT** Button. You will be directed to **Upload Documents/Images** page.

Commissioner of Technical Education, Admission Committee for Professional Courses (ACPC), Gujarat
ACPC Gujarat B. Arch. Counselling 2026

Application No: 261190300463
Name: HELSINKI BERLIN RIO
Last Visit: May 26 2026 3:12PM

Upload Documents/Images

1. Live Photograph
Document Format: JPG, JPEG
Size (KB): 10 - 500 KB
Not Uploaded

2. Photograph
Document Format: JPG
Size (KB): 10 - 100 KB
Not Uploaded

3. Socially and Educationally Backward Classes (SEBC) Certificate
Document Format: PDF
Size (KB): 10 - 300 KB
Not Uploaded

4. Date of Birth/School Leaving/Transfer/ID Proof Certificate
Document Format: pdf
Size (KB): 10 - 200 KB
Not Uploaded

5. JEE(Main) 2026 Paper - 3 Score Card
Document Format: PDF
Size (KB): 10 - 300 KB
Not Uploaded

6. All Diploma Marksheets with Mathematics Marksheet
Document Format: PDF
Size (KB): 10 - 300 KB
Not Uploaded

7. NATA-2026 Score Card
Document Format: PDF
Size (KB): 10 - 300 KB
Not Uploaded

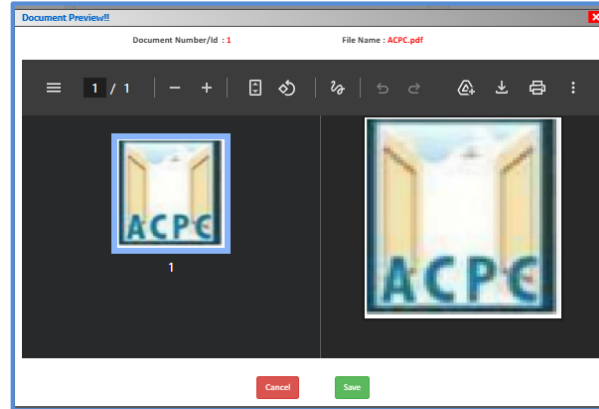
8. Non-Creamy layer (NCL) Certificate (in Gujarat) issued after 01.04.2024
Document Format: PDF
Size (KB): 10 - 300 KB
Not Uploaded

PREVIOUS **Save & Next**

Candidate can avail facilities of cyber space centers without any charges. Visit www.acpc.gujarat.gov.in for more details



- To upload documents, write **Document Number/ID** and Click on **Choose file** and upload scan copy to document/ Certificate. Then, click on **Preview & Upload Button**. By clicking on Preview & Upload Button, following screen will be displayed.



Now click on **Save** to upload the document/image.

Repeat the above process to upload each document/image.

You need to upload documents/images from the following list depending upon your Category, Sub-Category, Academic and Competitive exams etc.

- **12thMarksheet/Certificate**
- **All Diploma Marksheets with Mathematics**
- **Category Certificate (SEBC/SC/ST/EWS Caste Certificate)**
- **Non-Creamy Layer Certificate (Parishisht-4)in Gujarati only (For SEBC category) issued after 01/04/2024**
- **Income Certificate issued after 01/04/2024**
- **Free Ship Card Certificate (for SC/ST Category)**
- **Person with Disability (PwD) Certificate**
- **Ex-Serviceman Certificate**
- **NATA Score Card-2025**
- **NATA Score Card-2026**
- **JEE (Mains)-2026 Paper 2 Mark sheet**
- **Ex-Serviceman Certificate**

Finally click **UPLOAD FINALLY & NEXT** button.



Candidate can avail facilities of cyber space centers without any charges. Visit www.acpc.gujarat.gov.in for more details



Technical Education Department, Gujarat
Admission Committee for Professional Courses (ACPC)



- You will be redirected to **Preview and Final Submit** page as shown below.

| | | |
|---|--|---|
| | |  Click Here For Large View |
| 7 | Non-Creamy layer (NCL) Certificate (In Gujarati issued after 01.04.2024) | 8 |
| | |  Click Here For Large View |

Declaration

I hereby declare that all the particulars given by me in this form are true to the best of my knowledge and belief. Any mistake / misinformation, detected at the time of admission or at any stage in future, will result in the cancellation of admission. I have read the information bulletin and understood all the procedures.

[PREVIOUS](#) [SAVE & FINAL SUBMIT](#)

- Finally Cross verify all the details and on the Declaration option select the check- box and then Click on **SAVE & FINAL SUBMIT** button.
- The following screen will be displayed.

Commissioner of Technical Education, Admission Committee for Professional Courses (ACPC), Gujarat
ACPC Gujarat B. Arch. Counselling 2026

Counselling Services
Simplifying The Admission Process

Dashboard Common Dashboard Home Change Password Notifications Last Activity Details Login Trail Logout

Application No: 261190300463
Name: HELSINKI BERLIN RIO
Last Visit: May 27 2026 11:17AM

Available Services

- View Filled Form
- Pay Registration Fee

Verify Mobile No. & Email Id

- Mobile Number Verified
- Verify Your Email Id

Contact Us

acpc-dte@gujarat.gov.in
Member Secretary Admission Committee for Professional Courses Admission Building, Nr. Library, L. D. College of Engg. Campus, Ahmedabad-380015 India.
07926566000

Application Progress Status

| | | | |
|-----------------------------------|--------------------------------------|------------------------------------|---------------------------------------|
| View Consent Details Completed | Application Form Completed | Qualification Details Completed | Competitive Exam Details Completed |
| Contact Detail Completed | Upload Documents/Images Completed | Final Submit Completed | Pay Registration Fee Incomplete |

Your Registration Process has not been completed yet.
For completion, kindly pay the required Fee. Only after payment of required Fee your Application will be considered for further processing.

[Pay Registration Fee](#)

Candidate can avail facilities of cyber space centers without any charges. Visit www.acpc.gujarat.gov.in for more details



- Click on **Pay Registration Fee** and you will be redirected to the Fee Payment page.

Commissioner of Technical Education, Admission Committee for Professional Courses (ACPC), Gujarat
ACPC Gujarat B. Arch. Counselling 2026

Available Services:
View Filled Form
Pay Registration Fee
Verify Mobile No. & Email Id
Mobile Number Verified
Verify Your Email Id

Fee Payment

Review Fee Details

| Fee Type | Registration Fee |
|--|------------------|
| You are required to pay an amount of Rs. | 350 |

Select mode of payment

Through HDFC Bank

Pay Fee

- Tick the mode of payment as **Through HDFC Bank** and **Pay fees** via CREDIT CARD/ DEBIT CARD/ NETBANKING or any UPI.
- Registration Process will be completed once the payment process of REGISTRATION FEE is completed.

Keep Application Number, User Id and Password at safe place. These details are required many times during admission Process