



Commissionerate of Technical Education, Gujarat
Admission Committee for Professional Courses (ACPC)




Online Registration for ME/MTech/MPharm candidates

Aspiring candidates shall complete the following process mentioned before the last date of registration. If candidate fails to complete all the activities and pay the registration fees, his application will be treated incomplete. Such candidate cannot participate in the subsequent activities of admission

- Please visit website : <https://gujacpc.admissions.nic.in>

The first page of the website shall be as follows.

- For first time registration Click on tab  and fill the required details
- If you have registered already then enter Login ID and Password to go ahead for the registration process

- On clicking the tab

Fresh Candidate Registration

the following screen shall appear

Directorate of Technical Education,
Admission Committee for Professional
Courses (ACPC), Gujarat
Common Registration for Gujarat ACPC

e-Counselling Services
Simplifying The Admission Process

Home

Sign Up Form

Candidate Name: Soni Tushar Arun

ISD Code: India (91)

Mobile No: 9999999999

Email Id: abc@gmail.com

Choose Your User Id And Password

User Id: sonitushar

Choose Password: *****

Confirm Password: *****

Security Pin: 6J8K26

Security Pin: 6J8K26

Submit

FILL THE BASIC DETAILS
LIKE NAME, MOBILE
NUMBER, E-MAIL
ADDRESS

CHOOSE THE USER I'D

Set Passowrd

- Please enter details of the applicant such as **Name of Applicant**, here fill name strictly as mentioned in your BE/BTech/BPharm marksheet/Degree certificate, as the data shall be verified with concerned university before merit declaration. There should not be any mismatch between the name entered by you and mentioned in your BE/BTech/BPharm marksheet/Degree certificate.
- Fill ISD code, Mobile No. and email etc.
- Create your own User I.D. In case the User I. D. is not available the portal will display a message accordingly. You need to choose another user ID immediately. This process is similar to I. D. creation during generation of e-mail ID. Enter security PIN as shown under security PIN details and Click submit button. **Submit**

Please remember your User ID and Password during entire admission process.

- On clicking the **Submit** button, the following screen will appear.

The screenshot displays the 'Sign Up Form' for the Directorate of Technical Education, Admission Committee for Professional Courses (ACPC), Gujarat. The form includes fields for Candidate Name, ISD Code, Mobile No, Email Id, User Id, Security Pin, and Confirm Password. A confirmation dialog box is overlaid on the form, asking 'Do you wish to final submit?' with 'Yes' and 'No' buttons. A yellow box highlights the 'Confirm !!' dialog and the 'Submit' button, with text indicating to confirm and submit details if no change is required. The footer contains a disclaimer and the NIC logo.

Directorate of Technical Education,
Admission Committee for Professional
Courses (ACPC), Gujarat
Common Registration for Gujarat ACPC

Home

Sign Up Form

Candidate Name: Soni Tushar Arun
ISD Code: India (91)
Mobile No: 9925245668
Email Id: psraval@gmail.com

Choose Your User Id And Password

User Id: sonitushar
Security Pin: 6J8K26
Confirm Password: 6J8K26

Do you wish to final submit ?

Yes No

Submit

CONFIRM AND
SUBMIT THE DETAILS
IF NO CHANGE
REQUIRED.

Disclaimer:
The site is designed and hosted by NIC, contents are provided by the ACPC Gujarat. In case of any
clarification please contact ACPC Gujarat.

NIC National Informatics Centre

- The online module will again ask "Do you wish to final submit" If yes then click **Yes** button to move ahead.
- If you wish to edit, then click **No** button and you may edit the filled details and click Submit for moving ahead in the registration process.
- The online module will ask for Edit **Edit** or Final submit **Final Submit** If no edit is required, Please check and verify again the details filled by you and go for final submit button **Final Submit** as shown in following screen.



Review Page - Sign Up Form

Review the following particulars carefully. If you would like to change any particulars entered, you may do so by pressing 'EDIT' button or press SUBMIT button for final submission.

Sign Up Details

Candidate Name	Soni Tushar Arvind	Mobile Number	98765 43210
E-Mail ID	soni.tushar@gmail.com		

Account Details

Your Password (Not shown due to security reasons)

VERIFY AND SUBMIT

Edit

Final Submit

- After clicking **Final Submit** button, the module will verify your Mobile number by sending OTP (One time password) on your mobile number.

Commissioner of Technical Education, Admission Committee
for Professional Courses (ACPC), Gujarat
ACPC Gujarat - Common Registration 2023 (UAT Mode)

e-Counselling Services
Simplifying The Admission Process

Home

Sign Up Details

Candidate Name
radhysham

Email Id
mtechedit.acpc@gmail.com

Account Details
User Id

Verification of Mobile Number OR Email Address is mandatory to get registered successfully.

System has sent One Time Password (OTP) on your mobile no. 982****737 and email id mte*****com

Note: If you did not receive the OTP, you can resend the OTP by clicking on 'RESEND OTP' link.

Enter Mobile One Time Password (OTP) Mobile One Time Password [RESEND OTP](#)

OR

Enter Email One Time Password (OTP) Email One Time Password [RESEND OTP](#)

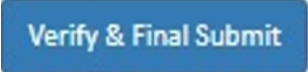
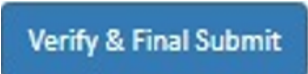

Security Pin (case sensitive) Security Pin


Security Pin

Verify & Final Submit


Terms and Conditions / Hyperlink Policy / Privacy Policy / Copyright Policy / Disclaimer

Content Owned and Maintained by COMMISSIONERATE OF TECHNICAL EDUCATION, GUJARAT STATE.
Designed, Developed and Hosted by National Informatics Centre,

- Please enter the OTP received on you mobile number OR Email ID and Security PIN as shown in screen and click  button.
- After clicking the  button, you will receive confirmation message on your mobile for completion of creation of User ID.
- After this you have to log in to complete your profile. Remember the USER ID and Password **during the entire admission process** as set by you.
- Press  button on the confirmation page, the screen as shown below will appear. Here login with your USER I.D. and Password



Commissioner of Technical Education, Admission Committee for Professional Courses (ACPC), Gujarat
ACPC Common Registration 2023


Counselling Services
Simplifying The Admission Process

Home

Registered Candidates Sign-In

Counselling
ACPC Common Registration 2023

User Id
mtech2022

Password

Security Pin (case sensitive)

Security Pin
18J458

Listen Security Pin Audio
0:00 / 0:04

Sign In
Forgot Password ?

Fresh Candidate Registration

Forgot User Id

Important Instructions

- Confidentiality of Password is solely responsibility of the candidate and all care must be taken to protect the password.
- Candidates are advised to keep changing the Password at frequent intervals.
- Never share your password and do not respond to any mail which asks you for your Login-ID/Password.
- It is strongly recommended that the OTP sent to the applicant for any activity like reset password etc. must not be shared with anyone.
- For security reasons, after finishing your work, click the LOGOUT button and close all the windows related to your session.

Caution: Your IP address 14.139.110.146 is being monitored for security purpose.

- After Login, the following screen will appear. You will see various courses available for admission such as **B.E/B.Tech, B.Pharma/D.Pharma, ME/MTech, /MPharm, MBA/MCA etc.**

Commissioner of Technical Education, Admission Committee for Professional Courses (ACPC), Gujarat
ACPC Gujarat - Common Registration 2023 (UAT Mode)

Counselling Services
Simplifying The Admission Process

Change Password Logout

Name: rajesh User ID: csejour

Profile Section

- View Registration Details
- Personal Details
- Contact Detail
- Upload Documents/Images
- View Profile

CHECK AVAILABLE COURSES YOU WISH TO APPLY. CHECK PREREQUISITE AND ELIGIBILITY BEFORE APPLYING

YOU NEED TO COMPLETE YOUR PROFILE BEFORE APPLYING

Dashboard

Apply For My Application

ACPC Gujarat B.E/B.Tech Counselling 2023
Application Schedule From : 25/03/2023 To : 30/08/2023

Registration OPEN View Instructions

Security Pin (see serial): Complete Your Personal Details

Security Pin: 11M736

ACPC Gujarat B. Pharma/D. Pharma Counselling 2023
Application Schedule From : 28/03/2023 To : 30/08/2023

Registration OPEN View Instructions

Security Pin (see serial): Complete Your Personal Details

Security Pin: 11M736

ACPC Gujarat B. Arch Counselling 2023
Application Schedule From : 25/03/2023 To : 30/08/2023

Registration OPEN View Instructions

Security Pin (see serial): Complete Your Personal Details

Security Pin: 11M736

ACPC Gujarat Combined MBA/MCA Counselling 2023
Application Schedule From : 18/05/2023 To : 30/07/2023

Registration OPEN View Instructions

Security Pin (see serial): Complete Your Personal Details

Security Pin: 11M736

ACPC M.E./M.Tech. Registration Cum Counselling 2023
Application Schedule From : 03/05/2023 To : 30/06/2023

Registration OPEN View Instructions

Security Pin (see serial): Complete Your Personal Details

Security Pin: 11M736

- Fill the security pin for the course you wish to apply such as ME/MTech OR Mpharm, and then click **Complete Your Personal Details** as shown against each course. The following screen related to personal details will appear.
- Fill the personal details as per following screens

Name: nish User Id: userstest

Profile Section

- View Registration Details
- Personal Details**
- Contact Detail
- Upload Documents/Images
- View Profile

Personal Details

Candidate Name as per SSC mark sheet

Father Name

Mother Name

Date of Birth

Gender

Nationality

Domicile

Category

Sub Category Details

Physically Handicapped

EX / IN - Serviceman

Tuition Fee Waiver

Other Information

Family Annual Income

Free Ship Card

SAVE & NEXT

Personal Details :

- Please fill details such as **Name strictly as mentioned in your BE/BTech/BPharm marksheet/Degree certificate**, Father's name, Mother's name, Date of Birth, Gender, Nationality, Category etc. (For SEBC/SC/ST/EWS, category candidate, the candidate should have the valid certificate of respective category)

Sub Category Details:

- **Physically Handicapped :** If your percentage of disability is more than 40%, then click Yes and fill the percentage of disability. Candidate shall have to upload certificate of disability issued by Civil Surgeon
- **Ex/In-Serviceman:** If parents of the candidate are Ex or In-serviceman please fill YES (The Candidate needs to upload the serving certificate of father/mother who is serving in defence services for In-serviceman. The Candidate needs to upload the certificate of father/mother issued by District Sainik Welfare board for Ex-serviceman.)
- **Tuition fee waiver (TFW) Scheme :** The tuition fee waiver scheme is not applicable in ME/MTech/MPharm courses. This information is asked for the purpose of creation of general profile of candidate only, since this profile creation is common and utilised for all courses. The benefit is available only in eligible courses and not for ME/MTech/Mpharm courses. All aspiring candidates are hereby informed to take note of this rules/norms related to TFW scheme for ME/MTech/Mpharm courses.

Other Information :

- **Family Annual Income :** Please mention your family annual income
- **Free Ship Card :** If your belong to SC/ST category and your annual family income is less than Rs. 2.5 lacs then fill yes. Candidate shall have to upload valid Free ship card/Income certificate and produce Free ship card at the admitting instiute to avail benefits thereof as per prevailing government rules/norms.

After filling Personal Details Click **SAVE & NEXT** button and then fill Contact details and click **SAVE & NEXT** at end of Contact details page.

The screenshot displays the 'Contact Details' section of an online application form. On the left, a 'Profile Section' sidebar contains links: 'View Registration Details', 'View /Edit Personal Details', 'Contact Detail' (highlighted in blue), 'Upload Documents/Images', and 'View Profile'. The main form area is titled 'Contact Details' and is divided into two sections: 'Correspondence Address' and 'Permanent Address'. Each section includes input fields for 'Premise No./Name', 'Sub Locality/Colony (Optional)', 'Locality/City/Town/Village', 'Country' (pre-filled with 'India'), 'State' (a dropdown menu), 'District' (a dropdown menu), 'Pin Code', and 'ISD Code'. An 'Alternate Contact Number (Optional)' field is also present. A checkbox labeled 'Same As Correspondence Address' is located at the top of the 'Permanent Address' section. At the bottom right of the form, there are two buttons: 'PREVIOUS' and 'SAVE & NEXT'.

After clicking **SAVE & NEXT** the below mentioned screen will be displayed

Directorate of Technical Education, Admission Committee for Professional Courses (ACPC), Gujarat
ACPC-Common Registration 2022 (UAT Mode)

Home Change Password Logout Name: ram User Id: valsad

Profile Section

- View Registration Details
- View /Edit Personal Details
- View /Edit Contact Detail
- Upload Documents/Images**
- View Profile

Upload Documents/Images

S.No.	Document Type	Document Specifications	Document Number	Upload
1	Photograph	Document Format: jpg Min Size (KB): 10 Max Size (KB): 100	NA	<input type="button" value="Choose File"/> No file chosen
2	Date of Birth/School Leaving Certificate	Document Format: pdf Min Size (KB): 10 Max Size (KB): 200	<input type="text" value="Document Number"/>	<input type="button" value="Choose File"/> No file chosen

Content Owned and Maintained by COMMISSIONERATE OF TECHNICAL EDUCATION, GUJARAT STATE.
Designed, Developed and Hosted by National Informatics Centre,
Ministry of Electronics & Information Technology, Government of India

Upload Documents/images :



- Click the button and upload your recent passport size photograph
- Click the button and upload School leaving certificate/Transfer certificate

Document Number :

- Fill GR no. of School as document number for uploaded school leaving certificate/Transfer certificate

Now click the button the following Screen will be displayed

Preview of Upload Documents/Images

S.No.	Required Document	Preview	Check & Verify
1	Photograph	<p>File Name: Photo.jpg Document Number: NA</p>  <p>Click Here For Large View</p>	<input checked="" type="checkbox"/> Photograph Self Verified
2	School leaving Certificate/ Transfer Certificate	<p>File Name: School Leaving.pdf Document Number: 11</p>  <p>Click Here For Large View</p>	<input checked="" type="checkbox"/> School leaving Certificate/ Transfer Certificate Self Verified

[EDIT DOCUMENTS/IMAGES](#)

[SAVE & NEXT](#)

- Check and verify the uploaded documents, and tick mark the box of respective document as being part of process of self-verification of the uploaded documents.
- Now click the button [SAVE & NEXT](#) the following Screen will be displayed

Profile Section

[View Registration Details](#)
[View /Edit Personal Details](#)
[View /Edit Contact Detail](#)
[Upload Documents/Images](#)
[View Profile](#)

Dashboard

Apply For

My Application

ACPC Gujarat B.E/B.Tech Counselling 2023

Application Schedule From : 25/03/2023 To : 30/08/2023

Registration OPEN

View Instructions

Security Pin (max sensitive)

Click Here to Apply

Security Pin

9T11A6

ACPC Gujarat B. Pharma/D. Pharma Counselling 2023

Application Schedule From : 28/03/2023 To : 30/10/2023

Registration OPEN

View Instructions

Security Pin (max sensitive)

Click Here to Apply

Security Pin

9T11A6

ACPC Gujarat B. Arch Counselling 2023

Application Schedule From : 25/03/2023 To : 30/08/2023

Registration OPEN

View Instructions

Security Pin (max sensitive)

Click Here to Apply

Security Pin

9T11A6

ACPC Gujarat Combined MBA/MCA Counselling 2023

Application Schedule From : 18/05/2023 To : 30/07/2023

Registration OPEN

View Instructions

Security Pin (max sensitive)

Click Here to Apply

Security Pin

9T11A6

ACPC M.E./M.Tech. Registration Cum Counselling 2023

Application Schedule From : 03/05/2023 To : 30/06/2023

Registration OPEN

View Instructions

Security Pin (max sensitive)

Click Here to Apply

Security Pin

9T11A6

ACPC Gujarat M. Pharma Registration Cum Counselling 2023

Application Schedule From : 09/04/2023 To : 15/07/2023

Registration OPEN

View Instructions

Security Pin (max sensitive)

Click Here to Apply

Security Pin

9T11A6

Click  button for the concerned applicable course.

For **ME/MTech** select **ME/MTech** and for **MPharm** Select **MPharm**, the following Screen will be displayed

Your Application number will be displayed on Dashboard as shown in screen below, please remember this as your application number during entire admission process.

Courses (ACPC), Gujarat
ACPC M.E./M.Tech. Registration Cum Counselling 2023 (UAT Mode)

Dashboard Common Dashboard Home

Last Visit: Jun 2 2023 5:18PM

Name: rajesh Application No: 231190500015

Available Services

- View Registration Details
- Application Form
- Qualification Details
- Apply For
- Competitive Exam Details
- Experience Details
- PGCET Center Details
- Contact Details
- Upload Documents/Images
- Preview & Final Submit
- Pay Registration Fee

Verify Mobile No. & Email Id

- Mobile Number Verified
- Verify Your Email Id

Contact Us

info@acpoidoe.ac.in

Member Secretary Admission Committee for Professional Courses
Admission Building, Nr. Library, L. D. College of Engg.
Campus, Ahmedabad- 380015 India.

Application Progress Status

Step	Status
Registration Details	Completed
Application Form	Incomplete
Qualification Details	Incomplete
Apply For	Incomplete
Competitive Exam Details	Incomplete
Experience Details	Incomplete
PGCET Center Details	Incomplete
Contact Details	Incomplete
Upload Documents/Images	Incomplete
Final Submit	Incomplete
Pay Registration Fee	Incomplete

You have successfully Registered.
Please note down the Application Number for future references.
Application Number: 231190500015
Kindly, fill all the Forms to complete the Application Process.

Application Form

- Status of Dashboard shows many activities as incomplete
- To complete these incomplete activities, click **Application Form** button for further process of registration

On clicking **Application Form** the following screen will be displayed

Last Visit: Jun 2 2023 5:18PM

Name: rajesh Application No: 231190500015

Available Services

- View Registration Details
- Application Form**
- Qualification Details
- Apply For
- Competitive Exam Details
- Experience Details
- PGCET Center Details
- Contact Details
- Upload Documents/Images
- Preview & Final Submit
- Pay Registration Fee

Verify Mobile No. & Email Id

- Mobile Number Verified**
- Verify Your Email Id

Contact Us

info@jacpcidce.ac.in

Member Secretary Admission Committee for Professional Courses Admission Building, Nr. Library, L. D. College of Engg. Campus, Ahmedabad- 380015 India.

Application Form

Candidate Name as per BE./B.Tech Mark Sheet

patel rajesh mohanbhai

Father Name

mohan

Mother Name

seeta

DOB

13 April (04) 2006

Gender

Male

Nationality

Indian

Domicile

Gujarat

Category

General

Sub Category Details

Ex/In-Servicemen

Yes

Physically Handicapped

No

Other Information

Family Annual Income

2.51 lakh to 8 lakh

XII (Science)/Diploma passed from Gujarat

Yes

SAVE & NEXT

Application form details:

Fill and Verify the required details and click **SAVE & NEXT** button. The following screen of **Qualification details** will be displayed.

ACPC M.E./M.Tech. Registration Cum Counselling 2023 (UAT Mode)

[Dashboard](#)
[Common Dashboard](#)
[Home](#)

[Change Password](#)
[Last Activity Details](#)
[Login Trail](#)
[Logout](#)

Last Visit: Jun 2 2023 5:18PM

Name: rajesh Application No: 231190500015

Available Services

- [View Registration Details](#)
- [View/Edit Application Details](#)
- [Qualification Details](#)
- [Apply For](#)
- [Competitive Exam Details](#)
- [Experience Details](#)
- [PGCET Center Details](#)
- [Contact Details](#)
- [Upload Documents/Images](#)
- [Preview & Final Submit](#)
- [Pay Registration Fee](#)

Qualification Details

☒ **BE/B.Tech Details**

Passing Status <input type="text" value="Passed"/>	Passing Year <input type="text" value="2023"/>	Enrollment Number <input type="text" value="160160115235"/>
University <input type="text" value="Gujarat Technological University (GTU)"/>	BE/B.Tech Passing Degree <input type="text" value="Electronics and Communication Engineering"/>	Qualification Exam State <input type="text" value="Gujarat State"/>
Percentage Of Marks <input type="text" value="65.59"/>		

[PREVIOUS](#)
[SAVE & NEXT](#)

[Verify Mobile No. & Email Id](#)
Speakers: 23%

Fill following details related to Qualification Details

BE/BTech/BPharm or Equivalent Details :

Passing Status: If result of all semester is declared and you have cleared all semester then fill Passed
if result of final semester or backlog in any previous semester is pending fill Appeared

Passing Year: Select the year in which result is declared

BE/BTech passing degree: Fill the name of branch, you have passed BE/BTech, depending on this you will be eligible to apply for discipline(s) as per prevailing eligibility rules of **Government of Gujarat**.

Fill other relevant details such as your Enrollment number with Univeristy (PRN number for M.S. University candidates), Name of university, % marks obtained at BE/BTech/BPharm, Qualification exam state (State from where you have passed BE/BTech/BPharm).

Fill the Enrollment number with precision, as the result will be verified with your univeristy.
(If university has other than % marks pattern such as CGPA,CPI, Grade etc., convert to equivalent % marks as per provisions/rules of the concerned university and fill the equivalent % marks, in such cases attach certificate for CGPA/CPI/Grade conversion to % marks along with degree certificate and marksheet).

For GTU candidates, the conversion formula for CGPA to equivalent % is as follows:

$$\% \text{ Equivalent marks} = (\text{CGPA} - 0.5) \times 10$$

On clicking [SAVE & NEXT](#) Apply for page will be displayed as shown below

ACPC M.E./M.Tech. Registration Cum Counselling 2023 (UAT Mode)

[Dashboard](#)
[Common Dashboard](#)
[Home](#)

[Change Password](#)
[Last Activity Details](#)
[Login Trail](#)
[Logout](#)

Last Visit: Jun 2 2023 5:18PM

Name: rajesh Application No: 231190500015

Available Services

- [View Registration Details](#)
- [View/Edit Application Details](#)
- [View/Edit Qualification Details](#)
- Apply For
- [Competitive Exam Details](#)
- [Experience Details](#)
- [PGCET Center Details](#)
- [Contact Details](#)
- [Upload Documents/Images](#)
- [Preview & Final Submit](#)
- [Pay Registration Fee](#)

Apply For

Please read the instructions carefully.

The Registration fee per discipline is Rs. 1000. Tick carefully only those disciplines you wish to apply

Apply For	Discipline
1	<input type="checkbox"/> Electrical Engineering <input type="checkbox"/> Electronics & Communication <input type="checkbox"/> Instrumentation & Control Engineering <input type="checkbox"/> Mechatronics Engineering

[PREVIOUS](#)
[SAVE & NEXT](#)

Verify Mobile No. & Email Id

Apply For details

- The eligible Candidate should apply to appropriate discipline for which he is eligible as per eligibility criteria shown in Appendix – I of Education department, Government of Gujarat Notification No. GH/SH/26/2020/PVS/102020/242/S dated 30/06/2020 and all its subsequent amendments.
- All the eligible disciplines shall be displayed on this page. **Candidate can apply for as many disciplines as he wishes, and tick from the eligible list displayed. The registration fee is Rs. 1000/- per discipline ticked/applied, thus if you tick/apply for two disciplines than registration fee shall be Rs. 2000/- and thereafter in multiple of Rs. 1000/-.**
- The registration fee so paid is non-refundable, thus while ticking the name and no. of discipline, one should be extra cautious, as there is no provision of refund in event of ticking the discipline by mistake or an oversight. Also, there is no provision for adding the other eligible discipline after successful completion of registration process. No correspondence shall be entertained in this matter related to refund of registration fee or addition of any discipline
- In case of Non-GATE/Non-GPAT candidates, the applicant has to appear for PGCET-2023 in the discipline he has applied for and if he has applied for more than one discipline he has to appear for the PGCET-2023 in as many disciplines as per his application for admission and prevailing eligibility rules.
- The Non-GATE/Non-GPAT candidates are informed to fill their option for the PGCET-2023 examination center in the online registration module and **center once selected shall not be changed, which may please be noted by the aspiring candidates.**

On clicking SAVE & NEXT Competitive Exam details screen will be displayed as shown below. This details are to be filled only by **GATE/GPAT Qualified candidates** (Those candidates who have secured GATE/GPAT marks more than or equal to qualifying marks as declared by GATE/GPAT for concerned paper, category, Year of GATE/GPAT).

Very Important:

If you are not GATE/GPAT Qualified, then do not fill anything on this page and Click **SAVE & NEXT** button and proceed to fill other relevant details including PG CET Center details in the online module.

The screenshot displays the PG CET application portal interface. At the top, there is a navigation bar with links for Dashboard, Common Dashboard, and Home, along with options to Change Password, view Last Activity Details, Login Trail, and Logout. Below the navigation bar, a status bar shows the last visit date (Jun 2 2023 5:18PM) and the user's name (rajesh) and application number (231190500015). The main content area is divided into two sections. On the left, a sidebar titled 'Available Services' lists various options, with 'Competitive Exam Details' currently selected. On the right, the 'Competitive Exam Details' form is shown. It includes a checkbox for 'GATE Examination Details' which is checked. Below this, a red instruction states: 'To be filled only by GATE Qualified candidates, if you are not GATE qualified proceed for next page to fill PG CET Centre.' The form contains several input fields: 'Registration No' (EC215S1015172), 'Year' (2021), 'Score' (425), 'Marks' (39.13), and 'Examination Paper(Subject)' (Electronics & Communication). At the bottom of the form, there are 'PREVIOUS' and 'SAVE & NEXT' buttons. Below the main form, there is a section for 'Verify Mobile No. & Email Id' with a status 'Mobile Number Verified'.

Competitive Examination Details:

GATE/GPAT Examination details (To be filled only by GATE/GPAT qualified candidates)

- Tick the box at GATE examination details and fill the details related to GATE/GPAT examination such as Registration Number, Marks and Score obtained, Subject of GATE examination, Year of qualification. **(To be filled if you have scored marks more than qualifying marks in the corresponding year).**
- The copy of GATE/GPAT score card is to be uploaded in Document Upload page

If you are not GATE/GPAT Qualified, then do not fill anything on this page and Click **SAVE & NEXT** button. However, you shall have to fill PG CET Examination Center option available after Experience details page of the module.

On clicking **SAVE & NEXT** on this page **Experience Details** page will be displayed. **This detail is to be filled only by Sponsored category candidates.**

Very Important:

Experience Details: (To be filled only by Sponsored Candidates)

ACPC M.E./M.Tech. Registration Cum Counselling 2023 (UAT Mode)

Dashboard Common Dashboard Home Change Password Last Activity Details Login Trail Logout

Last Visit: Jun 2 2023 5:18PM Name: rajesh Application No: 231190500015

Available Services

- View Registration Details
- View/Edit Application Details
- View/Edit Qualification Details
- View/Edit Apply For
- View/Edit Competitive Exam Details
- Experience Details**
- Contact Details
- Upload Documents/Images
- Preview & Final Submit
- Pay Registration Fee

Experience Details

Are you applying as Sponsored Candidate ? Yes

ADD ROW DELETE ROW

Serial Number : 1

Name of Last/Current Organization and Address Government Polytechnic Palanpur Post Held Lecturer

Work Experience From 17 August (08) 2016 Work Experience To 15 June (06) 2023

Type of Experience

--Select--

--Select--

Government Faculty

Industry/Others

SFI Faculty

PREVIOUS SAVE & NEXT

Experience Details: (To be filled only by Sponsored Candidates)

- Here the sponsored candidates have to fill the details relevant to his experience, such as name of organisation, designation, duration of experience, type of experience etc.
- If you possess required experience, sponsorship letter from your sponsorer, Form 16 from Income tax department for last two years based on your employment for last two years, and other related documents, then only fill YES for question on this page "Are you applying as sponsored candidate".
- If any of the above required documents/information is missing, your application shall not be considered eligible as Sponsored candidate.
- Hence, it is advised to be cautious in clicking YES here, if required documents as stated in rules, guidelines (available on Committee's website) and as stated above are not uploaded, your application will be summararily rejected as Sponsored candidate. This may be noted by all aspiring candidates applying as Sponsored Candidates.
- A combined pdf file comprising of experience certificates, Form 16 under IT Act, 1961 for last 2 years from the employer and Sponsorship letter (standard format) from your present employer as available at the end of this file has to be uploaded in Document upload page as an Sponsored category document.

NOTE: If you are not fulfilling the requirements of Sponsored candidate as per prevailing rules and guidelines (available on committee's website), then fill NO and proceed further for registration process

On clicking **SAVE & NEXT** PG CET Exam center page (Only for Non-GATE and Non-GPAT candidates) will be displayed.

Commissioner of Technical Education, Admission Committee for Professional Courses (ACPC), Gujarat

ACPC M.E./M.Tech. Registration Cum Counselling 2023 (UAT Mode)

Counselling Services
Simplifying The Admission Process

Dashboard Common Dashboard Home

Change Password - Last Activity Details Login Trail Logout

Last Visit: Jun 2 2023 5:18PM

Name: rajesh Application No: 231190500015

Available Services

- View Registration Details
- View/Edit Application Details
- View/Edit Qualification Details
- View/Edit Apply For
- View/Edit Competitive Exam Details
- View/Edit Experience Details
- PGCET Center Details**
- Contact Details
- Upload Documents/Images
- Preview & Final Submit
- Pay Registration Fee

PGCET Center Details

Exam Center 1

Choose Exam City

Please select

Please select

Dr. S & S.S. Gandhi Government Engineering College, Surat

Faculty of Technology & Engineering, M.S. University, Vadodara

Government Engineering College, Rajkot

L.D. College of Engineering, Ahmedabad


SAVE & NEXT

All Non-GATE/ Non-GPAT candidates fill option for PGCET 2023 Examination Center


Verify Mobile No. & Email Id

- In case of Non-GATE/Non-GPAT candidates, the applicant has to appear for PGCET-2023 in the discipline he has applied for and if he has applied for more than one discipline he has to appear for the PGCET 2023 in as many disciplines as per his application for admission.
- The Non-GATE/Non-GPAT candidates are informed to fill their option for the PGCET-2023 examination center in the online registration module as shown in figure above, the center once selected shall not be changed, which may please be noted by the aspiring candidates.

On clicking **SAVE & NEXT** Contact details page will be displayed.



Commissioner of Technical Education, Admission Committee for Professional Courses (ACPC), Gujarat
 ACPC M.E./M.Tech. Registration Cum Counselling 2023 (UAT Mode)


 e-Counselling Services
 Simplifying The Admission Process

[Dashboard](#)
[Common Dashboard](#)
[Home](#)

Change Password

Last Activity Details

Login Trail

Logout

Last Visit: Jun 2 2023 5:18PM

Name: rajesh
 Application No: 231190500015

Available Services

- View Registration Details
- View/Edit Application Details
- View/Edit Qualification Details
- View/Edit Apply For
- View/Edit Competitive Exam Details
- View/Edit Experience Details
- View/Edit PG CET Center Details
- Contact Details**
- Upload Documents/Images
- Preview & Final Submit
- Pay Registration Fee

Verify Mobile No. & Email Id

- Mobile Number Verified
- Verify Your Email Id

Contact Details

Correspondence Address

Premises No./Village Name	Sub Locality/Colony/Police Station (Optional)	
23 shivanand	near amruta flats	
Locality/City/Town/Village/Post Office	Country	
dariyapur	India	
State	District	
Gujarat	AHMEDABAD	
Pin Code	ISD Code	Alternate Contact Number (Optional)
380015	91	
Alternate Email Id (Optional)		


Permanent Address

☒ Same As Correspondence Address


PREVIOUS

SAVE & NEXT

Verify the details and proceed further by clicking **SAVE & NEXT** the Document upload page will be displayed



**Commissioner of Technical Education, Admission Committee for
Professional Courses (ACPC), Gujarat**
 ACPC M.E./M.Tech. Registration Cum Counselling 2023 (UAT Mode)


e-Counselling Services
 Simplifying The Admission Process

[Dashboard](#)
[Common Dashboard](#)
[Home](#)

[Change Password](#)
[Last Activity Details](#)
[Login Trail](#)
[Logout](#)

Last Visit: Jun 2 2023 5:18PM

Name: rajesh Application No: 231190500015

Available Services

- View Registration Details
- View/Edit Application Details
- View/Edit Qualification Details
- View/Edit Apply For
- View/Edit Competitive Exam Details
- View/Edit Experience Details
- View/Edit PG CET Center Details
- View/Edit Contact Details
- Upload Documents/Images
- Preview & Final Submit
- Pay Registration Fee

Preview of Uploaded Documents/Images

S.No.	Required Document	Document Specifications	Document Number/Id	Upload	Action
1	Photograph	Document Format: jpg Min Size (KB): 10 Max Size (KB): 100	NA	Document Uploaded Click Here For View	Edit & Re-Upload
2	Date of Birth Certificate	Document Format: pdf Min Size (KB): 10 Max Size (KB): 200	1	Document Uploaded Click Here For View	Edit & Re-Upload
3	EX/IN Service man (ESM) Certificate	Document Format: PDF Min Size (KB): 10 Max Size (KB): 300	Document Number/Id	Choose File No file chosen	Preview & Upload
4	Sponsored category documents	Document Format: PDF Min Size (KB): 10 Max Size (KB): 600	1	Document Uploaded Click Here For View	Edit & Re-Upload
5	12th/Diploma Engg. Marksheet	Document Format: PDF Min Size (KB): 50 Max Size (KB): 300	Document Number/Id	Choose File No file chosen	Preview & Upload
6	BE/B.Tech Degree Certificate and Final year Marksheet	Document Format: PDF Min Size (KB): 10 Max Size (KB): 300	Document Number/Id	Choose File No file chosen	Preview & Upload

[PREVIOUS](#)

Verify Mobile No. & Email Id

- Mobile Number Verified
- Verify Your Email Id

Upload Documents/images : All required documents are to be uploaded strictly as per following details

1. **Category Certificate** : Click [Choose File](#) button and upload scanned pdf copy of valid Caste certificate such as **SC/ST/SEBC/EWS** certificate as per your application. **However, in case of SEBC candidate valid SEBC certificate along with valid Non Creamy layer certificate (NCL) (Parishistha-4 in Gujarati version only) both have to be uploaded separately as mentioned in the online module. The NCL should have been issued after 01.04.2021 from the competent authority empowered by Government of Gujarat.**
2. **Person with Disability (PwD) Certificate** : Click [Choose File](#) button and upload Physical disability certificate issued by Civil Surgeon
3. **12th/Diploma Engg. Marksheet**: Click [Choose File](#) button and upload scanned copy of 12th standard or Diploma Engg. marksheet (whichever is applicable)
4. **BE/B.Tech./BPharm Degree Certificate and Final year Marksheet**: Click [Choose File](#) button and upload, one combined scanned file as per following details.
 - (i) **If your passing status is Passed** : One combined pdf file containing degree certificate OR Provisional degree certificate alongwith Sem VII and Sem VIII marksheet. (In case original mark sheet is not made available by concerned university, then upload the Web/Internet copy duly self attested by candidate). If degree certificate/provisional degree certificate is not yet furnished by University, then only Sem VII and Sem VIII marksheet in one combined file to be uploaded.
 - (ii) **If your passing status is appeared** : If result of Sem VIII or backlog in previous semester is pending then upload scan copy of Sem VII marksheet only.
5. **Freeship card/Income Certificate (only for SC/ST candidates applying as free ship card)** : Click [Choose File](#) button to upload scan copy of valid Freeship card/Income certificate.
6. **EX/IN Service man (ESM) Certificate** : Click [Choose File](#) button and upload scan copy from Commanding Officer (for In-serviceman) OR District Sainik Welfare Board (for Ex-servicemen)
7. **GATE/GPAT Score Card (Only for GATE/GPAT Qualified candidates)**: Click [Choose File](#) button and upload valid scan copy of GATE/GPAT score card.(Web copy is not allowed)

8. Sponsored category documents (Applicable Only for Sponsored Candidates) : Click




Choose File

button and upload, one combined scan file containing of experience certificate, Form 16 under IT Act, 1961 for last 2 years from the employer and Sponsorship letter (Standard format).

Fill the document Number in the third column as shown in picture above for all documents uploaded. If the size of document is more than as mentioned in column 2 of above picture, the relevant document will not be uploaded. You shall have to resize to within the upper limit as shown in column 2 of above picture.

After attaching each document, enter document No. and click **preview** and **upload**, preview of that document shall be shown, with option of clicking either **SAVE** or **CANCEL**. If document is correct click **SAVE** and proceed further for another document, if document is not attached correctly repeat the procedure again.

- After uploading all relevant documents as mentioned above the **Preview & final submit** page will be displayed as follows.

S.No.	Required Document	Preview
1	Category Certificate	<p>File Name: sc_guj.pdf Document Number/Id: 124/245/1</p>  <p>Click Here For Large View</p>
2	Person with Disability (PwD) Certificate	<p>File Name: anone-1_PwD.pdf Document Number/Id: 431/436/1</p>  <p>Click Here For Large View</p>
3	12th Marksheet/Certificate	<p>File Name: HSC MARK SHEET.pdf Document Number/Id: 064958</p> 

[View/Edit Application Form](#)
[View/Edit Qualification Details](#)
[View/Edit Competitive Exam Details](#)
[View/Edit Contact Detail](#)
[Upload Documents/Images](#)
[Preview & Final Submit](#)
[Pay Registration Fee](#)

Verify Mobile No. & Email Id

[Mobile Number Verified](#)
[Verify Email Id](#)

Contact Us

info@jacpsdc.ac.in
 Member Secretary Admission Committee for Professional Courses
 Admission Building, Nr. Library, D. College of Engg.
 Campus, Ahmedabad-380015 India
 7926300360

[DashBoard](#)
[Common DashBoard](#)
[Home](#)

[Change Password](#)
[Last Activity Details](#)
[Login Trail](#)
[Logout](#)

Last Visit: Jun 2 2023 5:18PM

Name: rajesh Application No: 231190500015

Available Services

[View Filled Form](#)
[Pay Registration Fee](#)

Verify Mobile No. & Email Id

[Mobile Number Verified](#)
[Verify Your Email Id](#)

Contact Us

info@jacpcidce.ac.in
Member Secretary Admission Committee for Professional Courses Admission Building, Nr. Library, L. D. College of Engg. Campus, Ahmedabad- 380015 India.
7926300360

Application Progress Status


Step	Status
Registration Details	Completed
Application Form	Completed
Qualification Details	Completed
Apply For	Completed
Competitive Exam Details	Completed
Experience Details	Completed
PGCET Center Details	Completed
Contact Details	Completed
Upload Documents/Images	Completed
Final Submit	Completed
Pay Registration Fee	Incomplete

Your Registration Process has not been completed yet.


For completion, kindly pay the required Fee. Only after payment of required Fee your Application will be considered for further processing.

[Pay Registration Fee](#)

- On clicking **Pay Registration Fee** candidate can pay registration fee by means CREDIT CARD/DEBIT CARD/NETBANKING OR UPI. You will immediately receive confirmation SMS/email, once the payment is successful
- After payment of registration fee, the process of registration is over.
- Get print of registration slip by clicking **Candidate profile** shown under **Available services** in left portion of below mentioned screen. On clicking you will be shown the details of your candidate profile, the same can be downloaded by clicking **Download Candidate profile** shown at the end of candidate profile page. **This slip is also Registration slip cum hall ticket for PGCET-2023 for Non-GATE/Non-GPAT candidates .**
- The Registration slip cum hall ticket for PGCET-2023 and a photo identity proof in original must be produced at the time of appearing in the PGCET-2023 for verification. No candidate shall be permitted to appear in the PGCET-2023 without the valid registration slip. It must be preserved even after the PGCET-2023 and it should be presented as and when required during the entire admission process.



**Commissioner of Technical Education, Admission Committee
for Professional Courses (ACPC), Gujarat**
 ACPC M.E./M.Tech. Registration Cum Counselling 2023 (UAT Mode)


e-Counselling Services
 Simplifying The Admission Process

[Dashboard](#)
[Common Dashboard](#)
[Home](#)

Change Password

Last Activity Details

Login Trail

Logout

Last Visit: May 30 2023 11:43AM
 Your current session will be expired within : 09:57 minute
 Name: radhysham Application No: 231190500012

Available Services

- Candidate Profile
- Available Choices
- Choice Filling & Locking
- Seat Allotment Result
- Fee Payment Details

System Generated Letters

- View/Download Letters

Verify Mobile No. & Email Id

- Mobile Number Verified
- Email Id Verified

Current Choice Filling and Locking Status

Total Available Choices
0

Filled Choices
0

Unfilled Choices
0

Choice Locking Status
Unlocked

Important Message
 As per eligibility criteria for minimum marks/other eligibility parameters, no choice available for you.

The following are to be remembered throughout the entire admission process

- **Your Application Number**
- **Your User ID and Password**

FORMAT FOR SPONSORSHIP LETTER

Sponsorship Letter

(From the Sponsorer on the Company/Institute Letter Head)

This is to Certify that Mr/ Ms. is working in (Name of Organization/ Institute) as..... on full time basis on regular basis from..... He / She is permitted to join M.E. /M. Tech. /M. Pharm. programme from the academic year 2023-24.

We shall fully relieve him/her of his/her duties in the Organization during the entire period of the M.E/ M.Tech./ M.Pharm Programme to enable him/her to devote full time to studies. He/She will be allowed to continue the said programme on full time basis till the completion of the programme. The institute shall pay all the salary/wages to the above candidate as being paid as on this day for the entire period of deputation.

Date:

Signature of authorised person of
sponsoring Company/Institute
with Official Seal

Place: