



ONLINE REGISTRATION PROCESS STEPS FOR DEGREE / DIPLOMA PHARMACY ADMISSION

Visit to the Admission Committee website www.gujacpc.nic.in

Registered Candidates Sign-In

Counselling ACPC Gujarat - Common Registration 2023 (UAT Mode)

User Id

Password

Security Pin (case sensitive)

Security Pin R57J61

Listen Security Pin Audio

[Forgot User Id](#)

Important Instructions

- Confidentiality of Password is solely responsibility of the candidate and all care must be taken to protect the password.
- Candidates are advised to keep changing the Password at frequent intervals.
- Never share your password and do not respond to any mail which asks you for your Login-ID/Password.
- It is strongly recommended that the OTP sent to the applicant for any activity like reset password etc. must not be shared with anyone.
- For security reasons, after finishing your work, click the LOGOUT button and close all the windows related to your session.

Caution: Your IP address 14.139.110.146 is being monitored for security purpose.

- Click on **NEW CANDIDATE REGISTRATION** button.
- If you have already registered then enter LOGIN ID & PASSWORD and proceed further.
- After Clicking on the **NEW CANDIDATE REGISTRATION** button you will be redirected to the page as shown below.

Admission Committee for Profes... Online Counselling System

demo.ecounseling.nic.in/counseling/CommonCouns23/Report/CommonProfileInstructions.aspx

ACPC Gujarat - Common Registration 2023 (UAT Mode)

Home

Please read carefully

I hereby agree to the following terms and conditions governing the admission process of Counselling:

- I have gone through and understood the contents of Information Brochure and eligibility criteria prescribed therein. I shall abide by rules and admission process as specified by the Admission Committee for Professional Courses (ACPC) Gujarat.
- I know that during verification of documents at the time of reporting, if any discrepancy is found in original documents, including category, sub-category, date of birth etc. then my candidature will be cancelled.
- I know that the personal information provided by me is genuine and authentic.
- I declare that I will not disclose or share the password with anybody. I understand that I am solely responsible for safe guarding my password and neither Admission Committee for Professional Courses (ACPC) Gujarat nor NIC is responsible for misuse of my password.
- I am aware of the fee, bond etc conditions of the Institution that I am interested in and know that Admission Committee for Professional Courses (ACPC) Gujarat has no role to play in that.

Instruction Regarding MBA-MCA Registration Charges

- For applying MBA course, Registration Charge is Rs.500/-
- For applying MCA course, Registration Charge is Rs.500/-
- For applying MBA and MCA both courses simultaneously (MBC), registration Charge is Rs.750/-

I Agree I Don't Agree

Terms and Conditions / Important Dates / Entrance Dates / Copyright Notice / Disclaimer

37°C Sunny 15:01 04-05-2023



એડમિશન કમિટી ફોર પ્રોફેશનલ કોર્સીસ (ACPC), ગુજરાત
Admission Committee for Professional Courses
(ACPC), Gujarat



Sign Up Form

Candidate Name: Patel Madhuri Jayantilal

ISD Code: India (91)

Mobile No: [Redacted]

Email Id: acpc-dte@gujarat.gov.in

Choose your User Id and Password

User Id: mjp_123

Choose your Password: [Redacted]

Confirm Password: [Redacted]

Security Pin (case sensitive): QU4419

Security Pin: QU4419

Submit

Verification of Mobile Number OR Email Address is mandatory to get registered successfully.

Terms and Conditions / Hyperlink Policy / Privacy Policy / Copyright Policy / Disclaimer

- Enter your name as per qualifying examination in Candidate Name.
- Choose ISD Code : for India (India (91)) (enter correct code as mobile will be verified)
- Enter Mobile number (ten digit number e.g. 9999999999)
- Enter your valid email address (e.g. ____@gmail.com or _____@yahoo.co.in etc.)
- Create your own User Id. In case the User Id is not available the portal will display a message. You need to choose an alternate User Id immediately.
- Create your own password and then enter the Security PIN as shown in the image.
- Finally Click on the **SUBMIT** button.

User Id and Password will remain same throughout the admission process

- After Clicking on **SUBMIT** button you will be redirected to next page as shown below



એડમિશન કમિટી ફોર પ્રોફેશનલ કોર્સીસ (ACPC), ગુજરાત
Admission Committee for Professional Courses
(ACPC), Gujarat



Sign Up Form

Candidate Name: Patel Madhuri Jayantilal
ISD Code: India (91)
Mobile No: [Redacted]
Email Id: acpc-dte@gujarat.gov.in
Choose your User Id and Password
User Id: mjp_123
Choose your Password: [Redacted]
Confirm Password: [Redacted]
Security Pin (case sensitive): QU4419
Security Pin: QU4419
Submit

Verification of Mobile Number OR Email Address is mandatory to get registered successfully.

Terms and Conditions / Hyperlink Policy / Privacy Policy / Copyright Policy / Disclaimer

- Software will ask you to confirm your entered details - If it is correct then press YES button otherwise press NO button.
- Click on the **FINAL SUBMIT** button after cross verifying your entered details.

ACPC Gujarat - Common Registration 2023 (UAT Mode)

Home

Review Page - Sign Up Form

Review the following particulars carefully. If you would like to change any particulars entered, you may do so by pressing 'EDIT' button or press 'SUBMIT' button for final submission.

Sign Up Details

Candidate Name: Patel Madhuri Jayantilal
Mobile No: [Redacted]
Email Id: acpc-dte@gujarat.gov.in

Account Details

User Id: mjp1234
Your Password: (Not shown due to security reasons)

Edit Final Submit

Verification of Mobile Number OR Email Address is mandatory to get registered successfully.

Terms and Conditions / Hyperlink Policy / Privacy Policy / Copyright Policy / Disclaimer



એડમિશન કમિટી ફોર પ્રોફેશનલ કોર્સીસ (ACPC), ગુજરાત
**Admission Committee for Professional Courses
(ACPC), Gujarat**



- After Clicking on the **FINAL SUBMIT BUTTON** - Software will proceed with the mobile number verification, OTP will be sent to the number which you have provided. The OTP will be valid for 15 Minutes. You have to submit the OTP.

- Enter the OTP and Security pin and then click on the **VERIFY & FINAL SUBMIT** button. (**SAVE your USER ID for future reference**)
- You will receive the confirmation message for creation of user profile with ID on the registered mobile number.

User Id: **mjp1234**

Candidate Name : Patel Madhuri Jayantilal

You have successfully generated userid and password.

Please note down the userid shown above for future references. Kindly login and complete your profile.

[Click to Login and Complete Profile](#)


Now click on the **CLICK TO LOGIN & COMPLETE PROFILE** button



એડમિશન કમિટી ફોર પ્રોફેશનલ કોર્સીસ (ACPC), ગુજરાત
Admission Committee for Professional Courses
(ACPC), Gujarat




- You will be redirected to the page as shown below



Directorate of Technical Education,
Admission Committee for Professional
Courses (ACPC), Gujarat

ACPC Gujarat - Common Registration .



Counselling Services
Simplifying The Admission Process

Home


Registered Candidates Sign-In

Counselling: ACPC Gujarat - Common Registration

User Id:

Password:

Security Pin (case sensitive):

Security Pin: 96549G 

[Sign In](#) [Forgot Password ?](#)

[New Candidate Registration](#)

[Forgot User Id](#)

Important Instructions

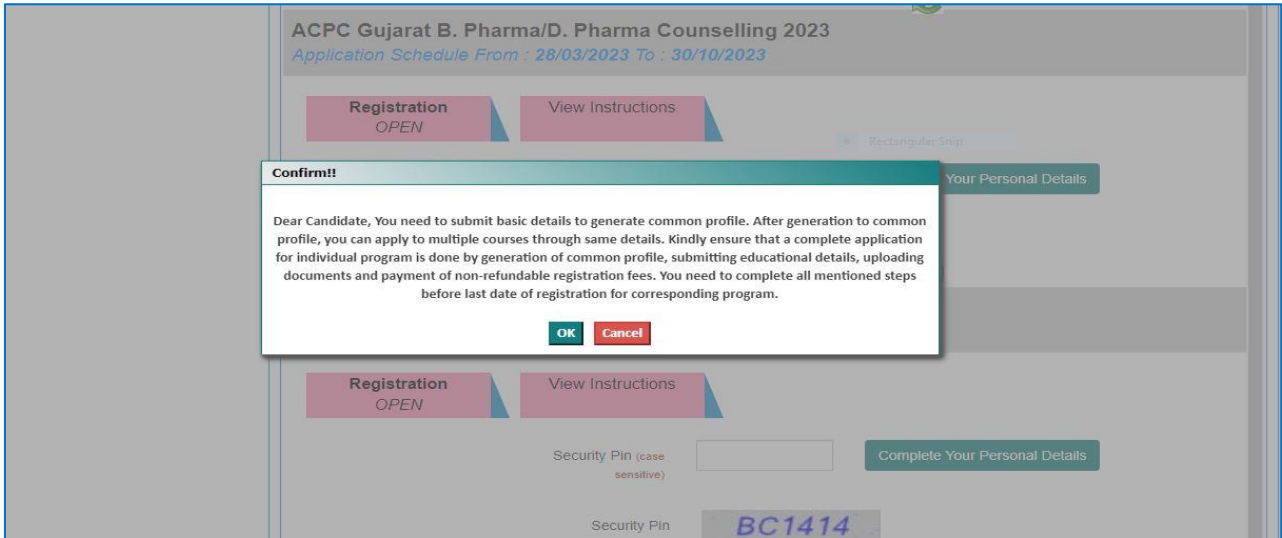
- Confidentiality of Password is solely responsibility of the candidate and all care must be taken to protect the password.
- For security reasons, after finishing your work, kindly click the LOGOUT button and close all the windows related to your session.
- Candidates are advised to keep changing the Password at frequent intervals.
- Never share your password and do not respond to any mail which asks you for your Login-ID/Password.

Caution: Your IP address is being monitored for security purpose.

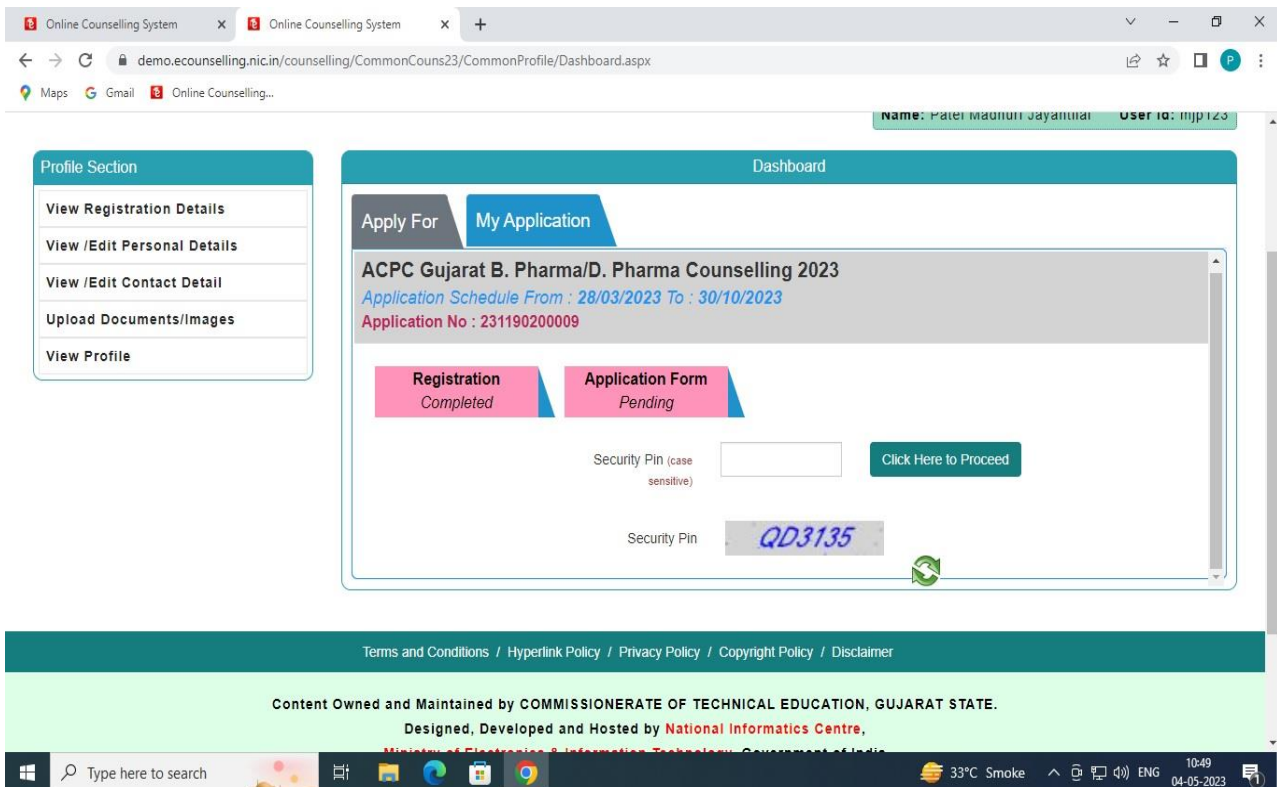
- Login to the portal by entering the User Id (you have created), Password (you have set) and security PIN as shown below it.



એડમિશન કમિટી ફોર પ્રોફેશનલ કોર્સીસ (ACPC), ગુજરાત
Admission Committee for Professional Courses
(ACPC), Gujarat



- After Login you will see the screen as shown below.
- You will see all the available courses like B.E/B.Tech, B.Pharma/D.Pharma, MBA/MCA, Diploma TO Degree Engineering, ME/M.Tech/M.Pharm.



- Click on **Profile Section** and enter your **personal details**



એડમિશન કમિટી ફોર પ્રોફેશનલ કોર્સીસ (ACPC), ગુજરાત
Admission Committee for Professional Courses
(ACPC), Gujarat



<ul style="list-style-type: none">View Registration DetailsPersonal DetailsContact DetailUpload Documents/ImagesView Profile	<h3>Personal Details</h3> <p>Candidate Name as per SSC mark sheet <input type="text" value="Gupta Abhay Rameshbhai"/></p> <p>Father Name <input type="text" value="Gupta Rameshbhai"/></p> <p>Mother Name <input type="text" value="Gupta sunitaben"/></p> <p>Date of Birth <input type="text" value="10"/> <input type="text" value="April (04)"/> <input type="text" value="2003"/></p> <p>Gender <input type="text" value="Male"/></p> <p>Nationality <input type="text" value="Indian"/></p> <p>Domicile <input type="text" value="Gujarat"/></p> <p>Category <input type="text" value="Schedule Tribe (ST)"/></p> <h3>Sub Category Details</h3> <p>Physically Handicapped <input type="text" value="Yes"/></p> <p>EX / IN -Serviceman <input type="text" value="Yes"/></p> <p>Tuition Fee Waiver <input type="text" value="Yes"/></p> <p>Percentage of Disability <input type="text" value="60"/></p> <h3>Other Information</h3> <p>Family Annual Income <input type="text" value="2.51 lakh to 8 lakh"/></p> <p>Free Ship Card <input type="text" value="Yes"/></p> <p><input type="button" value="SAVE & NEXT"/></p>
---	---

Personal Details:

- Enter your name, Father Name, Mother Name, Date of Birth, Select the Gender and Select your NATIONALITY and your State.

Category:

- General /General-EWS /Schedule Caste (SC) /Schedule Tribe (ST) / Socially and Educationally Backward Class (SEBC) (For the category other than General You need to upload relevant documents as provided in the section of document uploading

Sub Category Details:

- Physically Handicapped: Yes/No** - The Candidate needs to have more than 40% of Physical Disability certificate issued by Civil Surgeon and the same needs to be uploaded in the document uploading section.
- In-Servicemen / Ex-Servicemen: Yes/No** - The Candidate needs to upload the serving certificate of father/mother who is serving in Defence services for in serviceman. The Candidate needs to upload the certificate of father/mother issued by District Sainik Welfare board for ex - serviceman.
- Tuition Fee Waiver: Yes/No** - The candidate who is willing to avail benefits of TFW scheme should have family income of less than 8 Lakh. The candidate needs to upload the valid income certificate issued by the Government as mentioned in the document uploading section.



Other Information:

- **Family Annual Income:** The candidate needs to enter the annual family income here in INR.
- **Free Ship Card:** If you belong to SC or ST Category and Family Income is less than 2.5 Lakh then select the YES option.

Click on the **SAVE & NEXT** button.

View/ Edit contact details

- **Correspondence Address** - The candidate needs to enter his current residential address here. The candidate can also provide alternate email addresses and mobile numbers.
- **Permanent Address** - The candidate needs to enter his permanent residential address here. The candidate can also choose the same as correspondence address if both are same.



View/Edit Upload Documents/Images

Name: Gupta Abhay Rmaeshbhai User Id: GuptaAbhay

Profile Section

- View Registration Details
- View /Edit Personal Details
- View /Edit Contact Detail
- **Upload Documents/Images**
- View Profile

Upload Documents/Images

S.No.	Document Type	Document Specifications	Document Number	Upload
1	Photograph	Document Format: jpg Min Size (KB): 10 Max Size (KB): 100	NA	<input type="button" value="Choose File"/> passport_1.jpg 
2	School leaving Certificate/ Transfer Certificate	Document Format: pdf Min Size (KB): 10 Max Size (KB): 200	Document Number	<input type="button" value="Choose File"/> 1leaving_certificate.pdf 

(a) Photograph: Upload recent passport size photograph in .jpg format. Size of photograph should be 10KB to 100KB.

(b) School leaving certificate: Upload school leaving certificate in format of .pdf format. Size of file should be 10KB to 200KB.

(Document Number will be the GR Number)

Click on **SUBMIT & PREVIEW** Button



એડમિશન કમિટી ફોર પ્રોફેશનલ કોર્સીસ (ACPC), ગુજરાત
Admission Committee for Professional Courses
(ACPC), Gujarat



Save your **APPLICATION NO** for future reference.

Click on **Click Here to Apply** in the option **ACPC Gujarat B.Pharm./D.Pharm Counseling**

Dashboard

Apply For My Application

ACPC Gujarat B.E/B.Tech Counselling
Date :

Registration OPEN View Instructions

Security Pin (case sensitive) Click Here to Apply

Security Pin 1R4K91

ACPC Gujarat B. Pharma/D. Pharma Counselling
Date :

Registration OPEN View Instructions

Security Pin (case sensitive) Click Here to Apply

Security Pin 1R4K91

- You will see many details which are still incomplete.

Last Visit: NA Name: Patel Madhuri Jayantilal Login ID: 231190200010

Available Services

- View Registration Details
- Application Form
- Qualification Details
- Competitive Exam Details
- Contact Detail
- Upload Documents/Images
- Preview & Final Submit
- Pay Registration Fee

Verify Mobile No. & Email Id

- Mobile Number Verified
- Verify Your Email Id

Contact Us

info@acpcoloe.ac.in

Member Secretary Admission Committee for Professional Courses
Admission Building, Nr. Library, L. D. College of Engg.
Campus Ahmedabad- 380016 India.

Application Progress Status

Step	Status
Registration Form	Completed
Application Form	Incomplete
Qualification Details	Incomplete
Competitive Exam Details	Incomplete
Contact Detail	Incomplete
Upload Documents/Images	Incomplete
Final Submit	Incomplete
Pay Registration Fee	Incomplete

You have successfully Registered.
Please note down the Application Number for future references.
Application Number: 231190200010
Kindly, fill all the Forms to complete the Application Process.

Application Form

- Now **Click** on the **APPLICATION FORM** button (Left Side)



એડમિશન કમિટી ફોર પ્રોફેશનલ કોર્સીસ (ACPC), ગુજરાત
Admission Committee for Professional Courses
(ACPC), Gujarat



Available Services

- View Registration Details
- View/Edit Application Form
- Qualification Details**
- Competitive Exam Details
- Contact Detail
- Upload Documents/Images
- Preview & Final Submit
- Pay Registration Fee

Verify Mobile No. & Email Id

- Mobile Number Verified
- Verify Your Email Id

Contact Us

info@jacpcldce.ac.in

Qualification Details

Class 12th or Equivalent Marks Details

Passing Status: Passed
Month: March (03)
Year: 2023

Seat No/Roll No: 224785
Board: GUJARAT SECONDARY & HIGHER SECONDARY EDUCATION BOARD
Qualification Exam State: Gujarat
Qualification Exam District: AMRELI DISTRICT

SID No: 23V-514548
School/Institute Name: Sardar Patel School
School Index Number: 1.074

PREVIOUS SAVE & NEXT

Qualification Details

Class 12th or Equivalent Marks Details :

Passing Month: Select the **PASSING MONTH** from the available list.

Passing Year: Select the **PASSING YEAR** from the available list.

Seat NO: Enter the seat no (from board 12th Mark sheet)

Passing Board: Select the Passing Board Name from the available list.

SID No: Enter **SIDNO** from the board Mark sheet.

School index Number: Enter School Index Number of your school.

School/Institute Name: Enter the name of School.

- Click on **SAVE & NEXT** Button
- Now you will be redirected to the **Competitive Exam Details** page as shown below



એડમિશન કમિટી ફોર પ્રોફેશનલ કોર્સીસ (ACPC), ગુજરાત
Admission Committee for Professional Courses
(ACPC), Gujarat



GUJCET Examination Details:

- **GUJCET Roll No :** Enter your GUJCET Roll No
 - **GUJCET Application No:** Enter your GUJCET Application No.
 - **Name of Candidate as per GUJCET Exam:** Enter Your Name
- (Above Information will be available in GUJCET Hall Ticket)**

JEE (Main) Examination Details:

- **JEE(Main) Application No:** Enter your JEE(MAIN) Application No. (From the Hall Ticket)
- **Name of Candidate as per JEE (Main) Exam:** Enter Your NAME.

NEET UG Examination Details:

- **NEET Application No:** Enter your NEET Application No.
- **Name of Candidate as per NEET Exam:** Enter Your NAME.

Click on **SAVE & NEXT** and you will be redirected to the Document Upload page.



Upload Documents/images:

Available Services

- View Registration Details
- View/Edit Application Form
- View/Edit Qualification Details
- View/Edit Competitive Exam Details
- View/Edit Contact Detail
- Upload Documents/Images**
- Preview & Final Submit
- Pay Registration Fee

Verify Mobile No. & Email Id

- Mobile Number Verified
- Verify Your Email Id

Contact Us

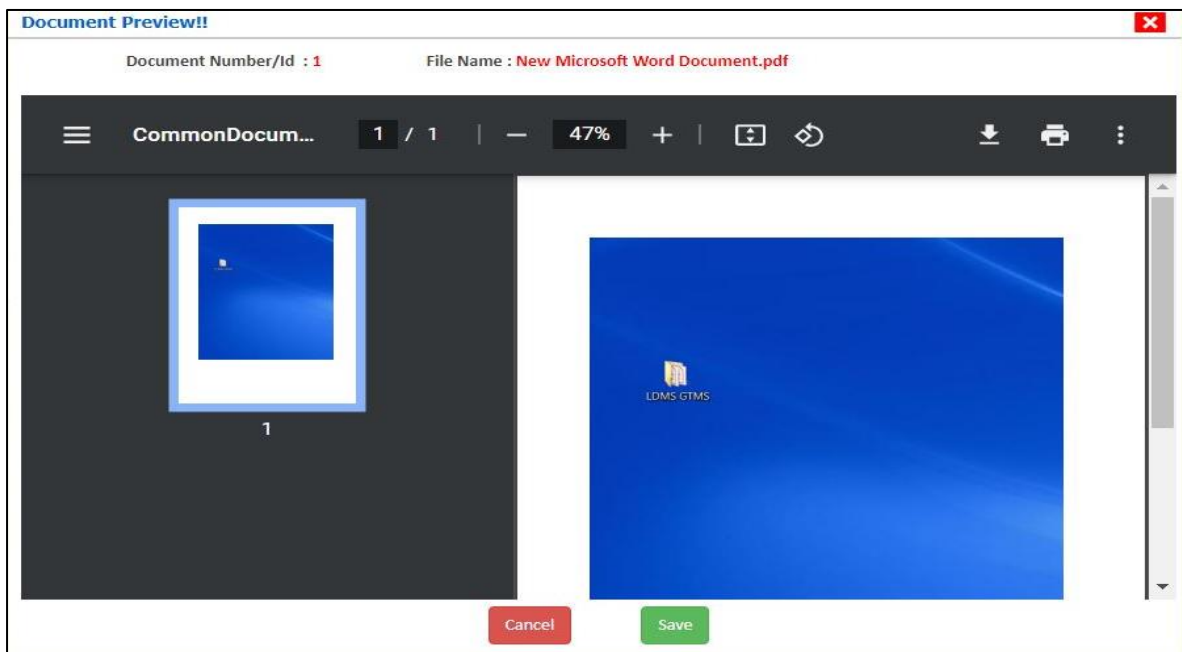
✉ info@jacpcldce.ac.in

📍 Member Secretary Admission Committee for Professional Courses Admission Building, Nr. Library, L. D. College of Engg. Campus, Ahmedabad-380015, Gujarat

Upload Documents/Images

S.No.	Required Document	Document Specifications	Document Number/Id	Upload	Action
1	Socially and Educationally Backward Classes (SEBC) Certificate	Document Format: PDF Min Size (KB): 50 Max Size (KB): 300	1	<input type="button" value="Choose File"/> No fi...osen	<input type="button" value="Preview & Upload"/>
2	Photograph	Document Format: JPG Min Size (KB): 10 Max Size (KB): 100	NA	<input type="button" value="Click Here For Large View"/>	<input type="button" value="Edit & Re-Upload"/>
3	Person with Disability (PWD) Certificate	Document Format: PDF Min Size (KB): 10 Max Size (KB): 200	Document Number/Id	<input type="button" value="Choose File"/> No fi...osen	<input type="button" value="Preview & Upload"/>
4	12th Marksheet/Certificate	Document Format: PDF Min Size (KB): 10 Max Size (KB): 200	Document Number/Id	<input type="button" value="Choose File"/> No fi...osen	<input type="button" value="Preview & Upload"/>




- To upload documents, write document no. in third column, Click on **Choose file** and upload scan copy to document/ Certificate in fourth column and click on **Preview & Upload** Button in fifth column.
- By clicking on **Preview & Upload** Button, following screen will be displayed.
- In this window you can see uploaded document, click on **SAVE** button.





- In this way you will have to upload every document shown in column one as follows.

1. Category (Caste) Certificate
2. PWD Certificate
3. HSC Mark sheet
4. Income Certificate
5. ESM Certificate
6. Free Ship Card Certificate
7. non creamy layer Certificate Parishisht -4 in Gujarati

Uploaded Documents			
S.No.	Document Type	Document Number	View
1	Socially and Educationally Backward Classes (SEBC) Certificate	1	 Click Here For Large View
2	Person with Disability (PWD) Certificate	1	 Click Here For Large View
3	12th Marksheet/Certificate	1	

- Finally Cross verify all the details and select on the Declaration option check-box and then Click on **SAVE FINALLY & NEXT** button.



એડમિશન કમિટી ફોર પ્રોફેશનલ કોર્સીસ (ACPC), ગુજરાત
Admission Committee for Professional Courses
(ACPC), Gujarat



Available Services

→ View Filled Form

→ Pay Registration Fee

Verify Mobile No. & Email Id

→ Mobile Number Verified

→ Verify Your Email Id

Contact Us

✉ info@jacpldce.ac.in

📍 Member Secretary Admission Committee for Professional Courses Admission Building, Nr. Liberty, D. College of Engg.

Application Forms	Status
Registration Form	Completed
Application Form	Completed
Qualification Details	Completed
Competitive Exam Details	Completed
Contact Detail	Completed
Upload Documents/Images	Completed
Final Submit	Completed
Pay Registration Fee	Incomplete

Please note down the Application Number for future references.

- Now you will be redirected to the **PAYMENT PAGE.**
- Click on **PAY REGISTRATION FEE** Button and pay the fees via CREDIT CARD/ DEBIT CARD/ NETBANKING or any UPI.
- Registration Process will be completed once the payment process of REGISTRATION FEE is completed.

Keep Application Number, User Id and Password secure for your further reference. These details are required many times during admission process.