

## Performance Comparison of Different HEPs

Name of HEP	Generation In MU	Target In MU	Generation Loss MU	PAFAM in %	NAPAF in % As specified by UERC	Net Export	Transformation loss in MWh	Aux Consumption +Transformation Loss in MWh	Forced Outage in Hrs	Remarks
Chibro	41.867	57.000	0.000	60.17	65.06	41333.748	423.000000	743.382300	4:15	
Khodri	21.206	25.000	0.000	58.02	57.23	10986.568	140.000000	270.698080	3:45	
Dhakrani	9.264	7.000	0.025	65.54	0.00	7110.892	45.000000	134.000000	1:45	
Dhalipur	13.338	15.000	0.040	65.34	0.00	13139.430	110.000000	136.303600	7:55	
Kulhal	9.015	9.000	0.100	65.60	65.00	8817.246	102.000000	134.820000	3:09	
Chilla	46.901	47.000	1.820	48.83	74.00	46282.004	536.000000	596.288000	19:44	
Pathri	7.381	10.000	1.293	0.00	0.00	7223.651	65.000000	158.611000	4:57	
Mohamadpur	3.383	3.000	0.146	0.00	0.00	3300.584	56.000000	82.681000	3:29	
Ranganga	21.754	20.000	0.000	16.69	0.00	21702.300	0.000000	54.543000	0:39	
Khatima	12.119	12.000	0.244	41.77	69.30	11939.870	65.000000	179.300000	3:00	
MB-I	30.984	46.000	0.000	85.87	0.00	30596.841	190.877000	329.785000	1:22	
MB-II	53.073	68.000	0.000	67.63	0.00	52422.098	296.000000	620.465000		
Galogi	0.470	0.400	0.000	0.00	0.00	469.600	0.000000	6.600000		
Vyasi	10.533	8.000	0.000	50.05	0.00	10389.995	37.800000	143.040130		

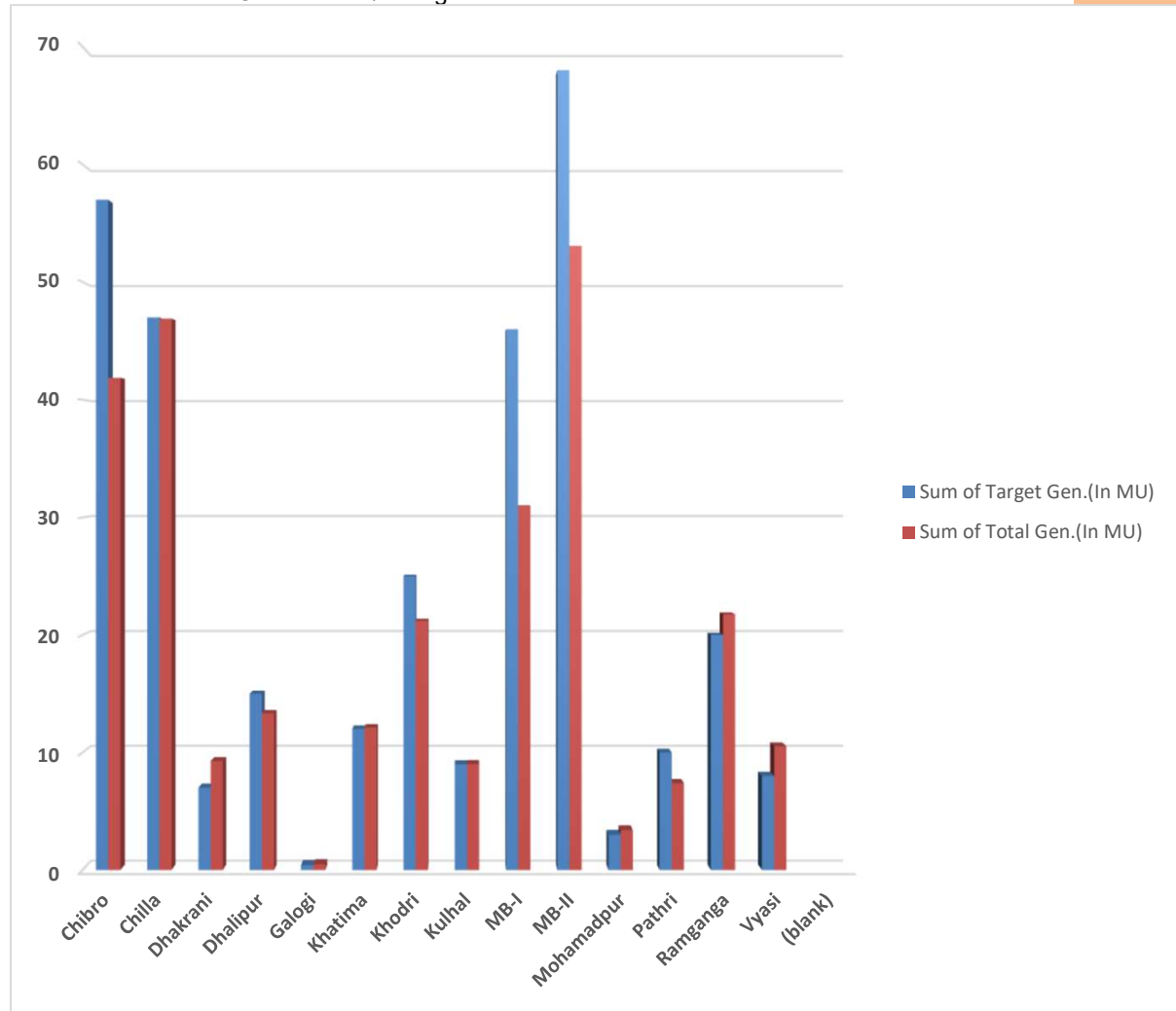
UJVN Limited

April 2026

Data		
Plant Name	Sum of Target Gen.(In MU)	Sum of Total Gen.(In MU)
Chibro	57	41.867606
Chilla	47	46.901985
Dhakrani	7	9.2649
Dhalipur	15	13.33884
Galogi	0.4	0.47094
Khatima	12	12.119
Khodri	25	21.20664
Kulhal	9	9.01566
MB-I	46	30.984745
MB-II	68	53.073
Mohamadpur	3	3.383042
Pathri	10	7.381835
Ramganga	20	21.754
Vyasi	8	10.533011
(blank)		
Grand Total	327.4	281.295204

MIS

Generation v/s Target

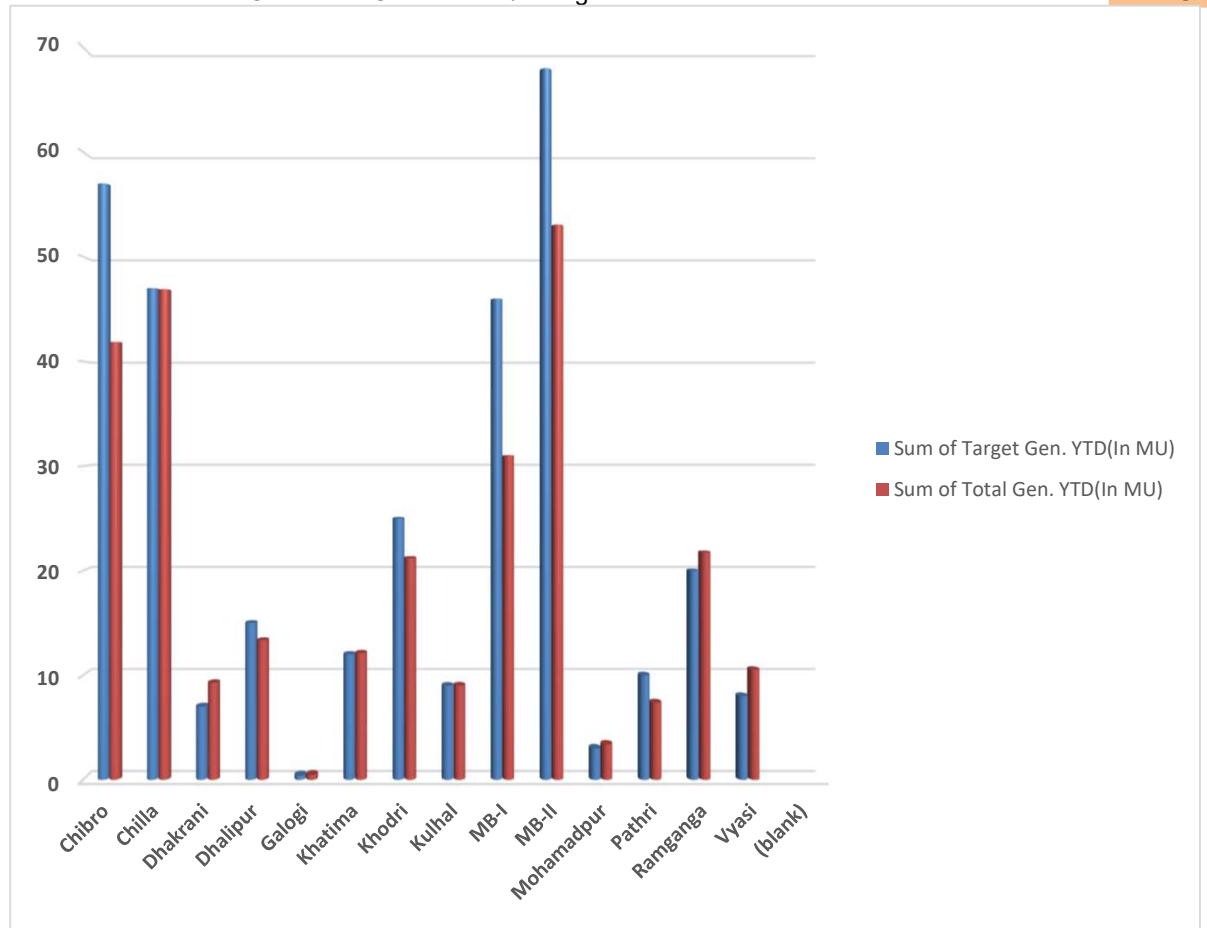




April 2026

Plant Name	Data	
	Sum of Target Gen. YTD(In MU)	Sum of Total Gen. YTD(In MU)
Chibro	57	41.867606
Chilla	47	46.901985
Dhakrani	7	9.2649
Dhalipur	15	13.33884
Galogi	0.4	0.47094
Khatima	12	12.119
Khodri	25	21.20664
Kulhal	9	9.01566
MB-I	46	30.984745
MB-II	68	53.073
Mohamadpur	3	3.383042
Pathri	10	7.381835
Ramganga	20	21.754
Vyasi	8	10.533011
(blank)		
Grand Total	327.4	281.295204

Generator Generation v/s Target



MIS

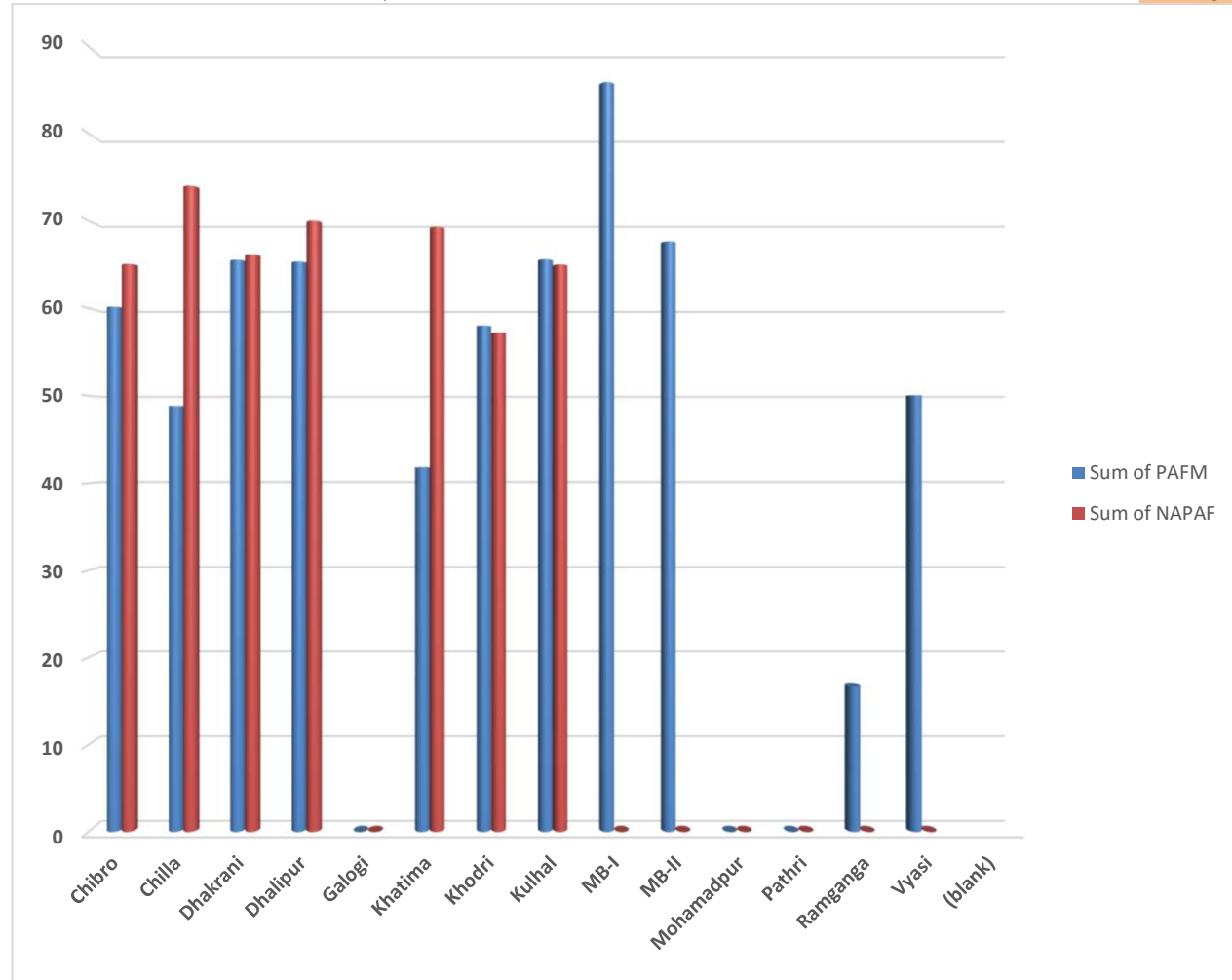
UJVN Limited

April 2026

Plant Name	Data	
	Sum of PAFM	Sum of NAPAF
Chibro	60.172	65.06
Chilla	48.83	74
Dhakrani	65.537	66.17
Dhalipur	65.339	70
Galogi	0	0
Khatima	41.767	69.3
Khodri	58.021	57.23
Kulhal	65.598	65
MB-I	85.872	0
MB-II	67.634	0
Mohamadpur	0	0
Pathri	0	0
Ramganga	16.694	0
Vyasi	50.05	0
(blank)		
<b>Grand Total</b>	<b>625.514</b>	<b>466.76</b>

PAFM v/s NAPAF

MIS



UJVN Limited