

Petition to

Hon'ble Uttarakhand Electricity Regulatory Commission

For

True Up of Tariff for FY 2024-25,  
Annual Performance Review for FY 2025-26

And

Annual Fixed Charges for FY 2026-27

For

Dhalipur Hydro Power Project  
(3x17 MW)

By

UJVN Ltd.

Dehradun

November – 2025



**UJVN Limited**  
(A Govt. of Uttarakhand Enterprise)

**TABLE OF CONTENTS**

S. No.	Particulars	Page No.
1	Specific Legal Provisions under which the Petition is being filed	1
2	Limitation	1
3	Facts of the case	1
<b>Chapter 1. True-up of tariff for the FY 2024-25, Annual Performance Review for the FY 2025-26 and Annual Fixed Charges for FY 2026-27</b>		<b>4</b>
1.1	Norms of Operation	4
1.2	Apportionment of Common Expenses	5
1.3	Capital Cost	6
1.4	Additional Capitalisation	7
1.5	Debt Equity Ratio	8
1.6	Return on Equity	8
1.7	Depreciation	10
1.8	Interest on Loan Capital	11
1.9	O&M Expenses	12
1.10	Interest on Working Capital	15
1.11	Non-Tariff Income	16
1.12	Design Energy	17
1.13	Annual Fixed Charges	18
1.14	Truing up of FY 2024-25	19
1.15	Net Impact of truing up for FY 2024-25	19
1.16	Income Tax	20
1.17	Water Tax, Cess & Royalty	21

<b>Chapter 2.</b>	<b>Status of Directives in Tariff Order Dated 11<sup>th</sup> April, 2025</b>	<b>23</b>
4	Cause of Action	28
5	Ground of Relief	28
6	Detail of Remedies Exhausted	28
7	Matter Not Previously Filed or Pending With any Court	29
8	Relief Sought	29
9	Interim Order, if any, prayed for	31
10	Details of Index	31
11	Particulars of Fee Remitted	31
12	List Of Enclosures	32
<b>Hydro Formats</b>		<b>34-63</b>
<b>LIST OF ANNEXURES</b>		
Annexure 1	Technical Report of Dhalipur HEP	64-67
Annexure 2	Recruitment Plan	68-71
Annexure 3	Note on Insurance Coverage	72
Annexure 4	State Bank India MCLR	73
Annexure 5	Impact of NGT Order on Design Energy	74-76
Annexure 6	The tentative calculation of the impact of water tax for FY 2026-27 on UJVN Limited	77
Annexure 7	Status of expenditures against all Investment Approvals accorded by the Commission	78-97



सत्यमेव जयते



IN-UK34070564099825X

INDIA NON JUDICIAL


Government of Uttarakhand

₹10

e-Stamp

Certificate No.	: IN-UK34070564099825X
Certificate Issued Date	: 24-Nov-2025 12:35 PM
Account Reference	: NONACC (SV)/ uk1346904/ DEHRADUN/ UK-DH
Unique Doc. Reference	: SUBIN-UKUK134690473818918524483X
Purchased by	: UJVN LTD
Description of Document	: Article 19 Certificate or other Document
Property Description	: NA
Consideration Price (Rs.)	: 0 (Zero)
First Party	: UJVN LTD
Second Party	: NA
Stamp Duty Paid By	: UJVN LTD
Stamp Duty Amount(Rs.)	: 10 (Ten only)

सत्यमेव जयते



ASHISH KUMAR GUPTA  
STAMP  
Dehradun  
2993737

Please write or type below this line

IN-UK34070564099825X

BEFORE THE HON'BLE UTTARAKHAND ELECTRICITY REGULATORY COMMISSION

In the matter of:

Filing of Petition for True up of FY 2024-25, Annual Performance Review (APR) for FY 2025-26 and Annual Fixed Charges (AFC) for FY 2026-27 for Dhalipur Hydro Power Station of UJVN Ltd. under section 62 and 86 of the Electricity Act, 2003 read with relevant regulations and Guidelines of the Hon'ble UERC.

*(Signature)*

Director (Operation)  
UJVN Ltd.  
"Ujjwal" Maharani Bagh,  
Dehradun

Statutory Alert:

1. The authenticity of this Stamp certificate should be verified at 'www.ihcilestamp.com' or using e-Stamp Mobile App of Stock Holding. Any discrepancy in the details on this Certificate and as available on the website / Mobile App renders it invalid.
2. The onus of checking the legitimacy is on the users of the certificate.
3. In case of any discrepancy please inform the Competent Authority.

(iii)



### Affidavit

I, Ajay Kumar Singh, S/o Late Dr. Ram Vijai Singh, aged 50 years, working as Director (Operations), UJVN Ltd., residing at T-11, Yamuna Colony, Dehradun, the deponent named above, do hereby solemnly affirm and state on oath as under: -

1. That the deponent, the petitioner in the matter, is the Director (Operations) of UJVN Ltd., Maharani Bagh, G.M.S. Road, Dehradun and is acquainted with the facts deposed below.
2. I, the deponent named above do hereby verify that the contents of the Paragraph No. 1 of the affidavit and those of the accompanied petition are true and correct to my personal knowledge and based on the perusal of official records, information received and the legal advice which I believe to be true and verify that no part of this affidavit is false and nothing material has been concealed.

I, NASIR ALI Advocate, Dehradun, do hereby declare that the person making this affidavit is known to me and I am satisfied that he is the same person alleging to be deponent.

  
(Deponent)  
Director (Operation)  
UJVN Ltd  
Ujwal, Maharani Bagh,  
Dehradun

  
(NASIR ALI)  
(Advocate)

Solemnly affirmed before me on this 26 day of Nov 2025 at 14:00 a.m./ p.m. by the deponent who has been identified by the aforesaid advocate.

I have satisfied myself by examining the deponent that he understood the contents of the affidavit, which has been read over and explained to him. He has also been explained about Section 193 of Indian Penal Code that whosoever intentionally gives false evidence in any of the proceedings of the Commission or fabricates evidence for purpose of being used in any of the proceedings shall be liable for punishment as per law.



  
RICHHA MITTAL, Advocate & Notary  
Dehradun (Uttarakhand) India

(Notary Public)

## 1. Specific Legal Provisions under which the Petition is being filed

UJVN Ltd. under Section 62 and 86 of the Electricity Act, 2003 read with Regulation 1(3), 11(1) and 12 of the Uttarakhand Electricity Regulatory Commission (Terms and Conditions for Determination of Multi Year Tariff) Regulations, 2021 and 2024 is filing this Tariff Petition before the Hon'ble Commission for True-Up of Tariff for the FY 2024-25, Annual Performance Review for FY 2025-26 and Annual Fixed Charges for FY 2026-27.

## 2. Limitation

Since an application for tariff determination by any generating company has to be filed before the Hon'ble Commission by 30<sup>th</sup> November of every year therefore, the present petition is not barred by limitation under Regulation 43(4) of Uttarakhand Electricity Regulatory Commission Conduct of Business Regulation 2014 and Regulation 12(2) of Uttarakhand Electricity Regulatory Commission (Terms and Conditions for Determination of Multi Year Tariff) Regulations, 2021 and 2024.

## 3. Facts of the case

- 3.1. The Petitioner, UJVN Ltd., is a company incorporated under the provisions of the Companies Act, 1956, having its registered office at UJJWAL, Maharani Bagh, GMS Road, Dehradun.
- 3.2. It is humbly submitted that the Government of India (GoI) vide order dated 05.11.2001 transferred all hydropower assets of Uttar Pradesh Jal Vidyut Nigam Limited (UPJVNL) located in the State of Uttarakhand to UJVNL with effect from 09.11.2001. In compliance to the aforementioned order of GoI, the administrative and financial control of all hydro power generation plants of UPJVNL in operation or under construction in Uttarakhand was taken over by UJVNL with effect from 09.11.2001.
- 3.3. Even though the administrative and financial control of all the generating

stations was transferred to UJVNL on 09.11.2001, the Transfer Scheme for transfer of balances of assets and liabilities though agreed in general by UJVNL and UPJVNL has not finalized.

3.4. Government of Uttarakhand (GoU) notified the provisional transfer scheme vide its notification no. 70/AS (E)/I/2008-04 (3)/22/08 dated 07.03.2008.

3.5. The Hon'ble Uttarakhand Electricity Regulatory Commission issued the following tariff regulations for hydro generating stations in the State of Uttarakhand, applicable for plants of capacity more than 25 MW:

Uttarakhand Electricity Regulatory Commission (Terms and Conditions for Determination of Hydro Generation Tariff) Regulations, 2004	Applicable from 01.04.2004 to 31.03.2013
Uttarakhand Electricity Regulatory Commission (Terms and Conditions for Determination of Tariff) Regulations, 2011	Applicable from 01.04.2013 to 31.03.2016
Uttarakhand Electricity Regulatory Commission (Terms and Conditions for Determination of Multi Year Tariff) Regulations, 2015	Applicable from 01.04.2016 to 31.03.2019
Uttarakhand Electricity Regulatory Commission (Terms and Conditions for Determination of Multi Year Tariff) Regulations, 2018	Applicable from 01.04.2019 to 31.03.2022
Uttarakhand Electricity Regulatory Commission (Terms and Conditions for Determination of Multi Year Tariff) Regulations, 2021	Applicable from 01.04.2022 to 31.03.2025
Uttarakhand Electricity Regulatory Commission (Terms and Conditions for Determination of Multi Year Tariff) Regulations, 2024	Applicable from 01.04.2025 to 31.03.2028

3.6. It is submitted that in development of these petitions, UJVNL has been guided by prin11.04.2025 toe inherent in the Tariff Orders of the Commission dated 12.07.06, 14.03.07, 18.03.08, 21.10.09, 05.04.10, 10.05.11, 04.04.2012, 06.05.2013, 03.09.2013, 10.04.2014, 11.04.15 05.04.2016, 29.03.2017,

21.03.2018, 27.02.2019, 18.04.2020, 26.04.2021, 31.03.2022, 30.03.2023, 28.03.2024 & 11.04.2025 to the extent the same are acceptable to the Petitioner.



Director (Operation)  
UJVN Ltd.  
"Ujjwal", Maharani Bagh,  
Dehradun



## Chapter 1. True-Up of tariff for the FY 2024-25, Annual Performance Review for FY 2025-26 and Annual Fixed Charges for the FY 2026-27

It is respectfully submitted that based on applicable Regulations of the Hon'ble Uttarakhand Electricity Regulatory Commission, the Petitioner is filing the instant petition for True-Up of tariff for the FY 2024-25, Annual Performance Review for FY 2025-26 and Annual Fixed Charges for the FY 2026-27.

### 1.1 Norms of Operation

The norms specified by the Hon'ble Commission as applicable for the Dhalipur power station are as follows:

#### (i) Normative Plant Availability Factor (NAPAF):

The NAPAF for the station has been approved as 61.07% for FY 2024-25 and 70% for FY 2025-26 & FY 2026-27 in the tariff orders dated 28.03.2024 & 11.04.2025 passed by the Hon'ble Commission. The Power Station has achieved PAF of 74.32% for FY 2024-25. The power station is likely to achieve PAF of 73.09 % & 70.33% in FY 2025-26 & 2026-27 respectively.

#### (ii) Auxiliary Energy Consumption including Transformation Losses:

The Hon'ble Commission under Regulation 47(4) of Tariff Regulations 2021 and 2024-25 has specified the norms of Auxiliary Consumption. The Petitioner has claimed auxiliary consumption, transformation losses, consumption in Dam/ Barrages etc as per Table 1 below at the normative levels specified under Regulation 47(4):

**Table 1: Auxiliary Consumption and Transformation Losses**

Station Particulars	Norm
Type of Station	
a) Surface	Yes
b) Underground	No
Type of excitation	
a) Rotating exciters on generator	Pre RMU
b) Static excitation	Post RMU
<b>Auxiliary Consumption including Transformation losses (As % of Total Generation) for FY 2024-25</b>	<b>0.7%</b>

Director (Operation)  
UJVN Ltd.  
"Ujjwal", Maharani Bagh,  
Dehradun

Station Particulars	Norm
<i>Auxiliary Consumption including Transformation losses (As % of Total Generation) for FY 2025-26 &amp; 2026-27</i>	<b>1.2%</b>

(iii) Annual Report on Technical Performance of Dhalipur HEP is annexed here and marked as **Annexure -1**.

## 1.2 Apportionment of Common Expenses

The Petitioner in the present petition has adopted methodology of apportionment of common expense for FY 2024-25 in the ratio of 86:14 among 11 LHPs (9 old LHPs, MB-II and Vyasi) and SHPs respectively as directed by the Hon'ble Commission in its Tariff Order dated 28.03.2024. UJVNL has separated the direct expenses on Solar Business for FY 2024-25 and has not claimed the same from the tariff of LHPs.

Here it is pertinent to mention that the petitioner in compliance to the directive issued in Tariff order dated 30.03.2023 in its tariff petitions filed in Nov 2023, submitted proposal before the Hon'ble Commission to approve the apportionment of common expenses in ratio of 95:05 in accordance with the MW capacity of LHPs and SHPs for FY 2022-23. The proposal was not considered by the Hon'ble Commission in its Tariff order dated 28.03.2024. UJVNL filed review petition in the matter which was denied by the Hon'ble Commission vide its order dated 10.10.2024. Further, the petitioner had filed an Appeal before the Hon'ble APTEL in the matter.

Further, expenses incurred by such common units serving more than one station have been allocated as detailed below: -

- **Head Office/ CSPPO:** The 86% of the common expenses have been allocated among 9 LHPs, MB-II and Vyasi in a proportion of respective MW Capacity, and remaining 14% to SHPs
- **DDD Dakpathar:** The common expenses have been allocated between Chibro, Khodri, Dhakrani, Dhalipur and Kulhal in the ratio of their respective installed capacity.
- **Civil Dhalipur:** The common expenses have been allocated on Chibro, Khodri, Dhakrani, Dhalipur and Kulhal LHPs in the ratio of

their installed capacity.

- **Civil Mayapur:** The common expenses have been allocated on Chilla, Ramganga and Pathri & Mohammadpur SHPs in the ratio of their installed capacity.
- **MB-I & II Civil:** The common expenses have been allocated on MB-I and MB-II HEP in the ratio of their installed capacity.

### 1.3 Capital Cost

1.3.1 Petitioner has already informed along with detailed explanation to the Hon'ble Commission in the previous tariff petitions that there has been limited transfer of historical data from UPJVNL to UJVNL. Despite the Petitioner's repeated follow-up, complete technical details are yet to be received. Certain essential documents such as the Detailed Project Reports, CEA clearances and Project Completion Reports have also not been provided. UJVNL is therefore not in a position to provide details regarding the break-up of original cost of fixed assets and those approved by a competent authority on COD.

1.3.2 Transfer Scheme between UPJVNL & UJVNL is still not finalized. This matter has also been apprised to GoU from time to time. GoU had notified the value of Gross Fixed Assets (GFA) for the purpose of RoE provisionally by notification dated 07.03.2008. Further, the Hon'ble Commission has considered the amount of Rs. 2.21 Crore for additional capitalization on the date of commissioning of MB-I HEP. The value of the GFA for nine large hydro projects (LHPs), notified by the GoU and considered by the Hon'ble Commission in its Tariff Order dated April 4, 2012 is tabulated below:

**Table 2: Opening GFA as on January 2000 (Rs. Crore)**

Plant	Amount (Rs. Crore)
Dhakrani	12.40
Dhalipur	20.37
Chibro	87.89



Khodri	73.97
Kulhal	17.51
Ramganga	50.02
Chilla	124.89
Maneri Bhali-I	111.93
Khatima	7.19
<b>Total</b>	<b>506.17</b>

1.3.3 Accordingly, the value of opening GFA, as on January 2000, transferred to UJVNL for Dhalipur Power House amounting to Rs. 20.37 Crore may be considered by Hon'ble Commission till the pending finalization and notification of the Transfer Scheme.

## 1.4 Additional Capitalisation and De-Capitalization

1.4.1 The actual and the revised projections of the additional capitalisation (including apportionment of common units) for the true-up year, current year and for ensuing year are as detailed below

**Table 3: Additional Capitalisation for FY 2024-25, FY 2025-26 and FY 2026-27 .**

Particulars	(In Rs. Crore)					
	FY 2024-25 (Approved)	FY 2024-25 (Actual)	FY 2025-26 (Approved)	FY 2025-26 (RE)	FY 2026-27 (Approved)	FY 2026-27 (Projected)
a) Land	-	-	-	-	-	2.60
b) Building	-	0.35	-	0.10	-	2.54
c) Major Civil Works	-	30.07	-	1.08	-	9.55
d) Plant & Machinery	-	7.26	-	26.55	-	30.45
e) Vehicles	-	0.01	-	-	-	-
f) Furniture and Fixtures	-	0.02	-	0.01	-	-
g) Office Equipment & Others	-	0.01	-	0.01	-	-
h) IT Equipments	-	0.03	-	0.01	-	-
<b>Total Capitalisation</b>	<b>9.83</b>	<b>37.75</b>	<b>37.45</b>	<b>27.76</b>	<b>-</b>	<b>45.15</b>

1.4.2 The additional capitalization as given in the above table also includes the capital expenditure incurred/to be incurred on RMU/DRIP.

1.4.3 It is pertinent to note here that to ensure efficiency, safety and continuous operation of the plant, the additional capitalization was required to be incurred. It is also to be noted that the actual additional capital expenditure incurred for FY 2024-25 was in accordance with Regulation 22 (2) of the UERC



(Terms and Conditions of determination of Tariff) Regulations, 2021.

1.4.4 Apart from above capitalization the petitioner has de-capitalized Rs. 1.62 Cr in common unit i.e. Head office Unit in FY 2024-25, the impact of this de-capitalization is apportioned into all 11 LHPs as per the apportioned methodology approved by the Hon'ble Commission.

1.4.5 Therefore, it is respectfully prayed that the Additional Capitalisation and De-Capitalization as proposed above may kindly be allowed by the Hon'ble Commission.

## 1.5 Debt Equity Ratio

1.5.1 In accordance with the Regulation 24 of Tariff Regulations 2021 & 2024 and Tariff Orders passed by the Hon'ble Commission, normative debt-equity ratio of 70:30 has been considered for True-up of FY 2024-25 and for projections of FY 2025-26 & 2026-27 except DRIP Works for which debt-equity ratio of 80:20 has been considered. This normative debt-equity ratio has been considered on GFA as of January 2000 (transferred assets) and additional capitalisation incurred till respective financial year.

## 1.6 Return on Equity

1.6.1 Regulation 26 of the UERC Tariff Regulations 2021 stipulate the following-

*"26. Return on Equity*

*(1) Return on equity shall be computed on the equity base determined in accordance with Regulation 24.*

*Provided that, Return on Equity shall be allowed on amount of allowed equity capital for the assets put to use at the commencement of each financial year.*

*Provided further that, if the generating stations/licenses are able to demonstrate the actual date of asset being put to use and capitalized in its accounts of each assets for the purposes of business carried on by it through documentary evidence, including but not limited to 'asset put to use certificate', 'audited accounts etc.', then in such cases, after due satisfaction of the Commission, the RoE shall be allowed on pro-rata basis after*

*considering additional capitalization done during the year out of the equity capital.*

*(2) Return on equity shall be computed on at the base rate of 15.5% for thermal generating stations, Transmission Licensee, SLDC and run of the river hydro generating station and at the base rate of 16.50% for the storage type hydro generating stations and run of river generating station with pondage and distribution Licensee on a post-tax basis."*

*Provided that return of equity in respect of additional capitalization after cut-off date beyond the original scope excluding additional capitalization due to Change in Law, shall be computed at the weighted average rate of interest on actual loan portfolio of the distribution company or the generating station or the transmission system;*

- 1.6.2 However, proviso to the Tariff Regulation 26 of the UERC Regulations 2024 regarding equity in respect of additional capitalization stipulates that-

*Provided that return of equity in respect of additional capitalization after 01.04.2025 beyond the original scope of work excluding additional capitalization due to Change in Law, shall be computed at the base rate of one-year marginal cost of lending rate(MCLR) of State Bank of India plus 350 basis point as on 1<sup>st</sup> April of the year, subject to the ceiling of 14%;*

- 1.6.3 It is respectfully submitted that petitioner has computed return on equity on opening equity for each financial year as considered by the Hon'ble Commission in its earlier tariff orders. However, Petitioner very humbly request the Hon'ble Commission to allow return of equity on actual additional capitalization made during FY 2024-25 in true up

- 1.6.4 Here it is pertinent to mention that the Hon'ble commission in its Tariff order dated 28.03.2024 for True up of FY 2022-23 approved RoE at weighted average rate of interest (WAROI) on additional capitalization (excluding DRIP& RMU) works incurred from FY 2001-02 till FY 2021-22. The petitioner filed a review petition against tariff order dated 28.03.2024 before the Hon'ble Commission for allowing RoE at normal rate i.e., 16.5% for additional capitalization incurred till FY 2021-22 i.e. period prior to the enforcement of Tariff Regulation, 2021 which was

denied by the Hon'ble Commission vide its review order dated 10.10.2024. Further, the petitioner had filed an Appeal before the Hon'ble APTEL in the matter.

- 1.6.5 The actual Return on Equity for FY 2024-25 based on audited accounts and the revised/proposed estimates for FY 2025-26 and FY 2026-27 are in accordance with the applicable regulations given below:

**Table 4: Calculation of RoE for FY 2024-25, FY 2025-26 and FY 2026-27**

(In Rs. Crore)

Particulars	FY 2024-25 (Approved)	FY 2024-25 (Claimed)	FY 2025-26 (Approved)	FY 2025-26 (RE)	FY 2026-27 (Approved)	FY 2026-27 (Projected)
Equity	-	63.02	-	74.28	-	82.61
Rate of return	-	15.50%	-	15.50%	-	15.48%
Return on Equity	8.83	9.77	10.07	11.51	11.63	12.79

- 1.6.6 It is respectfully prayed that the Hon'ble Commission may kindly consider and allow the Return on Equity as proposed in the above table.

## 1.7 Depreciation

- 1.7.1 It is submitted that the depreciation on Additional Capitalisation from FY 2001-02 onwards has been computed based on the rates specified under the UERC's Tariff Regulations 2004, 2011, 2015, 2018, 2021 & 2024 as applicable for relevant year(s).
- 1.7.2 No Depreciation has been claimed on opening GFA as of January 2000, since 90% depreciation has already been recovered.
- 1.7.3 The Depreciation for FY 2024-25, FY 2025-26 and FY 2026-27 has been computed considering actual and proposed additional capitalization in accordance with the applicable provisions and the rates provided under Appendix II of Tariff Regulations, 2021 and 2024. The asset class wise rates considered as per the said Regulations are as given in the table below:



**Table 5: Rates of Depreciation as per Appendix II of UERC Tariff Regulations, 2021 & 2024**

Particulars	Depreciation Rates
Land	0.00%
Building	3.34%
Major Civil Works	5.28%
Plant & Machinery	5.28%
Vehicles	9.50%
Furniture and Fixtures	6.33%
Office Equipment & Others	6.33%
IT Equipments	15.00%

**Table 6: Depreciation for FY 2024-25, FY 2025-26 and FY 2026-27**

Year	(In Rs. Crore)					
	FY 2024-25 (Approved)	FY 2024-25 (Claimed)	FY 2025-26 (Approved)	FY 2025-26 (RE)	FY 2026-27 (Approved)	FY 2026-27 (Projected)
Opening GFA	224.79	224.80	234.62	262.50	252.62	290.26
Additional Capitalisation	9.83	37.75	37.45	27.76	-	45.15
Depreciation	8.95	10.74	9.49	12.67	11.13	13.99

1.7.4 It is respectfully prayed that the Hon'ble Commission may kindly consider and allow the depreciation as proposed in the above Table.

## 1.8 Interest on Loan Capital

1.8.1 It is respectfully submitted that in accordance with the earlier tariff orders of the Hon'ble Commission, for the purpose of calculation of interest on loan, normative debt has been considered as 70% of additional capitalisation only. Whereas, for DRIP works normative debt has been considered as 80%.

1.8.2 Rate of Interest for normative loan is assumed to be same as weighted average rate of outstanding Loans availed from financial institutions for RMU of the project.

1.8.3 Accordingly, the interest on loan has been calculated as under:-

  
Director (Operation)  
UJVN Ltd.  
"Ujwal", Maharani Bagh,  
Dehradun



Table 7: Interest on Loan for FY 2024-25, FY 2025-26 and FY 2026-27

(In Rs. Crore)						
Particulars	FY 2024-25 (Approved)	FY 2024-25 (Claimed)	FY 2025-26 (Approved)	FY 2025-26 (RE)	FY 2026-27 (Approved)	FY 2026-27 (Projected)
Opening Balance		128.51		144.25		151.01
Addition	-	26.48	-	19.43	-	31.60
Repayment	-	10.74	-	12.67	-	13.99
Closing Balance	-	144.25	-	151.01	-	168.62
Average Loan	-	136.38	-	147.63	-	159.82
Rate of Interest	-	9.48%	-	9.05%	-	9.05%
Interest on Loan	8.21	12.92	9.87	13.36	11.15	13.03

1.8.4 It is respectfully prayed that the Hon'ble Commission may kindly consider and allow the Interest on Loan as proposed in the above table.

## 1.9 Operation and Maintenance (O&M) expenses

1.9.1 In accordance with the Regulation 30 (1) of Regulations, 2021 regarding Operation and Maintenance (O&M) expenses

*"Operation and Maintenance or O&M expenses" shall comprise of expenses incurred on manpower, repair & maintenance (R&M) and administrative and general expenses, including insurance expenses."*

1.9.2 O & M expenses for the FY 2024-25 have been considered as per the audited accounts. A copy of the audited Balance sheet for FY 2024-25 along with provisional segregated Annual Accounts for each of 11 LHPs & SHP for the FY 2024-25 is placed at **Appendix-1**.

1.9.3 The O&M Expenses for 2026-27 have been projected in accordance with the Regulation 48 (2d) of UERC Regulations, 2024.

1.9.4 The average CP Inflation and WP Inflation used for the escalation of Employee Cost and R&M, A&G cost respectively is as follows:

  
 Director (Operation)  
 UJVN Ltd.  
 "Ujjwal", Maharani Bagh,  
 Dehradun

**Table 8: CPI and WPI Inflation FY 2024-25, FY 2025-26 and FY 2026-27**

Year	FY 2024-25 (Approved)	FY 2024-25 (Actual)	FY 2025-26 (Approved)	FY 2025-26 (RE)	FY 2026-27 (Approved)	FY 2026-27 (Projected)
CPI Inflation	5.40%	5.46%	4.84%	4.87%	4.84%	4.87%
WPI Inflation	7.90%	7.23%	3.65%	3.65%	3.65%	3.65%

1.9.5 The K factor approved by the Hon'ble Commission in previous tariff order has been considered for projection of R&M expenses of FY 2025-26 & FY 2026-27.

1.9.6 The Growth Factor (Gn) has been approved by the Hon'ble Commission in the Tariff Order dated 28.03.2024 & 11.04.2025 for FY 2024-25 to FY 2026-27. For the projections of Employee Cost for FY 2025-26 and FY 2026-27 the petitioner has taken Growth Factor on the basis of tentative recruitment which is under process and considering upcoming retirement of employees of the company. The recruitment plan of the petitioner has been annexed here as **Annexure 2**. The Growth Factor approved by this Hon'ble Commission and considered in the petition is tabulated below:

**Table 9: Growth Factor (Gn) for FY 2024-25, FY 2025-26 and FY 2026-27**

Particular	FY 2024-25 (Approved)	FY 2024-25 (Claimed)	FY 2025-26 (Approved)	FY 2025-26 (RE)	FY 2026-27 (Approved)	FY 2026-27 (Projected)
Growth Factor	0.00%	0.00%	3.61%	2.40%	0.78%	1.58%

1.9.7 In accordance with Regulation 14 of UERC Tariff Regulations 2021, the sharing of gains and losses on account of controllable factors for the financial year FY 2024-25 is to be done as follows:

"

*(1) The approved aggregate gain and loss to the Applicant on account of controllable factors shall be dealt with in the following manner:*

*a) 1/3rd of such gain or loss shall be passed on as a rebate or allowed to be recovered in tariffs over such period as may be specified in the Order of the Commission;*

b) The balance amount of such gain or loss may be utilized or absorbed by the Applicant. "

1.9.8 The O&M expenses approved by the Hon'ble Commission, Actual & Claimed expenses (after sharing of loss/gain) for FY 2024-25, Revised Estimates for FY 2025-26 and Projections for FY 2026-27 are as under:

**Table 10: O&M Expenses for FY 2024-25, FY 2025-26 and FY 2026-27**

Particulars	(In Rs. Crore)						
	FY 2024-25 (Approved)	FY 2024-25 (Actual)	FY 2024-25 (Claimed) After Sharing of Loss/Gain	FY 2025-26 (Approved)	FY 2025-26 (RE)	FY 2026-27 (Approved)	FY 2026-27 (Projected)
Employee Cost	13.82	12.21	12.21	13.23	13.12	13.98	13.98
R&M Cost	6.34	5.67	6.12	5.40	5.44	6.17	6.02
A&G Cost	2.61	3.01	2.74	3.08	3.87	3.17	4.01
Total O&M Expenses	22.77	20.90	21.07	21.70	22.43	23.33	24.00

1.9.9 The Hon'ble Commission in MYT order dated 11.04.2025 and previous tariff orders has allowed the Employee Cost, insurance expenses, ERP expenses, Petition filing fees, security expenses on actual basis. Therefore, it is humbly prayed that these expenses may kindly be allowed on actual basis for true up of FY 2024-25.

1.9.10 Regarding Insurance coverage of 11 LHPs of UJVNL it is to submit that RIV of UJVNL hydro plants is low in comparison to current market RIV ranging from 10-12 Cr./MW. To minimise the impact of under-insurance deductible and to increase the AOG limit, RIV of plants may be increased. Insurance expenses are allowed on actual basis by the Hon'ble Commission. Increase in RIV may result increase in tariff. Therefore, to minimize the tariff impact, it is proposed to adopt a five-year plan to gradually align the sum insured with the prevailing market benchmark by the FY 2030-31. A brief note in this regard is enclosed at **Annexure-3** for kind consideration of the Hon'ble Commission

1.9.11 It is respectfully prayed that the Hon'ble Commission may kindly consider and allow the Operation and Maintenance Expenses as proposed in Table 10 above



## 1.10 Interest on Working Capital

1.10.1 In accordance with the norms established under Regulation 33 (1) (b) of UERC Tariff Regulations 2021, the components of working capital are as follows:

- *Operation & Maintenance expense for one month;*
- *Maintenance spares @15% of operation and maintenance expenses;*  
*and*
- *Receivables equivalent to two months of the annual fixed charge.*

1.10.2 Further, in accordance with the Regulation 33(1) of UERC Tariff Regulations 2021, which provides the norms for the calculation of rate of interest on working capital for the Hydro Generating Stations, the computation shall be on the basis of following factors:

*"Rate of interest on working capital shall be on normative basis and shall be equal to the weighted average of 'one year Marginal Cost of Funds based Lending Rate (MCLR)' as declared by State Bank of India from time to time for the financial year in which the application for determination of tariff is made plus 350 basis points."*

1.10.3 In accordance with the Regulation 33(1) of UERC Tariff Regulations 2024, which provides the norms for the calculation of rate of interest on working capital for the Hydro Generating Stations, the computation shall be on the basis of following factors:

*"Rate of interest on working capital shall be on normative basis and shall be equal to the weighted average of 'one year Marginal Cost of Funds based Lending Rate (MCLR)' as declared by State Bank of India from time to time for the financial year in which the application for determination of tariff is made plus 350 basis points."*

*Provided that in case of Truing up, the rate of interest on working capital shall equal to the weighted average of 'one year Marginal Cost of Funds based*



*Lending Rate (MCLR)' as declared State Bank of India from time to time for the financial year in which the truing up is carried out plus 350 basis points."*

- 1.10.4 In accordance with the aforementioned regulation, the rate of Interest on Working Capital is considered as per State Bank MCLR as applicable on date of filing of petition for Tariff determination. The copy of the Historical MCLR is placed at Annexure-4.

**Table 11: Interest on Working Capital for FY 2024-25, FY 2025-26 and FY 2026-27**

Particulars	(In Rs. Crore)					
	FY 2024-25 (Approved)	FY 2024-25 (Claimed)	FY 2025-26 (Approved)	FY 2025-26 (RE)	FY 2026-27 (Approved)	FY 2026-27 (Projected)
O & M expenses - 1 month	1.9	1.74	1.81	1.87	1.88	2.00
Spares (15% of O&M Expenses)	3.42	3.13	3.26	3.36	3.39	3.60
Receivables- 2 months	8.24	9.34	8.66	10.32	6.87	10.98
Total Working Capital	13.55	14.22	13.72	15.55	12.14	16.58
Interest Rate (MCLR+3.5%)	11.30%	12.07%	12.07%	12.38%	12.07%	12.39%
Normative Interest on Working Capital	1.53	1.72	1.66	1.93	1.83	2.05

- 1.10.5 It is respectfully prayed that the Hon'ble Commission may kindly consider and allow the Interest on Working Capital as proposed in the above table.

## 1.11 Non-Tariff Income

- 1.11.1. In accordance with the Regulation 46 of UERC Tariff Regulations 2021 and 2024, the Non-Tariff Income for any Generating Station is to be considered as:

*"The amount of non-tariff income relating to the Generation Business as approved by the Commission shall be deducted from the Annual Fixed Charges in determining the Net Annual Fixed Charges of the Generation Company.*

*Provided that the Generation Company shall submit full details of its forecast of nontariff income to the Commission in such form as may be stipulated by the Commission from time to time."*

- 1.11.2. The Non-Tariff income for the FY 2024-25 as claimed for true up of tariff is

based on audited accounts.

- 1.11.3. The Non-Tariff income for the FY 2024-25 has been claimed in accordance to the following exception provided in the Regulation 46 of UERC Tariff Regulations, 2021–

*“...Provided that the interest earned from investments made out of Return on Equity corresponding to the regulated business of the Generating Company shall not be included in Non-Tariff Income.”*

- 1.11.4. The Non-Tariff income for FY 2025-26 and FY 2026-27 have been considered as approved by the Hon’ble Commission in Tariff Order dated 11.04.2025.
- 1.11.5. The non-tariff income earned by the Petitioner has been deducted from the Annual Fixed Charges to arrive at net Annual Fixed Charges.

**Table 12: Non-Tariff Income for FY 2024-25, FY 2025-26 and FY 2026-27**

Particulars	(In Rs. Crore)					
	FY 2024-25 (Approved)	FY 2024-25 (Claimed)	FY 2025-26 (Approved)	FY 2025-26 (RE)	FY 2026-27 (Approved)	FY 2026-27 (Projected)
Non-Tariff Income	0.85	0.87	0.86	0.86	0.86	0.86

## 1.12 Design Energy

- 1.12.1 It is respectfully submitted that the Hon’ble Commission in its earlier orders had approved the Revised Design Energy and Saleable Energy of 182.76 MU and 181.48 MU respectively for FY 2024-25 and post RMU Revised Design Energy and Saleable Energy of 223.60 MU and 220.92 MU respectively for FY 2025-26 & 2026-27 for the Dhalipur HEP. The Petitioner has considered the approved Design Energy and Saleable Energy in this petition.

- 1.12.2 It is to submit that the Hon’ble Commission has provisionally approved downward revision of Design Energy for the sole purpose of recovery of energy charges and has not considered the downward revision of Original Design Energy. The secondary energy benefits are allowed to the petitioner

only if the generation exceeds the Original Design Energy. No Energy Charges are allowed to the petitioner for generation in between Revised Design Energy and Original Energy. As the NGT/NMGC orders have come in force recently and the maintenance of minimum discharge in river was not envisaged while deriving Original Design Energy of Old LHPs. Non downward revision of Original Design Energy is adversely impacting the benefits of Secondary Energy to the petitioner. It is therefore humbly requested that the Original Design Energy of the Power Station may also be downgraded to tune of downward revision in Design Energy already considered by the Hon'ble Commission.

1.12.3 The actual impact of NGT/NMGC order for FY 2024-25 and FY 2025-26 is enclosed at Annexure- 5. The actual impact may kindly be considered for true of FY 2024-25.

### 1.13 Annual Fixed Charges

1.13.1 The Annual Fixed Charges (AFC) for FY 2024-25 considered for True up of tariff based on Audited Accounts and the Revised Estimates of AFC for the FY 2025-26 and FY 2026-27 for Dhalipur power plant are detailed below:

**Table 13: Annual Fixed Charges for FY 2024-25, FY 2025-26 and FY 2026-27**

(In Rs. Crore)						
Particulars	FY 2024-25 (Approved)	FY 2024-25 (Claimed)	FY 2025-26 (Approved)	FY 2025-26 (RE)	FY 2026-27 (Approved)	FY 2026-27 (Projected)
Depreciation	8.95	10.74	9.49	12.67	11.13	13.99
Interest on Loan	8.21	12.92	9.87	13.36	11.15	13.03
Interest on Working Capital	1.53	1.72	1.66	1.93	1.83	2.05
O&M Exp(after Sharing loss/gain)	22.77	21.07	21.7	22.43	23.33	24.00
ROE	8.83	9.77	10.07	11.51	11.63	12.79
Gross AFC	50.29	56.23	52.79	61.89	59.07	65.87
Less Non tariff Income	0.85	0.87	0.86	0.86	0.86	0.86
Total AFC	49.44	55.36	51.93	61.03	58.21	65.01

1.13.2 It is respectfully prayed that the Hon'ble Commission may kindly consider and allow the aforesaid Annual Fixed Charges which have been computed in accordance with the UERC Tariff Regulations, 2021 and 2024.



## 1.14 Truing up of FY 2024-25

1.14.1 Gap/(surplus) between Approved and claimed AFC for truing up of financial year 2024-25 are provided in the table given below:

**Table 14: Approved & Actual Annual Fixed Charges for FY 2024-25**

(In Rs. Crore)		
Particulars	FY 2024-25 (Approved)	FY 2024-25 (Claimed)
Depreciation	8.95	10.74
Interest on Loan	8.21	12.92
Interest on Working Capital	1.53	1.72
O&M Exp(after Sharing loss/gain)	22.77	21.07
ROE	8.83	9.77
<b>Gross AFC</b>	<b>50.29</b>	<b>56.23</b>
Less Non tariff Income	0.85	0.87
<b>Net AFC</b>	<b>49.44</b>	<b>55.36</b>
<b>AFC Gap/(Surplus)</b>		<b>5.92</b>

1.14.2 It is respectfully submitted that the net truing up amount on the basis of allowable and actual recovery from the beneficiary after sharing gain/loss have been calculated is given in the table here below:

**Table 15: Net Truing Up for FY 2024-25**

Summary of net truing up for FY 2024-25 for UPCL & HPSEB																		
Beneficiary/Particulars	AFC to be recovered (Rs Crore)	Capacity Charges (Rs Crore)	NAPAF (%)	Actual PAFY (%)	Capacity charges allowable (Rs Crore)	Capacity charges after sharing (Rs Crore)	Saleable Primary Energy(MU)	Saleable Primary Energy(Up to Original Design Energy(MU))	Actual Energy Considered (MU)	Primary Energy (MU)	Primary Energy Rate (Rs/kWh)	Allowable EC (Rs Crore)	Secondary energy (MU)	Sec Energy Rate (Rs/kWh)	Total Sec. Energy charges (Rs Crore)	Total allowable (Rs Crore)	Total recovered (Rs Crore)	Truing up Impact (Rs Crore)- Recoverable/(Refundable)
UPCL	41.30	20.65	61.07%	74.32%	25.13	23.64	136.11	143.00	164.01	143.00	1.517	20.65	21.01	0.900	1.89	46.18	42.76	3.42
HPSEB	14.06	7.03	61.07%	74.32%	8.55	8.04	45.37	47.67	54.53	47.67	1.549	7.03	6.87	0.900	0.62	15.69	14.55	1.14
Total	55.36	27.68	61.07%	74.32%	33.68	31.68	181.48	190.66	218.54	190.66		27.68	27.88		2.51	61.87	57.31	4.56

## 1.15 Net Impact of truing up for FY 2024-25

1.15.1. As presented in section 1.14 of this petition, Truing up amount on account of EC/CC and Sharing of Loss and gain would be Recovered from or (Refunded) to the Beneficiary on account of True up of the Annual Fixed Charge of the FY 2024-25. Net amount to be Recovered/(Refunded) including carrying cost is



as given below:

**Table 16: Net Impact of truing up for FY 2024-25**

Particulars	(Rs Crore)	
	FY 2024-25	FY 2025-26
Opening Balance	-	4.83
Total True up amount Gap/(Surplus)	4.56	-
Carrying Cost	0.27	0.60
Amount Recoverable/(Refundable)	4.83	5.43
Interest Rate	12.07%	12.38%

1.15.2. It is respectfully prayed that the truing up of FY 2024-25 as shown above may kindly be approved.

## 1.16 Income Tax

1.16.1 It is respectfully submitted that as per Regulation 34 of UERC Tariff Regulations, 2021:

*"Income Tax, if any, on the income stream of the regulated business of Generating Companies, Transmission Licensees, Distribution Licensees and SLDC shall be reimbursed to the Generating Companies, Transmission Licensees, Distribution Licensees and SLDC as per actual income tax paid, based on the documentary evidence submitted at the time of truing up of each year of the Control Period, subject to the prudence check."*

1.16.2 The last date of filing Income Tax Return for AY 2025-26 (FY 2024-25) is 10<sup>th</sup> December 2025. After filling of Income Tax return, the amount recoverable from beneficiaries can be determined. Therefore, the actual claim for income tax reimbursement for true up would be submitted with documentary proofs by the Petitioner during the scrutiny of the tariff petition.

1.16.3 It is submitted that the UJVNL claims the reimbursement of income tax immediately on final assessment of tax & payment of the same to the income tax department. However, there is substantial delay in receiving the

reimbursement of the tax paid from UPCL. The delay in receiving the claim adversely impacts the cash flow of UJVNL. Therefore, it is prayed that the Hon'ble Commission may issue appropriate direction to UPCL for prompt payment of income tax reimbursement claims. Moreover, it is humbly requested that the amount of income tax to be recovered from beneficiaries may kindly be allocated in the Tariff Order itself after prudence check

- 1.16.4 In view of the above, it is respectfully submitted that income tax on actual basis may kindly be allowed to be recovered from the beneficiaries

## 1.17 Water Tax, Cess & Royalty

1.17.1 **Water Tax:** Government of Uttarakhand has imposed duty under The Uttarakhand Water Tax on Electricity Generation Act, 2012(Act 09 of 2013). As per the Government of Uttarakhand Order No. 2883/II-2015/01(50)/2011 dated 07 November 2015 and subsequent orders dated 21.08.2019 & 02.12.2021, water tax is to be paid by the generating company to the Government of Uttarakhand for use of water for generation of electricity. The tentative impact of water tax for FY 2026-27 on Petitioner's Power Stations has been enclosed at **Annexure-6**. **The Hon'ble Commission may kindly allow to recover the same from UPCL.**

1.17.2 **Cess:** Government of Uttarakhand has imposed duty under Uttarakhand Power Development Fund Act, 2012 (Act of 21 of 2003). As per the Government of Uttarakhand Notification No. 601/I(2)/04(1)-1/2017 dated 31 May 2017 the cess of Rs 0.30/unit is applicable to the Hydro Power Plants in commercial operation for over ten years and the tariff of the plant is not more than Rs. 2.00 per unit. **The Hon'ble Commission may kindly allow to recover the same from UPCL.**

1.17.3 **Royalty:** As per the Government of Uttarakhand Notification No. 600/I(2)/2017-04(1)-01/2017 dated 31 May 2017 the Royalty of Rs 0.10/unit

is applicable to the Hydro Power Plants in commercial operation for over ten years and the tariff of the plant is not more than Rs. 2.00 per unit. **The Hon'ble Commission may kindly allow to recover the same from UPCL.**

  
Director (Operation)  
UJVN Ltd.  
"Ujwal", Maharani Bagh,  
Dehradun



## Chapter 2. Status of Directives in Tariff Order Dated 11<sup>th</sup> April 2025

### Action Taken by UJVNL on the Directives

It is respectfully submitted that the Petitioner has taken following action on the directives issued by Hon'ble Commission in the Tariff Order dated 11.04.2025:

S. No.	Directive	Action to be Taken by the Petitioner
1.	<b>Transfer Scheme (6.1.1)</b> ".....The Commission, therefore, directs the Petitioner to closely follow up the pending issues and submit quarterly status report to the Commission. The Commission further re-iterates that there has been an inordinate delay in the finalization of the Transfer Scheme, which is attributable to the Petitioner, hence, any consequential claim arising due to finalization of the Transfer Scheme shall be considered on merits by the Commission without any carrying cost on the same."	Quarterly progress report upto Sept. 2025 has been submitted to the Hon'ble Commission vide letter no. M-1187 dated 29.10.2025.
2.	<b>Design Energy (6.1.2):</b> "...the Commission again directs the Petitioner to nominate/depute senior officers to pursue the above matter personally with appropriate authorities to arrange the DPR for each of its 9 Large Hydro Generating Stations along with the next Tariff Petition."	It is to submit that efforts are being made to trace out the Original DPRs of old LHPs of UJVNL Ltd. However, no DPR except Chibro and Khodri could be found which have already been submitted to the Hon'ble UERC. In case the DPR of any of the other plants becomes available the same shall be submitted with the Hon'ble UERC. However, new DPRs of project under RMU have been submitted with the Hon'ble UERC for kind consideration and approval.
3.	<b>Status of upcoming projects (6.2.1):</b> ".....The Commission directs the Petitioner to continue submitting the quarterly progress report on status of all upcoming projects without fail."	Quarterly progress report upto Sept. 2025 has been submitted to the Hon'ble Commission vide letter no. M-1187 dated 29.10.2025.
4.	<b>Utilisation of Expenses approved by the Commission (6.2.2):</b> ".....The Commission noted the delayed submission for FY 2024-25 and directs the Petitioner to continue submitting the annual budget for future financial years by 31st May of the respective financial year."	Annual Budget has been submitted to the Hon'ble Commission vide letter no. M-595 dated 26.06.2025.
5.	<b>RMU works of Khatima LHP (6.3.1):</b> ".....The Commission has noted the	The RMU of Machines of Khatima has

S. No.	Directive	Action to be Taken by the Petitioner
	submissions of the Petitioner and again directs the Petitioner to complete all the works covered under RMU of Khatima as soon as possible by making its best possible efforts and with regard to the pending works related to the safety of the Plant, the Commission again cautions that any occurrence of damage in future due to delay in execution of the works shall solely be attributable to UJVN Ltd."	already been completed in 2016. However, the petitioner is making its utmost efforts for completing the remaining civil works related to upstream and downstream.
6.	<b>Non-Tariff Income (6.3.2):</b> ".....The Commission again directs the Petitioner to maintain proper accounting with regard to disposal of such assets including sale of scrap and submit the same separately along with subsequent tariff filings and follow the allocation methodology as approved by the Commission."	Noted for Compliance
7.	<b>Balance Capital Works of MB-II HEP (6.4.1)</b> ".....the Commission has decided to close the account of works proposed under Balance Capital Works. ..... the Commission directs the Petitioner to complete the works for testing of Surge shaft gate as soon as possible and cautions that any occurrence of damage to safety of the MB-II plant in future due to delay in execution of the testing of surge shaft gate shall be solely attributable to UJVN Ltd."	The Hon'ble Commission has closed the account works proposed under Balance Capital Works.
8.	<b>Insurance Claim of Chilla HEP due to flooding event in July 13, 2018 (6.5.1)</b> ".....the Commission again directs the Petitioner to expedite the claim process and submit the details of final Insurance claim received in the next Tariff proceedings.  .....the Petitioner is hereby directed to submit a plant-wise summary of pending claims, including details of claims raised, corresponding claim amounts, dates of submission, current status (realized/unrealized), reasons for non-realization (if applicable), follow-up actions taken. The Petitioner is directed to submit the above information alongwith the next Tariff Petition."	Material Damage (MD) amounting to Rs. 10.05 Crore has been received to UJVNL, for Business Interruption (BI) net assessed loss of Rs. 2.85 Crore has been submitted by the surveyor to UJVNL. Acceptance has been given to insurance company for release of payment. Further, the Insurance Company has desired audited balance sheet of Chilla HEP. The same has been provided to Insurance Company for final settlement. Regular follow up is being done with the Insurance Company for release of balance Rs. 2.85 Crore.
9.	<b>Impact of NGT Order dated August 9, 2017 on Design Energy (6.5.2)</b> ".... The Commission further directs the Petitioner to maintain separate discharge data of rivers as well as the data of mandatory discharges	The Order of Hon'ble NGT has already been implemented in compliance of directives of Govt. of Uttarakhand.



S. No.	Directive	Action to be Taken by the Petitioner
	being released in compliance to NGT/NMCG Order and any other data to substantiate the impact. Further, the Petitioner shall submit the data at the time of Truing-up of FY 2024-25 and also for subsequent years, thereafter, appropriate view will be taken by the Commission in this regard after carrying out due prudence check."	Minimum 15% of e-flow is being released from all the Dams and Barrages. In Ganga valley Projects e-flow is being released 20%, 25% and 30% in dry, lean and monsoon season respectively and is being monitored by CWC directly. Separate discharge data of the rivers as well as mandatory discharge are being maintained as per directives of the Hon'ble Commission. The data is being submitted along with the petition.
10.	<b>Delay in completion of RMU works (6.6.1)</b> "...the Commission directs the Petitioner to ensure that the RMU works are to be completed without any further delay thereby reducing the generation and revenue loss on account of the same."	It is respectfully submitted that the petitioner has completed the RMU works of Tiloth & Dhalipur power stations inspite of unprecedented Covid-19 and consequent restrictions. UJVNL is making all efforts for completion of ongoing RMU works of Dhakrani & Chilla Power Stations.
11.	<b>Solar Energy Business (6.7.1)</b> "...the Commission again directs the Petitioner to ensure that expenses incurred on account of Solar power evacuation should be borne by the developer and any financial implication on account of solar power Plants should not be included in its AFC of respective LHPs."	It is to submit that the petitioner is not claiming expenses incurred on solar unit in the instant ARR petitions.
12.	<b>Auxiliary Energy Consumption (6.7.2)</b> "...the Commission again directs the Petitioner to ensure correct energy accounting of the Auxiliary Energy Consumption at its Dams/Barrages and their apportionment amongst respective LHPs as per apportionment philosophy/methodology.  Further, the Commission directs UJVN Ltd. to submit the actual figures of Auxiliary Energy consumption in line with the MYT Regulations during truing up of respective financial years. "	The petitioner has taken necessary measures for correct energy accounting of the Auxiliary Energy Consumption at Dams/Barrages and their apportionment amongst respective HEPs as per the apportionment methodology.
13.	<b>Release of SOR (6.7.3)</b> "...The Commission has noted the submission of the Petitioner and directs the Petitioner to release its SoR for the subsequent FY and upload it prior to the commencement of the respective financial year."	The information has been submitted to the Hon'ble Commission vide letter no. M-491 dated 26.06.2025.



S. No.	Directive	Action to be Taken by the Petitioner
14.	<b>Decapitalization Policy (6.7.4)</b> "...The Commission directs the Petitioner that as a matter of de-capitalisation policy, the Petitioner should continue to carry out de-capitalisation in the same year in which the asset is taken out from its useful service and shall submit Form F-6.10 along with the next tariff Petition, against the Assets added during FY 2023-24 and FY 2024-25."	Noted for compliance
15.	<b>Booking under right Asset head (6.7.5)</b> "...the Commission directs the Petitioner to make sincere efforts while booking of its expenses under respective heads as discussed in Chapter 6 of this Order. The Commission direction in this regard can be referred at direction no. "6.8.1 Apportionment of common expenses."	Noted for compliance. It is to submit that due care is being taken for booking of items in the appropriate head.
16.	<b>Proposed/Planned Additional capitalization Works (6.7.6)</b> "...the Commission again directs the Petitioner to give priority to <u>only</u> those Civil Works which directly/genuinely influence the generation of the Plant keeping in view of the budget provision."	Noted for compliance
17.	<b>Security Expense under head of Administrative and General Expenses (6.7.7)</b> "...The Commission has noted the Petitioner's submission and directs the Petitioner to continue furnishing the cost centre-wise details of security expenses in future Tariff/True-up filings as per new apportionment philosophy."	Noted for compliance Further, it is to submit that cost centre wise security expenses are being provided in the instant petitions.
18.	<b>Apportionment of Common Expenses (Vyasi LHP) (6.8.1)</b> ".... The Commission directs the Petitioner to adopt allocation methodology as approved in Tariff Order dated 28.03.2024 along with actual expenditures at LHPs and SHPs in the next Tariff Petition and directs the Petitioner to be cautious while booking expenses under appropriate cost heads/cost centres/profit centres."	It is to submit that Apportionment of Common Expenses for True-up of FY 2024-25 have been done in compliance to the directives of the Hon'ble Commission in Tariff Order dated 28.03.2024 & Review order dated 10.10.2024. However, appeal has been filed by UJVNL before the Hon'ble APTEL regarding the methodology adopted by the Hon'ble Commission for apportionment of common expenses in the Tariff order dated 28.03.2024.

S. No.	Directive	Action to be Taken by the Petitioner
19.	<b>Calculation of PAFY (6.9.1)</b> “.... The Commission has observed that the Petitioner has complied to the approach and directs the Petitioner to continue the approach of calculating PAFY on weighted average and not on average basis in the next Tariff Petition.”	It is respectfully submitted that calculation of PAFY on weighted average basis is being submitted with the petitions.
20.	<b>RMU works of MB-I (6.9.2)</b> “.... With regard to pending works, the Commission directs the Petitioner to complete the works within the cut-off date and submit an update on Hydro mechanical works and Civil works during the True-up of FY 2024-25 and any, reduction in PAFY due to delay in execution of the works shall solely be attributable to UJVN Ltd.”	It is to respectfully submit that all the data pertaining to RMU works of MB-I has already been submitted to Hon’ble UERC vide letter no. M-611 dated 24.07.2024.
21.	<b>Approval of price-variations in DRIP works (6.9.3)</b> “....The Commission directs the Petitioner to ensure that CPMU approvals are obtained in time for price variations for works executed/being executed under DRIP-II.”	It is to submit that approval of Price-Variations for the works covered under DRIP are being taken as per guidelines of CPMU.
22.	<b>Interest on FDs made from RoE approved by the Commission (6.9.4)</b> “....The Commission directed the Petitioner to maintain a separate account for investing funds from Return on Equity to which the Petitioner submitted vide letter dated 04.01.2024 and 07.02.2024 that the Petitioner has complied to the same on 03.01.2025.”	Compliance has been done.
23.	<b>Design details of existing LHPs &amp; SHPs (6.10.1)</b> “...Accordingly, the Petitioner is directed to submit revised data for its LHPs & SHPs by June 30, 2025 duly substantiated for the Design Head and Design Discharge, clearly indicating the year(s) in which any revision, if any, was effected.	It is to submit that details pertaining to Design details of existing LHPs & SHPs has been submitted with Hon’ble UERC vide letter no. M-668 dated 14.07.2025.
24.	<b>Transmission Assets(6.10.2)</b> “.....Therefore, UJVN Ltd. and PTCUL should make a comprehensive Plant-wise plan by 30.06.2025 for transferring the assets in a time bound manner latest by 30.09.2025.”	It is to inform a meeting was held on 19.06.2025 between UJVN Ltd. & PTCUL to discuss issues related to transferring the assets from UJVN Ltd. to PTCUL and the compliance report was submitted with Hon’ble Commission vide letter no. M-963 dated 14.08.2025. Further proposal for transfer of transmission assets of UJVNL at Tiloth Power House to PTCUL has been submitted to PTCUL



S. No.	Directive	Action to be Taken by the Petitioner
		vide letter no. M-1152 dated 13.10.2025 with copy to Hon'ble UERC.
25.	<p><b>Investment Approvals for DRIP &amp; General Works (6.10.3)</b></p> <p>".....Since, the Petitioner has altered the funding of the balance DRIP-II works and is therefore directed to seek fresh approval of such balance DRIP-II works proposed to be executed in Fifth Control Period.</p> <p>Further, with regard to the General Works, the Petitioner is directed to combine similar nature of works and seek specific approval under Regulation 22(4) of UERC Tariff Regulations, 2024 for General works proposed in Fifth Control Period that does not fall either under RMU or investment approvals already accorded by the Commission.</p> <p>The Petitioner is also directed to submit year-wise expenditures against all Investment Approvals accorded by the Commission along with the next Tariff Petition."</p>	Updated status of Investment approvals accorded by Hon'ble UERC are being submitted to the Hon'ble UERC at <b>Annexure-7</b> of this petition
26.	<p><b>Non-Tariff Income from April 01, 2025 onwards (6.10.4)</b></p> <p>"..... As per UERC Tariff Regulations, 2024, the Petitioner is directed to submit the net income of generating station, separately, from rent of land, rent of building and any income from the business of eco-tourism duly following the apportioned methodology as approved by the Commission.</p>	Noted for compliance.

#### 4. Cause of Action

The cause of action for the present petition arises on the basis of compliance of the UERC (Terms and Conditions for Determination of Tariff) Regulations 2021 and 2024.

#### 5. Ground of Relief

Not Applicable

#### 6. Detail of Remedies Exhausted

Not Applicable

  
Director (Operation)  
UJVN Ltd.  
"Ujjwal", Maharani Bagh,  
Dehradun



## 7. Matter Not Previously Filed or Pending With any Court

The petitioner(s) further declares that it has not previously filed any petition or writ petition or suit regarding the matter in respect of which this petition has been made, before the Commission, or any other court or any other authority, nor any such writ petition or suit is pending before any of them.

## 8. Relief Sought

### 8.1 Relief Sought from the Hon'ble Commission

8.1.1 In view of the facts mentioned above, the Petitioner respectfully prays for the relief as stated below:

8.1.2 The Petitioner respectfully requests that the orders of the Hon'ble Commission may adequately consider the positions expounded in the present petition for approval of Annual Fixed Charges for FY 2026-27 and true up for the FY 2024-25 based on audited account. This Petition incorporates substantially improved information as compared to the earlier tariff petition. However, the Petitioner is making continuous efforts to refine the information system. The same may kindly be suitably considered for the orders of the Hon'ble Commission.

8.1.3 The financial projections have been developed based on the Petitioner's assessment, trend available and estimates available. There could be differences between the projections and the actual performance of the Petitioner. The Hon'ble Commission may condone the same. The Petitioner also requests the Hon'ble Commission to allow making revisions to the Petition and submitting additional relevant information that may emerge or become available subsequent to this filing.

8.1.4 The petitioner respectfully requests that the Hon'ble Commission may kindly consider and allow the recovery of Taxes/Levies i.e., Water Tax,

Cess and Royalty imposed by Government of Uttarakhand from the beneficiaries in its order.

8.1.5 In view of the foregoing, the Petitioner respectfully prays that the Hon'ble Commission may:

- Accept and approve the accompanying projected financial information of the Petitioner for determination of generation tariff for the FY2026-27 and true up for the FY 2024-25 prepared in accordance with Tariff Regulations established by the Hon'ble Commission and directives of the Hon'ble Commission contained in the earlier tariff orders.
- Grant suitable opportunity to the Petitioner with a reasonable time frame to file additional material information that may be subsequently available;
- Grant the waivers prayed with respect to such filing requirements as the Petitioner is unable to comply with at this stage of filing;
- Treat the filing as complete in view of substantial compliance and also the specific humble requests for waivers with justification placed on record;
- Condone any inadvertent omissions/ errors/ shortcomings and permit the Petitioner to add/ change/ modify/ alter this filing and make further submissions as may be required at a future date;
- Consider and approve the Petitioner's application including all requested regulatory treatments in the filing;
- Consider the submissions of Petitioner that could be at variance with the orders and regulations of the Hon'ble

Commission, but are nevertheless fully justified from a practical viewpoint;

- Allow petitioner an opportunity of hearing before disallowance in additional capitalization or shifting of Capital expenses to R&M expenses.
- Allow petitioner an opportunity of hearing before initiating any recovery for prior period for which the True up has been finalized.
- Provide in tariff order opening/closing amounts of all approved figures related to the components of AFC for each financial year, asset head wise approved opening/closing amount of capital cost and additional capitalization along with approved amount of financing (debt, equity or grant).
- Pass such orders as the Hon'ble Commission may deem fit and proper keeping in mind the facts and circumstances of the case.

#### 9. Interim Order, if any, prayed for

Not Applicable

#### 10. Details of Index

The detail of Index is given at the beginning of the petition.

#### 11. Particulars of Fee Remitted

The details of the fee remitted are as follows:

D.D. No	- 512675
In favour of	- Uttarakhand Electricity Regulatory Commission
Name of Bank	- PNB, Yamuna Colony
Dated	- 12.11.2025



## 12. List of Enclosures

i	<b>Annexure 1</b>	:	Technical Report of Dhalipur HEP
ii	<b>Annexure 2</b>	:	Recruitment Plan
iii	<b>Annexure 3</b>	:	Note on Insurance Coverage
iv	<b>Annexure 4</b>	:	State Bank India MCLR
v	<b>Annexure 5</b>	:	Impact of NGT Order on Design Energy
vi	<b>Annexure 6</b>	:	The tentative calculation of the impact of water tax for FY 2026-27 on UJVN Limited
vii	<b>Annexure 7</b>	:	Status of expenditures against all Investment Approvals accorded by the Commission

Dated:

UJVN Limited Dehradun

*Petitioner*  
Director (Operation)  
UJVN Ltd,  
"Ujjwal", Maharani Bagh,  
Dehradun

**VERIFICATION**

I, Ajay Kumar Singh S/o Dr. Ram Vijai Singh, aged 50 years, working as Director (Operations), UJVN Ltd., residing at T-11, Yamuna Colony, Dehradun do hereby verify that the contents of the Paragraph Nos. 1 to 12 of the accompanying Petition are true and correct to my personal knowledge and based on the perusal of official records, information received and the legal advice which I believe to be true.

(Signature of Petitioner)

Director (Operation)  
UJVN Ltd.  
"Ujjwal", Maharani Bagh,  
Dehradun

## INDEX OF FORMATS

## Dhalipur HEP

S. No.	Format No.	Description	Page No.
1	Form: F-1.1	Computation of Per Unit Rate	35
2	Form: F-1.2	Summary of Revenue and Revenue Requirement	36
3	Form: F-2.1	Saleable Energy & PAF	37
4	Form: F-2.2	Information on Energy Generation (MU)	38
5	Form: F-2.3	Salient Features of Hydroelectric Project	39-40
6	Form: F- 3	Computation of Net Annual Fixed Charges	41
7	Form: F- 4	Statement of Gross Fixed Asset Base & Financing Plan	42-43
8	Form: F- 5.1	Statement of Asset wise Depreciation	44-45
9	Form: F- 5.2	Statement of Depreciation	46
10	Form: F- 6.1	Statement of Capital Expenditure	47
11	Form: F- 6.10	Statement showing reconciliation of ACE claimed with the capital additions as per books	48-49
12	Form: F- 7	Details of Capital Cost and Financing Structure	50
13	Form: F- 9.1	Statement of Outstanding Loans	51-52
14	Form: F- 9.2	Calculation of Weighted Average Interest Rate of Interest on Actual Loans	53
15	Form: F- 9.3	Calculation of Interest on Normative Loan	54
16	Form: F- 10	Details of Interest on Working Capital	55
17	Form: F- 11	Details of Operation & Maintenance Expenses	56
18	Form: F-11.1	Details of Repair & Maintenance Expenditure	57
19	Form: F-11.2	Details of Employee Expenses	58
20	Form: F- 11.3	Details of Administration & General Expenses	59
21	Form: F-12	Non Tariff Income	60
22	Form: F- 13	Summary of Truing Up	61
23	Form: F- 14	Statement showing Return on Equity:	62
24	Form: F- 14A	Return on Equity	63

  
 Director (Operation)  
 UJVNL Ltd.  
 "Ujjwal", Maharani Bagh,  
 Dehradun



Name of Generating Company  
Name of Generating Station

UJVN Ltd.  
Dhalipur HEP

## Form: F-1.1

## Computation of Per Unit Rate

S. No.	Item	Units	Previous Year (n-1)	Current Year (n)			Ensuing Year (n+1)
			2024-25 (Actuals/Audited)	Apr-Sep (Actual)	Oct-Mar (Estimated)	Total (April - March)	2026-27 RE
1	Annual Fixed Cost	Rs. Crore	55.18			61.03	65.01
2	Saleable Energy (Design Energy net of auxiliary consumption and home state share)	MU	179.31			221.42	221.30
3	Per unit Rate of Saleable Energy	Rs./unit	3.08			2.76	2.94

  
Director (Operation)  
UJVN Ltd.  
"Ujjwal", Maharani Bagh,  
Dehradun

Name of Generating Company  
Name of Generating Station

UJVN Ltd.  
Dhalipur HEP

### Form: F-1.2

### Summary of Revenue and Revenue Requirement

(Figures in Rs Crore)

S. No.	Item	Previous Year (n-1)	Current Year (n)			Ensuing Year (n+1)
		2024-25 (Actuals/Audited)	2025-26		2026-27	
			Apr-Oct (Actual)	Nov-Mar (Estimated)		Total (April - March)
A. Generation						
1	Gross Generation (MU)	221.45	137.07	75.00	212.07	223.60
2	Aux Consumption and Transformation Losses (%)	1.56%	1.03%	1.03%	1.03%	1.03%
3	Aux Consumption and Transformation losses (MU)	3.45	1.41	0.77	2.18	2.30
4	Net Generation (MU) (1-3)	218.00	135.66	74.23	209.89	221.30
B. Revenue						
1	Revenue from Sale of Power	57.31				
2	Non-Tariff Income	0.87				
	Total Revenue (1+2)	58.18				
C. Expenditure						
1	O&M expenses	20.90			22.43	24.00
a	Employee Expenses	12.21			13.12	13.98
b	Repair and Maintenance	5.67			5.44	6.02
c	A&G Expense	3.01			3.87	4.01
d	Colony Supply and concessional supply	0.00			0.00	0.00
2	Depreciation	10.74			12.67	13.99
3	Lease Charges					
4	Interest on Loans	12.92			13.36	13.03
5	Interest on Working Capital	1.72			1.93	2.05
6	Other Income	0.87			0.86	0.86
	Total Expenditure (1+2+3+4+5+6)	45.41			49.52	52.22
D. Return on Equity						
		9.77			11.51	12.79
E Revenue Requirement (C+D)						
		55.18			61.03	65.01


Director (Operation)  
UJVN Ltd.  
"Ujjwal", Maharani Bagh,  
Dehradun

Name of Generating Company  
Name of Generating Station  
Form: F-2.1

UJVN Ltd.  
Dhalipur HEP

### Saleable Energy & PAF

Sl. No.	Description	Unit	Previous Year (n-1)	Current Year (n)			Ensuing Year (n+1)
			2024-25 (Actuals/Audited)	Apr-Sep (Actual)	Oct-Mar (Estimated)	Total (April - March)	2026-27 RE
1	Design Energy/Primary Energy Generation	(MU)	182.76			223.60	223.60
2	Auxiliary Consumption and other losses	(%)	1.56%			1.03%	1.03%
	(a) In % of Energy Generated	(MU)	3.45			2.18	2.30
	(b) In MU	(MU)	179.31			221.42	221.30
3	Energy Sent Out (1-2b)	(MU)					
4	Home State Share	(%)					
5	Saleable Energy ((3)-(4))	(MU)	179.31			221.42	221.30
6	Plant Availability Factor	(%)	74.32%	81.20%	64.94%	73.07%	70.33%

  
Director (Operation)  
UJVN Ltd.  
"Ujjwal", Maharani Bagh,  
Dehradun



Name of Generating Company  
Name of Generating Station

UJVN Ltd.  
Dhalipur HEP

**Form: F-2.2**  
**Information on Energy Generation (MU)**

Sl.No.	Month	Design Energy	Previous Year (n-1)		Current Year (n)		Ensuing Year (n+1)
			2024-25		2025-26		2026-27
			(Actuals/Audited)		Apr-Sep (Actual)	Oct-Mar (Estimated)	RE
1	April		11.80		12.73		13.98
2	May		14.46		16.06		25.18
3	June		19.66		21.52		18.31
4	July		29.36		31.83		31.81
5	August		31.91		25.89		36.08
6	September		34.92		29.04		30.27
7	October		25.98			25.00	17.12
8	November		14.32			12.00	10.93
9	December		10.83			10.00	8.91
10	January		9.23			9.00	11.30
11	February		6.88			9.00	8.76
12	March		12.09			10.00	10.95
	<b>Total</b>		<b>221.45</b>		<b>137.07</b>	<b>75.00</b>	<b>223.60</b>
					<b>212.07</b>		

  
Director (Operation)  
UJVN Ltd.  
"Ujjwal", Maharani Bagh,  
Dehradun

Name of Generating Company  
Name of Generating Station

UJVN Ltd.  
Dhalipur

Form : F-2.3

Form : F-2.3

Salient Features of Hydroelectric Project

S. No.	Details	Previous Year (n-1)	Current Year (n)	Ensuing Year (n+1)
		FY 2024-25	FY 2025-26	FY 2026-27
1	Installed Capacity (MW)			
	(a) Unit -1	17	17	17
	(b) Unit -2	17	17	17
	(c) Unit -3	17	17	17
	(d) Unit- 4	0	0	0
2	Date of commercial operation (DD/MM/YYYY)			
	(a) Unit -1	10.12.1965	10.12.1965	10.12.1965
	(b) Unit -2	25.03.1966	25.03.1966	25.03.1966
	(c) Unit -3	31.03.1970	31.03.1970	31.03.1970
	(d) Unit- 4	NA	NA	NA
3	Details of tied up beneficiaries/target beneficiaries/merchant capacity along with percentage share with reference to the installed capacity			
	(i) UPCL (%)	75%	75%	75%
	(ii) Beneficiary - 2 (%)	25%	25%	25%
4	Design Energy (MU)	182.76	223.6	223.6
5	Expected annual energy generation (MU)	221.45	212.07	223.60
6	Associated transmission system details of proposed evacuation arrangement			
	i) Voltage level.			
	ii) Conductor Name & no. of Circuits.			
	iii) Line length in Km.			
	iv) Name of Interconnecting Substation			
7	Name of manufacturer :			
	(i) Turbine (Francis/Kaplan/Pelton)	Francis	Francis	Francis
	(ii) Generator	WEG	WEG	WEG
8	Efficiency			
	(i) Design guaranteed efficiency of turbine	90%	90%	90%
	(ii) Design guaranteed efficiency of Generator	97%	97%	97%
9	Type of Governing System	Electronic	Electronic	Electronic
10	Type of Station			
	(a) Surface/Underground	Surface	Surface	Surface
	(b) Purely ROR/Pondage/Storage	Purely ROR	Purely ROR	Purely ROR
	(c) Peaking/Non-Peaking	Base Load	Base Load	Base Load
	(d) No. of Hours of Peaking	-	-	-
11	Type of excitation			
	a) Rotating exciters on generator			
	b) Static excitation.	Static	Static	Static
12	Location			
	Station/Distt.	Uttarakhand	Uttarakhand	Uttarakhand
	River	Yamuna and Tons	Yamuna and Tons	Yamuna and Tons
13	Diversion Tunnel			
	Size, shape			
	Length			
14	Dam/Barrage			
	Type	ROR	ROR	ROR
	Maximum dam height			
15	Spillway			
	Type			
	Crest level of spillway			
16	Reservoir / Barrage			
	Full Reservoir Level (FRL) Max bound level			
	Minimum Draw Down Level (MDDL)			
	Live storage (MCM)			
17	Desilting Arrangement			
	Type			
	Number and Size			
	Particle size to be removed (MM)			
18	Design Silt Level for desilting chamber			
	Maximum at inlet (ppm)			
	Maximum at outlet (ppm)			
19	Head Race Tunnel / Power Chanel			
	Size and type	open type	open type	open type
	Length	5km from Dhakrani	5km from Dhakrani	5km from Dhakrani
	Design discharge (Cumecs)			

S. No.	Details	Previous Year (n-1)	Current Year (n)	Ensuing Year (n+1)
		FY 2024-25	FY 2025-26	FY 2026-27
20	Surge Shaft			
	Type			
	Diameter	NA	NA	NA
	Height			
21	Penstock/Pressure shafts			
	Type	closed	closed	closed
	Diameter & Length	5m and 53m	5m and 53m	5m and 53m
22	Power House			
	Type	Hydro	Hydro	Hydro
	Installed capacity (No of units x MW)	03*17 MW	03*17 MW	03*17 MW
	Peaking capacity during lean period (MW)			
	Type of turbine	Francis	Francis	Francis
	Rated Head (M)	30.48 M	30.48 M	30.48 M
	Average Head (M)			
	Rated Discharge (Cumecs)	199.2	199.2	199.2
	Head at Full Reservoir Level (M)			
	Head at Minimum Draw Down Level (M)			
	MW Capability at FRL (MW)			
	MW Capability at MDDL (MW)			
	Variation in machine output at different levels between Full Reservoir Level and Minimum Draw Down level (MW)			
23	Tail Race Channel			
	Diameter, shape			
	Length			
	Minimum tail water level			
24	Switchyard			
	Type of Switch gear	Outdoor	Outdoor	Outdoor
	No. of generator bays 04	3	3	3
	No. of Bus coupler bays 01	Nil	Nil	Nil
	No. of line bays 03	3	3	3
25	Generator transformer details:			
	(i) Make	HEL	HEL	HEL
	(ii) No. of Transformers	3	3	3
	(iii) Rating	20 MVA	20 MVA	20 MVA
	(iv) Voltage Ratio	11/132 kV	11/132 kV	11/132 kV

Note : Specify limitation on generation during specific time period on account of restriction(s) on water use due

  
 Director (Operation)  
 UJVN Ltd.  
 "Ujjwal", Maharani Bagh,  
 Dehradun



Name of Generating Company  
Name of Generating Station

UJVN Ltd.  
Dhalipur HEP

## Form: F- 3

## Computation of Net Annual Fixed Charges

Computation of Net Annual Fixed Charges

(Figures in Rs Crore)

Sl.No.	Year ending March	Previous Year (n-1)	Current Year (n)			Ensuing Year (n+1)
		2024-25 (Actuals/Audited)	2025-26			2026-27 RE
			Apr-Sep (Actual)	Oct-Mar (Estimated)	Total (April - March)	
1	Interest on Loan (Including Interest on Normative Loans)	12.92			13.36	13.03
2	Depreciation	10.74			12.67	13.99
3	Lease Charges					
4	Return on Equity					
	(a) Rate of Return on Equity	15.50%			15.50%	15.48%
	(b) Equity	63.02			74.28	82.61
	(c) Return on Equity (4a)*(4b)	9.77			11.51	12.79
5	O&M Expenses	20.90			22.43	24.00
	5.1 Employee Costs	12.21			13.12	13.98
	5.2 Repair and Maint. Expenses	5.67			5.44	6.02
	5.3 Admin & Gen Costs	3.01			3.87	4.01
	Colony Supply and concessional supply	0.00			0.00	0.00
6	Interest on Working Capital	1.72			1.93	2.05
7	Gross Annual Fixed Charges (1+2+3+4(c)+5+6)	56.05			61.89	65.87
8	Less: Other Income (provide details)	0.87			0.86	0.86
9	Net Annual Fixed Charges (7-8)	55.18			61.03	65.01

  
 Director (Operation)  
 UJVN Ltd.  
 "Ujjwal", Maharani Bugh,  
 Dehradun

Name of Generating Company  
Name of Generating Station

UJVN Ltd.  
Dhalipur HEP

#### Form: F-4

### Statement of Gross Fixed Asset Base & Financing Plan

Final Approved Cost as on Commercial Operations Date (Transfer Scheme)

	Capital Expenditure	Date of commercial operation
Unit 1		10-12-65
Unit 2		25-03-66
Unit 3	20.37	31-03-70

#### Original Financing Plan (Unitwise)

Rupree Term Loan	14.26
Normative Debt	
Debt 2 *	
Foreign Currency Loan	
Debt 1	NA
Debt 2 *	NA
Equity	
In Rupees	
In Foreign Currency	0.11

Gross Fixed Asset  
Previous year (n-1)

2024-25

(Figures in Rs Crore)

Particulars of Assets	GFA (as on COO)	additional capitalization at the beginning of the year	Additions during the year	*Retirement of assets during the year	Balance at the end of the year
(1)	(2)	(3)	(4a)*	(5a)*	(6)
a) Land		0.00	0.00	0.00	
b) Building		4.34	0.35	0.00	
c) Main Civil Works	Break Up not available	54.00	30.07	0.00	
d) Plant & Machinery		142.82	7.26	0.00	Break Up not available
e) Vehicles		0.26	0.01	0.00	
f) Furniture and Fixtures		0.08	0.02	0.00	
g) Office Equipment & Other Items		1.05	0.01	0.01	
h) IT Equipments		1.89	0.03	0.04	
Total	20.37	204.43	37.75	0.052	262.50

Director (Operation)  
UJVN Ltd.  
"Ujjwal", Maharani Bagh,  
Dehradun

Name of Generating Station

Dhalipur HEP

Form: F-4

# Statement of Gross Fixed Asset Base & Financing Plan

Current Year (n)

2025-26

Statement of Financial Position as at the end of the reporting period		2025-26		Figures in Rs Crores				
Current Year (n)		GFA (as on COD)	additional capitalization at the beginning of the year	Additions during the year	Additions during the year proposed to be undertaken*	Retirement of assets during the year already undertaken	Retirement of assets during the year proposed to be undertaken	Balance at the end of the year
	(1)	(2)	(3)	(4a)**	(4b)**	(5a)*	(5b)**	(6)
a) Land			0.00	0.00	0.00	0.00	0.00	
b) Building			4.69	0.09	0.01	0.00	0.00	
c) Major Civil Works			84.07	0.22	0.06	0.00	0.00	
d) Plant & Machinery		Break Up not available	150.08	0.00	26.55	0.00	0.00	Break Up not available
e) Vehicles			0.27	0.00	0.00	0.00	0.00	
f) Furniture and Fixtures			0.10	0.01	0.00	0.00	0.00	
g) Office Equipment & Other Items			1.04	0.01	0.00	0.00	0.00	
h) IT Equipments			1.87	0.01	0.00	0.00	0.00	
Total		20.37	242.13	0.34	27.42	0.00	0.00	290.26

Ensuing year (n +1)

2026-27

Particulars of Assets		GFA (as on COD)	additional capitalization at the beginning of the year	Additions during the year proposed to be undertaken*	Retirement of assets during the year proposed to be undertaken	Balance at the end of the year
(1)	(2)	(3)	(4a)*	(4b)**	(5b)**	(6)
a) Land		0.00	2.50	0.00	0.00	
b) Building		4.79	2.54	0.00	0.00	
c) Major Civil Works		85.15	9.55	0.00	0.00	
d) Plant & Machinery		176.63	30.45	0.00	0.00	
e) Vehicles		0.27	0.00	0.00	0.00	
f) Furniture and Fixtures		0.11	0.00	0.00	0.00	
g) Office Equipment & Other Items		1.06	0.00	0.00	0.00	
h) IT Equipments		1.88	0.00	0.00	0.00	
Total	20.37	269.89	45.15	0.00	0.00	335.41

Director (Operation)  
UJVNL Ltd.  
"Ujjwal", Maharani Bagh,  
Delhradun



Name of Generating Company  
Name of Generating Station

UJVN Ltd.  
Dhalipur HEP

## Form: F- 5.1

## Statement of Asset wise Depreciation

Previous year (n-1)		2024-25											(Figures in Rs Crore)								
Particulars of Assets*	(1)	Rate of Depreciation for GFA in %	(2)	Rate of Depreciation for Additional Capitalization in %	(3)	Accumulated Depreciation on GFA at the beginning of the Year	(4(a))	Accumulated Depreciation on Additional Capitalization at the beginning of the Year	(4(b))	Accumulated depreciation at the beginning of the year	(4)	Depreciation provided for GFA for the Year	(5(a))	Depreciation provided for Additional Capitalization for the Year	(5(b))	Depreciation provided for the year	(5)	Withdrawals during the year	(6)	Balance of accumulated depreciation at the end of the year	(7)
a) Land		Remaining Depreciation		0.00%											0.0000				0.0000		
b) Building		Equally distributed to		3.34%											0.1612				0.0000		
c) Major Civil Works		Remaining		5.28%											2.8512				0.0000		
d) Plant & Machinery		Useful Life of		5.28%											7.4013				0.0003		
e) Vehicles		Power Station		9.50%											0.0122				0.0000		
f)Furniture and Fixtures				6.33%											-0.0090				0.0001		
g) Office Equipment & Others				6.33%											0.0436				0.0079		
h) IT Equipments				15.00%											0.2828				0.0402		
Total						20.22		17.42		37.64		0.00		10.74		10.74	10.74		0.049		48.34

Current Year (n)		2025-26										(Figures in Rs Crore)				
Particulars of Assets*		Rate of Depreciation for GFA in %	Rate of Depreciation for Additional Capitalization in %	Accumulated Depreciation on GFA at the beginning of the Year	Accumulated Depreciation on Additional Capitalization at the beginning of the Year	Accumulated depreciation at the beginning of the year	Depreciation provided for GFA for the Year	Depreciation provided for Additional Capitalization for the Year	Depreciation provided for the year	Withdrawals during the year	Balance of accumulated depreciation at the end of the year					
(1)	(2)	(3)	(4)	4(a)	4(b)	(4)	5(a)	5(b)	(5)	(6)	(7)					
a) Land	Remaining Depreciation	0.00%						0.0000								
b) Building	Equally distributed to	3.34%						0.1728								
c) Major Civil Works	Remaining Useful Life of	5.28%						4.4391								
d) Plant & Machinery	Power Station	6.28%						7.7837								
e) Vehicles		9.50%						0.0124								
f)Furniture and Fixtures		6.33%						-0.0070								
g) Office Equipment & Others		6.33%						0.0443								
h) IT Equipments		15.00%		20.22	28.12	48.34	0.00	12.67	12.67	0.000	61.00					
Total																

  
Director (Operation)  
UJVN Ltd.

"Ujjwal", Maharani Bagh,  
Dehradun

Name of Generating Station

Dhalipur HEP

Form: F- 5.1

## Statement of Asset wise Depreciation

2026-27

(Figures in Rs Crore)

Particulars of Assets*	Rate of Depreciation for GFA in %	Rate of Depreciation for Additional Capitalization in %	Accumulated Depreciation on GFA at the beginning of the Year	Accumulated Depreciation on Additional Capitalization at the beginning of the Year	Accumulated depreciation at the beginning of the year	Depreciation provided for GFA for the Year	Depreciation provided for Additional Capitalization for the Year	Depreciation provided for the year	Withdrawals during the year	Balance of accumulated depreciation at the end of the year
(1)	(2)	(3)	4(a)	4(b)	(4)	5(a)	5(b)	(5)	(6)	(7)
a) Land	Retaining	0.00%					0.0000			
b) Building	Depreciation	3.34%					0.1761			
c) Motor Civil Works	Equally	5.28%					4.4959			
d) Plant & Machinery	distributed to	5.28%					9.1843			
e) Vehicles	Remaining	8.50%					0.0096			
f) Furniture and Fixtures	Useful Life of	6.33%					-0.0068			
g) Office Equipment & Others	Power Station	6.33%					0.0443			
h) IT Equipments		15.00%					0.0855			
Total			20.22	40.78	51.00	0.00	13.99	13.99	0.00	75.00

  
 Director (Operation)  
 UJVNL Ltd.  
 "Ujjwal", Maharani Bagh,  
 Dehradun

Name of Generating Company  
Name of Generating Station

UJVN Ltd.  
Dhaipur HEP

**Form: F- 5.2**  
**Statement of Depreciation**

(Figures in Rs Crore)

Financial Year	Upto 2000- 01	2001- 02	2002- 03	2003- 04	2004- 05	2005- 06	2006- 07	2007- 08	2008- 09	2009- 10	2010- 11	2011- 12	2012- 13	2013- 14	2014- 15	2015- 16	2016- 17	2017- 18	2018- 19	2019- 20	2020- 21	2021- 22	2022- 23	2023- 24	2024-25
Depreciation on Capital Cost	38.86	0.68	0.68					0.00	0.00	0.00	0.00	0.00	0.00	0.00	0.00	0.00	0.00	0.00	0.00	0.00	0.00	0.00	0.00	0.00	0.00
Depreciation on Additional Capitalisation																									
Amount of Additional Capitalisation		0.03	0.06	0.12	0.04	0.06	1.43	0.63	0.50	0.43	0.89	0.08	0.04	0.05	0.13	0.11	0.70	4.48	1.43	25.45	8.37	39.70	59.89	58.96	37.75
Depreciation Amount			0.001	0.002	0.006	0.007	0.008	0.046	0.084	0.101	0.117	0.146	0.144	0.308	0.301	0.288	0.285	0.330	0.540	0.630	1.880	1.990	3.860	6.670	10.70
Detail of FERV																									
Amount of FERV on which Depreciation is charged																									
Depreciation Amount																									
Depreciation Withdrawal from Add Cap																									
Depreciation recovered during the year																									
Advance against Depreciation recovered during the year																									
Depreciation and Advance against Depreciation recovered during the year	18.86	0.68	0.88	0.00	0.01	0.01	0.01	0.06	0.08	0.10	0.12	0.15	0.14	0.31	0.30	0.30	0.30	0.33	0.54	0.62	1.59	1.95	3.86	6.67	10.70
Cumulative Depreciation and Advance against Depreciation recovered upto the year	18.86	19.54	20.32	20.32	20.33	20.34	20.34	20.28	20.37	20.48	20.59	20.74	20.88	21.19	21.49	21.79	22.08	22.41	22.95	23.57	25.16	27.11	30.97	37.64	48.34

  
Director (Operation)  
UJVN Ltd.  
"Ujjwal", Maharani Bagh,  
Dohradun



Name of Generating Company UJVN Ltd.  
Name of Generating Station Dhalipur HEP

Form: F- 6.1

### Statement of Capital Expenditure

opening balance for n-1 year										224.80		(Figures in Rs Crore)		
Particulars	FY of COD	Previous Year (n-1)		Current Year (n)			Remarks*	Ensuing Year (n+1)	Total Expenditure Approved by Competent Authority	Total Expenditure Actually Incurred	Remarks**			
		2024-25		2025-26		Total (April - March)								
		(Actuals/Audited)		Apr-Sep (Actual)	Oct-Mar (Estimated)									
A) Expenditure Details														
a) Land		-	-	-	-	-		2.60						
b) Building		0.35	0.09	0.01	0.10	0.10		2.54						
c) Major Civil Works		30.07	0.22	0.86	1.08	1.08		8.55						
d) Plant & Machinery		7.26	0.00	26.55	26.55	26.55		30.45						
e) Vehicles		0.01	-	-	-	-		-						
f) Furniture and Fixtures		0.02	0.01	-	0.01	0.01		-						
g) Office Equipment & Others		0.01	0.01	-	-	0.01		-						
h) IT Equipments		0.03	0.01	-	0.01	0.01		-						
Total (A)	20.37	37.75	0.34	27.42	27.76	27.76		45.15						
B) Break up of sources of financing														
Rupess term Loan		26.48						31.60						
Normative Debt						19.43								
Debt 2														
Foreign Currency Loan		-				-		-						
Debt 1		-				-		-						
Total Debt		26.48				19.43		31.60						
Equity														
In Rupees		11.27				8.33		13.54						
In Foreign Currency														
c) Others (Please specify)		-				-		-						
Total (B)		37.75				27.76		45.15						

Director (Operation)  
UJVN Ltd.  
"Ujjwal", Maharani Bagh,  
Dehradun

Form F-6.10

Statement showing reconciliation of ACE claimed with the capital additions as per books 31.03.2025

S.No	Particulars	Sp	Chilla	Pythor	M.Pur	Galug	Tiloth	Rhodri	Chhara	DD	Colan	Lathwar	Vyati	Kalagath
	Closing Gross Stock	8,770,682,397.24	4,388,344,478.08	3,355,843,888.64	875,938,528.48	233,850,144.11	4,504,038,767.42	1,364,855,134.87	2,447,284,783.87	128,794,204.00	12,335,271.17	270,781,881.88	26,841,211,338.25	1,103,886,394.41
	Less: Opening Gross Stock	8,416,479,090.84	3,170,881,481.89	3,335,707,877.71	876,844,343.08	211,311,798.80	4,168,334,310.16	1,482,435,808.48	3,279,437,345.80	114,811,884.99	18,774,341.79	86,683,101.88	24,586,461,401.85	1,091,528,438.00
	Total Additions as per books	3,354,203,306.40	1,217,462,996.19	4,018,136,010.93	3,201,384.40	887,400.31	335,704,457.26	882,419,326.39	177,847,438.07	2,882,319.01	64,929.48	174,108,779.87	318,555,536.40	80,457,956.41
	Less: Additions pertaining to other rights (New stage wire breakup)													
	Net Additions pertaining to instant project/units/stage													
	Less: Exclusions (Items not allowable for claim)	1,787,531.86	313,104,537.88	375,389.12	554,314.10	242,371.89	412,661.06	1,501,343.58	2,514,472.28	329,402.00	18,810.00	231,445.29	-82,481,343.10	-7,885,516.58
	Net Additional Capital Requirements Claimed	3,352,425,774.54	794,358,458.31	4,018,516.81	3,751,374.38	645,028.42	103,043,806.16	880,875.81	165,332,966.84	2,493,767.01	-1.22	173,877,334.58	317,036,879.50	82,572,439.83

  
 Director (Operation)  
 UJVN Ltd.  
 "Ujjwal", Maharani Bagh,  
 Dabhadun

  
 UJVN Ltd.

Periods	HQCD Blah	LabahHead	MS-II	PCM YV	Head Office	MS I & II	Chalirani	Dhalour	Radial	Post mater	Dece	Arasat Tund Tund plain	Solar	Total
Closing Gross Block	10,881,183.71	1,870,074,421.34	12,710,453,160.55	28,115,671.26	1,353,890,261.89	5,841,264.49	1,834,778,638.13	2,451,481,800.25	638,586,178.59	138,407,418.00	13,861,821.87	5,334,114.17	1,081,000.00	74,177,338,799.00
(Less: Opening Gross Block)	10,342,313.76	1,846,811,377.42	12,350,892,261.88	27,989,801.29	1,338,815,888.11		1,818,898,888.14	2,058,587,140.28	558,397,771.71	138,442,888.00	388,671,000.87	2,061,172.38	3,082,200.00	69,330,248,594.37
Period Addition in per books	538,864.95	26,261,043.92	357,560,898.67	125,869.97	14,075,376.78	3,417,004.49	18,880,750.99	392,894,659.96	79,188,398.87	34,802.00	474,208,170.00	8,491,901.89	-	6,257,138,682.51
Less: Addition pertaining to other stage (one stage used breakup)	-	-	-	-	-	-	-	-	-	-	-	-	-	-
Net Addition pertaining to instant project/zone/Stage	-	-	-	-	-	-	-	-	-	-	-	-	-	-
Less: Exclusions (Items not allowable / not claimed)	538,864.95	26,261,043.92	631,190.30	18,035.99	27,889,396.06	841,134.49	18,375,054.94	15,845,112.00	24,422,820.16	14,808.00	374,208,170.00	342,552.03	-	118,771,535.87
Net Additional Capital Expenditure Claimed	0.00	26,261,043.92	327,611,211.89	107,833.97	21,373,611.94	3,001,869.00	567,472,202.99	276,546,638.94	58,551,578.81	-	-	3,130,495.84	-	6,379,905,988.36

  
 Director (Operation)  
 UJVN Ltd.  
 "Ujjwal", Maharani Bagh,  
 Dehradun

  
 Director (Finance)



Name of Generating Company UJVN Ltd.  
Name of Generating Station Dhalipur HEP

**Form: F- 7**  
**Details of Capital Cost and Financing Structure**

Year ending March		FY of COD	Previous Year (n-1)		Current Year (n)			Ensuing Year (n+1)		Remarks
			2024-25	2025-26	Apr-Sep (Actual)	Oct-Mar (Estimated)	Total (April - March)	2026-27		
Basic Project Financial Parameters										
Capital Cost*				224.80				262.50	290.26	
Addition during the year				37.75				27.76	45.15	
#Deletion during the year				0.05						
Gross Capital Cost (A)				262.50				290.26	335.41	
Equity against Original Project Cost				63.02				74.28	82.61	
*Addition during the year				11.25				8.33	13.54	
Equity Sub-Total (B)				74.28				82.61	96.15	
*Debt outstanding against the original Capital cost				161.74				188.22	207.66	
New Loans added during the year				26.48				19.43	31.60	
Debt Sub-Total (C)				188.22				207.66	239.26	
Grants against original project cost										
Addition during the year										
Grants Sub-Total (D)										
Total Financing (B+C+D)				262.50				290.26	335.41	
Rs. Crores										

#Net off transfer-in from Dhakrani and Deletion

\*Net off transfer-in from Dhakrani and decapitalization

  
Director (Operation)  
UJVN Ltd.  
"Ujjwal", Maharani Bagh,  
Dehradun

Name of Generating Company  
Name of Generating Station

UJVN Ltd.  
Dhalipur HEP

**Form: F-9.1**  
**Statement of Outstanding Loans**

Previous Year (n-1)		2024-25
Loan Agency(Source of loan)	Rate of Interest(%)	
(1)	(2)	
A. Other than state government		
Loan 1:PNB	8.80%	
Loan 2:		
Loan 3:		
Sub Total (A)		
B. Government Loans		
Type 1:SAS		
Type 2:SAS		
Type 3:SAS		
Sub Total (B)		
Sub Total (A+B)		
C. Normative Loans	9.45%	
Total (A+B+C)		

Loan Agency(Source of loan)	Rate of Interest(%)	Repayment period (Years)	Balance at the beginning of the Year	Amount Received during the year	Principal due during the year	Principal redeemed during the year	Principal Overdue at the year end	Principal Due at the year end	Remarks
(1)	(2)	(3)	(4)	(5)	(6)	(7)	(8)	(9)	(10)
A. Other than state government									
Loan 1:PNB	8.80%		72.95	0.00	6.68	6.68		56.28	
Loan 2:									
Loan 3:			72.95	0.00	6.68	6.68		66.28	
Sub Total (A)									
B. Government Loans									
Type 1:SAS			31.93		3.35	3.35		28.48	
Type 2:SAS			18.63		1.55	1.55		17.09	
Type 3:SAS			0	4.809	0.40	0.40		4.41	
Sub Total (B)			50.48	4.81	5.30	5.30		49.96	
Sub Total (A+B)			123.41	4.81	11.98	11.98		116.24	
C. Normative Loans	9.45%		5.10	21.67	-1.23	-1.23		28.01	
Total (A+B+C)								144.25	

Current Year (n)		2025-26
Loan Agency(Source of loan)	Rate of Interest(%)	
(1)	(2)	
A. Other than state government		
Loan 1:PNB	9.05%	
Loan 2:		
Loan 3:		
Sub Total (A)		
B. Government Loans		
Type 1:SAS		
Type 2:SAS		
Type 3:SAS		
Sub Total (B)		
Sub Total (A+B)		
C. Normative Loans	9.05%	
Total (A+B+C)		

Loan Agency(Source of loan)	Rate of Interest(%)	Repayment period (Years)	Balance at the beginning of the Year	Amount Received during the year	Principal due during the year	Principal redeemed during the year	Principal Overdue at the year end	Principal Due at the year end	Remarks
(1)	(2)	(3)	(4)	(5)	(6)	(7)	(8)	(9)	(10)
A. Other than state government									
Loan 1:PNB	9.05%		66.28	0.00	6.68	6.68		59.60	
Loan 2:									
Loan 3:			66.28	0.00	6.68	6.68		59.60	
Sub Total (A)									
B. Government Loans									
Type 1:SAS			28.48		3.35	3.35		25.13	
Type 2:SAS			17.09		1.55	1.55		15.53	
Type 3:SAS			4.41	0.00	0.40	0.40		4.01	
Sub Total (B)			49.96	0.00	5.30	5.30		44.66	
Sub Total (A+B)			116.24	0.00	11.98	11.98		104.26	
C. Normative Loans	9.05%		28.01	19.43	0.69	0.69		46.75	
Total (A+B+C)								151.01	

  
Director (Operation)  
UJVN Ltd.  
"Ujjwal", Maharani Bugh,  
Dehradun

Name of Generating Station : Dhalipur HEP

**Form: F- 9.1**  
**Statement of Outstanding Loans**

Ensuing Year (n+1)	2024-27								
Loan Agency(Source of loan)	Rate of Interest(%)	Repayment period (Years)	Balance at the beginning of the Year	Amount Received during the year	Principal due during the year	Principal redeemed during the year	Principal Overdue at the year end	Principal Due at the year end	Remarks
(1)	(2)	(3)	(4)	(5)	(6)	(7)	(8)	(9)	(10)
A. Other than state government									
Loan 1:PNB	9.05%		59.50	0.00	6.58	6.58		52.93	
Loan 2:									
Loan 3:									
Sub Total (A)			59.50	0.00	6.58	6.58		52.93	
B. Government Loans									
Type 1:SAS			25.13		3.35	3.35		21.78	
Type 2:SAS			15.53		1.55	1.55		13.98	
Type 3:SAS			4.01		0.40	0.40		3.61	
Sub Total (B)			44.66	0.00	5.30	5.30		39.36	
Sub Total (A+B)			104.26	0.00	11.98	11.98		92.28	
C. Normative Loans	9.05%		46.75	31.60	2.01			78.34	
total (A+B+C)								168.62	

  
Director (Operation)  
UJVN Ltd.  
"Ujjwal", Maharani Bagh,  
Dehradun



Name of Generating Company  
Name of Generating Station

UJVN Ltd.  
Dhalipur HEP

Form: F- 9.2

Calculation of Weighted Average Interest Rate of Interest on Actual Loans \*

(Figures in Rs Crore)

S.No.	Particulars	Previous Year (n-1)	Current Year (n)	Ensuing Year (n+1)
		2024-25	2025-26	2026-27
		Actual	Projected	Projected
	<b>Loan 1 :PNB</b>			
	Gross Loan - Opening			
	Cumulative payments of Loan upto Previous Year			
	Net Loan - Opening	72.95	66.28	59.60
	Add: Drawl(s) during the year	0.00	0.00	0.00
	Less: Repayment(s) of Loan during the year	6.68	6.68	6.68
	Net Loan - Closing	66.28	59.60	52.93
	Average Net Loan	69.61	62.94	56.26
	Rate of Interest on Loan on Annual Basis	8.80%	9.05%	9.05%
	Interest on Loan	6.60	5.70	5.09
	<b>Loan 2 : SAS (2022-23)</b>			
	Gross Loan - Opening			
	Cumulative payments of Loan upto Previous Year			
	Net Loan - Opening			
	Add: Drawl(s) during the year			
	Less: Repayment(s) of Loan during the year			
	Net Loan - Closing	0.00	0.00	0.00
	Average Net Loan	0.00	0.00	0.00
	Rate of Interest on Loan on Annual Basis	0.00%	0.00%	0.00%
	Interest on Loan	0.00	0.00	0.00
	<b>Loan 3 : SAS (2023-24)</b>			
	Gross Loan - Opening			
	Cumulative payments of Loan upto Previous Year			
	Net Loan - Opening			
	Add: Drawl(s) during the year			
	Less: Repayment(s) of Loan during the year			
	Net Loan - Closing	0.00	0.00	0.00
	Average Net Loan	0.00	0.00	0.00
	Rate of Interest on Loan on Annual Basis	6.50%	6.50%	6.50%
	Interest on Loan			
	<b>Loan 4: SAS (2024-25)</b>			
	Gross Loan - Opening			
	Cumulative payments of Loan upto Previous Year			
	Net Loan - Opening			
	Add: Drawl(s) during the year			
	Less: Repayment(s) of Loan during the year			
	Net Loan - Closing	0.00	0.00	0.00
	Average Net Loan	0.00	0.00	0.00
	Rate of Interest on Loan on Annual Basis	6.50%	6.50%	6.50%
	Interest on Loan			
	<b>Total Loan</b>			
	Gross Loan - Opening			
	Cumulative payments of Loan upto Previous Year			
	Net Loan - Opening	72.95	66.28	59.60
	Add: Drawl(s) during the year	0.00	0.00	0.00
	Less: Repayment(s) of Loan during the year	6.68	6.68	6.68
	Net Loan - Closing	66.28	59.60	52.93
	Average Net Loan	69.61	62.94	56.26
	Rate of Interest on Loan on Annual Basis	9.48%	9.05%	9.05%
	Interest on Loan	6.60	5.70	5.09
	<b>Weighted Average Rate of Interest on Loans</b>	<b>9.48%</b>	<b>9.05%</b>	<b>9.05%</b>

\* In case of Foreign Loans, the calculation in Indian Rupee is to be furnished. However, the calculation in Original currency is also to be furnished

  
Director (Operation)  
UJVN Ltd.  
"Ujjwal", Maharani Bagh,  
Dehradun

Name of Generating Company  
Name of Generating Station

UJVN Ltd.  
Dhalipur HEP

### Form: F- 9.3

### Calculation of Interest on Normative Loan

Particulars	Previous Year (n-1)	Current Year (n)	Ensuing Year (n+1)
	2024-25	2025-26	2026-27
	(Actuals/Audited)	Actual & Estimated	RE
Gross Normative Loan - Opening	161.74	188.22	207.66
Cumulative payments of Normative Loan upto Previous Year			
Net Normative Loan - Opening	128.51	144.25	151.01
Increase or Decrease during the year	26.48	19.43	31.60
Less: Repayment of Normative Loan during the year	10.74	12.67	13.99
Net Normative Loan - Closing	144.25	151.01	168.62
Average Normative Loan	136.38	147.63	159.82
Weighted Average Rate of Interest on Actual Loan on Annual Basis	9.48%	9.05%	9.05%
Interest on Normative Loan	12.925	13.360	13.033

  
Director (Operation)  
UJVN Ltd.  
"Ujjwal", Maharani Bagh,  
Dehradun

Name of Generating Company  
Name of Generating Station

UJVN Ltd.  
Dhalipur HEP

### Form: F- 10

#### Details of Interest on Working Capital

Sl.No.	Particulars	Previous Year (n-1)	Current Year (n)			Ensuing Year (n+1)	Remarks
		2024-25	2025-26			2026-27	
		(Actuals/Audited)	Apr-Sep (Actual)	Oct-Mar (Estimated)	Total (April - March)	RE	
1	O & M expenses - 1 month	1.74			1.87	2.00	
2	Spare (15% of O&M Expenses)	3.13			3.36	3.60	
3	Receivables- 2 months	9.34			10.32	10.98	
4	Total Working Capital (1+2+3)	14.22			15.55	16.58	
5	Normative Interest Rate (%)	12.07%			12.38%	12.39%	
6	Normative Interest on Working Capital (4 X 5)	1.72			1.93	2.05	

  
Director (Operation)  
UJVN Ltd.  
"Ujjwal", Maharani Bagh,  
Dehradun



Name of Generating Company  
Name of Generating Station

UJVN Ltd.  
Dhalipur HEP

**Form: F- 11**  
**Details of Operation & Maintenance**

S. No.	Particulars	Previous Year (n-1)	Current Year (n)			Ensuing Year (n+1)	Remarks
		2024-25	2025-26			2026-27	
		(Actuals/Audited)	Apr-Sep (Actual)	Oct-Mar (Estimated)	Total (April - March) Projections	RE	
<b>a)</b>	<b>Repair and Maintenance Expenses</b>						
1	- Plants and Machinery	2.76	2.83	0.56	3.38	3.74	
2	- Buildings	1.32	0.93	0.18	1.12	1.23	
3	- Major Civil Works	0.52	0.07	0.01	0.08	0.09	
4	- Hydraulic Work	0.88	0.41	0.08	0.49	0.54	
5	- Lines Cables Networks etc.	0.06	0.03	0.01	0.04	0.05	
6	- Vehicles	0.01	0.00	0.00	0.00	0.00	
7	- Furnitures and Fixtures	0.00	0.00	0.00	0.00	0.00	
8	- Office Equipment & Other Items	0.12	0.27	0.05	0.32	0.38	
9	- Lubricant	0.01	0.00	0.00	0.00	0.00	
10	- Cost of Good Sold	0.00	-	-	-	-	
	<b>Sub-Total</b>	<b>5.672</b>	<b>4.55</b>	<b>0.89</b>	<b>5.44</b>	<b>6.02</b>	
<b>b)</b>	<b>Administrative Expenses</b>						
1	- Insurance	0.74	0.70	0.05	0.75	0.78	
2	- Rent	0.00	-	0.00	0.00	0.00	
3	- Electricity Charges	0.01	0.00	0.01	0.01	0.01	
4	- Travelling and conveyance	0.06	0.03	0.03	0.06	0.06	
5	- Staff Car	0.38	0.27	0.12	0.39	0.41	
6	- Telephone, telex and postage	0.06	0.02	0.04	0.06	0.06	
7	- Advertising	0.09	0.04	0.00	0.09	0.10	
8	- Entertainment	0.01	0.00	0.00	0.01	0.01	
9	- Corporate mgmt expenses	-	-	-	-	-	
10	- Legal Expenses	0.06	0.01	0.05	0.06	0.07	
11	- Consultancy charges	0.03	0.16	0.10	0.26	0.27	
12	- Professional Charges	-	-	-	-	-	
13	- Printing & Stationery	0.05	0.03	0.03	0.05	0.06	
14	- Audit fees Other	0.02	-	0.02	0.02	0.02	
15	- Statutory Audit Fees	0.00	0.01	0.00	0.01	0.01	
16	- Security Expenses	1.00	0.52	0.52	1.04	1.07	
17	- Rect. & Training Exp.	0.02	0.01	0.01	0.03	0.03	
18	- Fees & Subscription	0.01	0.01	0.00	0.01	0.01	
19	- House Keeping Expenses	0.10	0.52	0.10	0.62	0.65	
20	- ERP Expenses (Note Below)	0.12	0.01	0.11	0.12	0.13	
21	- Guest House Expenses	0.04	0.02	0.01	0.04	0.04	
22	- CSR Expenses	0.07	0.05	0.01	0.07	0.07	
23	- Others (specify elements)	0.04	0.04	0.00	0.05	0.05	
24	- Profit on Sale of Scrap	(0.05)	-	-	-	-	
25	- Loss on Sale of Store/Scrap	0.00	-	-	-	-	
	<b>Sub-Total</b>	<b>3.010</b>	<b>2.47</b>	<b>1.39</b>	<b>3.87</b>	<b>4.01</b>	
<b>c)</b>	<b>Employee Cost</b>						
1	- Basic Salaries	5.02	3.01	3.46	5.47	5.89	
2	- Dearness Allowance	2.61	1.33	1.47	2.80	2.99	
3	- Other Allowances	0.31	0.15	0.18	0.34	0.36	
4	- Bonus/Ex-gratia and Incentives	0.04	-	0.04	0.04	0.05	
5	- Staff welfare expenses	0.53	0.30	0.27	0.57	0.61	
6	- Medical Allowances	0.10	0.05	0.05	0.10	0.11	
7	- Others Expenses (specify elements)	(0.00)	0.00	-	0.00	0.00	
8	- Terminal Benefits	1.16	0.69	0.66	1.25	1.33	
9	- Vii Pay Commission Arrear	-	-	-	-	-	
10	- GPF Trust Interest	0.12	-	0.13	0.13	0.13	
11	- Leave encashment - actuarial valuation	0.06	-	1.03	1.03	1.10	
12	- Medical leave - actuarial valuation	0.18	-	0.20	0.20	0.21	
13	- Gratuity Expense - AS per Ind AS (PL Account)	0.17	-	0.18	0.18	0.20	
14	- Gratuity Expense - AS per Ind AS - (For OCI)	-	-	-	-	-	
15	- Generation Incentive	-	-	-	-	-	
16	- Staff Electricity Expenses	-	-	-	-	-	
	<b>Sub-Total</b>	<b>12.214</b>	<b>5.44</b>	<b>7.68</b>	<b>13.12</b>	<b>13.98</b>	
<b>d)</b>	<b>Other Expenses</b>						
	Colony Supply and concessional supply	-	-	-	-	0.000	
	<b>Sub-Total</b>	<b>-</b>	<b>-</b>	<b>-</b>	<b>-</b>	<b>0.000</b>	
	<b>Total O&amp;M Expenses</b>	<b>20.896</b>	<b>12.46</b>	<b>9.97</b>	<b>22.427</b>	<b>24.001</b>	
	Less: O&M Expenses Capitalised						
	<b>Net O&amp;M Expenses</b>	<b>20.896</b>	<b>12.46</b>	<b>9.97</b>	<b>22.43</b>	<b>24.00</b>	

  
Director (Operation)  
UJVN Ltd.  
"Ujjwal", Maharani Bagh,  
Dehradun

Name of Generating Company  
Name of Generating Station

UJVN Ltd.  
Dhalipur HEP

**Form: F-11.1**  
**Details of Repair & Maintenance**

S.No.	Particulars	Previous Year (n-1)	Current Year (n)			Ensuing Year (n+1)	Remarks
		2024-25  (Actuals/Audited)	Apr-Sep (Actual)	Oct-Mar (Estimated)	Total (April - March)Projection	2026-27  RE	
1	Plants and Machinery	2.76	2.83	0.56	3.38	3.74	
2	Buildings	1.32	0.93	0.18	1.12	1.23	
3	Major Civil Works	0.52	0.07	0.01	0.08	0.09	
4	Hydraulic Work	0.88	0.41	0.08	0.49	0.54	
5	Lines Cables Networks etc.	0.06	0.03	0.01	0.04	0.05	
6	Vehicles	0.01	0.00	0.00	0.00	0.00	
7	Furnitures and Fixtures	0.00	0.00	0.00	0.00	0.00	
8	Office Equipment & Other Items	0.12	0.27	0.05	0.32	0.36	
9	Lubricant	0.01	0.00	0.00	0.00	0.00	
10	-Cost of Good Sold	0.00	-	-	-	-	
	Total R&M	5.672	4.55	0.89	5.44	6.02	

  
Director (Operation)  
UJVN Ltd.  
"Ujwal", Maharani Bagh,  
Deliradun

Name of Generating Company.  
Name of Generating Station

UJVN Ltd.  
Dhalipur HEP

**Form: F-11.2**  
**Details of Employee Expenses**

(Rs. Crore)									
		Particulars	Previous Year (n-1)	Current Year (n)			Ensuing Year (n+1)		Remarks
	S.No		2024-25	2025-26			2026-27		
			(Actuals/Audited)	Apr-Sep (Actual)	Oct-Mar (Estimated)	Total (April - March) Projection	RE		
A		Employee's Cost							
	1	- Basic Salaries	6.02	3.01	3.46	6.47		6.89	
	2	- Dearness Allowance	2.61	1.33	1.47	2.80		2.99	
	3	- Other Allowances	0.31	0.15	0.18	0.34		0.36	
	4	- Bonus/Ex-gratia and Incentives	0.04	-	0.04	0.04		0.05	
	5	- Staff welfare expenses	0.53	0.30	0.27	0.57		0.61	
	6	- Medical Allowances	0.10	0.05	0.05	0.10		0.11	
	7	Others Expenses (specify elements)	(0.00)	0.00	-	0.00		0.00	
	8	- Terminal Benefits	1.16	0.59	0.66	1.25		1.33	
	9	- VII Pay Commission Arrear	-	-	-	-		-	
	10	- GPF Trust Interest	0.12	-	0.13	0.13		0.13	
	11	- Leave encashment -actuarial valuation	0.96	-	1.03	1.03		1.10	
	12	- Medical leave -actuarial valuation	0.18	-	0.20	0.20		0.21	
	13	Gratuity Expense - AS per Ind AS (PL Account)	0.17	-	0.18	0.18		0.20	
	14	Gratuity Expense - AS per Ind AS - (For OCI)	-	-	-	-		-	
	15	- Generation Incentive	-	-	-	-		-	
	16	- Staff Electricity Expenses	-	-	-	-		-	
		Employee expenses	12.21	5.44	7.68	13.12		13.98	

(Rs. Crore)



Name of Generating Company  
Name of Generating Station

UJVN Ltd.  
Dhalipur HEP

**Form: F- 11.3**

**Details of Administration & General Expenses**

Details of Administration & General Expenses							(Rs. Crore)
S.No	Particulars	Previous Year (n-1)	Current Year (n)			Ensuing Year (n+1)	Remarks
		2024-25	2025-26		2025-27		
		(Actuals/Audited)	Apr-Sep (Actual)	Oct-Mar (Estimated)	Total (April - March) Projection		
A	Administrative Expenses						
1	- Insurance	0.74	0.70	0.05	0.75	0.78	
2	- Rent	0.00	-	0.00	0.00	0.00	
3	- Electricity Charges	0.01	0.00	0.01	0.01	0.01	
4	- Travelling and conveyance	0.06	0.03	0.03	0.06	0.06	
5	- Staff Car	0.36	0.27	0.12	0.39	0.41	
6	- Telephone, telex and postage						
7	- Advertising	0.05	0.02	0.04	0.06	0.06	
8	- Entertainment	0.09	0.04	0.06	0.09	0.10	
9	- Corporate mgmt expenses	0.01	0.00	0.00	0.01	0.01	
10	- Legal Expenses	-	-	-	-	0.00	
11	- Consultancy charges	0.06	0.01	0.05	0.06	0.07	
12	- Professional Charges	0.03	0.16	0.10	0.26	0.27	
13	- Printing & Stationery	-	-	-	-	0.00	
14	- Audit fees Other	0.05	0.03	0.03	0.05	0.06	
15	- Statutory Audit Fees	0.02	-	0.02	0.02	0.02	
16	- Security Expenses	0.00	0.01	0.00	0.01	0.01	
17	- Rect. & Training Exp.	1.00	0.52	0.52	1.04	1.07	
18	- Fees & Subscription	0.02	0.01	0.01	0.03	0.03	
19	- House Keeping Expenses	0.01	0.01	0.00	0.01	0.01	
20	- ERP Expenses(Note Below)	0.10	0.52	0.10	0.62	0.65	
21	- Guest House Expenses	0.12	0.01	0.11	0.12	0.13	
22	- CSR Expenses	0.04	0.02	0.01	0.04	0.04	
23	- Others (specify elements)	0.07	0.05	0.01	0.07	0.07	
24	- Profit on Sale of Scrap	0.04	0.04	0.00	0.05	0.05	
25	- Loss on Sale of Store/Scrap	(0.00)	-	-	-	0.00	
26	- Regulatory Fee	0.00	-	-	-	0.00	
		0.11	-	0.11	0.11	0.11	
H	A&G Expenses	3.01	2.47	1.39	3.87	4.01	

Name of Generating Company

UJVN Ltd.

Name of Generating Station

Dhalipur HEP

**Form: F-12****Non Tariff Income**

(Figures in Rs Crore)

Sl. No.	Description	Previous Year (n-1)	Current Year (n)			Ensuing Year (n+1)
		(Actuals/ Audited)	Apr-Sep (Actual)	Oct-Mar (Estimated)	Total (April - March)	Projected
1	Interest (Fixed Deposits)-62.223	0.00				
2	Interest-Others -62.230	0.02				
3	Delayed Payment Charges from Consumers - 62.250	0.00				
4	Interest From Bank Other Than Int on FD - 62.270	0.05				
5	Profit on Sales of Store -62.330	0.00				
6	Sale of Tender Forms-62.361	0.03				
7	Balance Misc. Receipt-62.369	0.08				
8	Receipts frm Deputation employee- Leave Encash	0.01				
9	Receipts frm Deputation employee- Gratuity	0.00				
10	Gain on Sales OF Asset-62.401	0.00				
11	Rent From Staff -62.901	0.00				
12	Rent From Contractors -62.902	0.00				
13	Rent From Guest House 62.903	0.01				
14	Recon Transp&Veh Exp (Ot Th. Reco Fr Staf)- 62.910	0.00				
15	S.Credit Balance Written Back -62.912	0.00				
16	Penalti for Delay in Supp.Exec. of Works- 62.917	0.66				
17	Other Excess Prov in Prior Period--65.8	0.00				
18	Other Income Relating to Prior Period -65.9	0.00				
19	Rebate Income on Solar 62.918	0.00				
		0.87			0.86	0.86
	<b>Total</b>	<b>0.870</b>			<b>0.86</b>	<b>0.86</b>

  
 Director (Operation)  
 UJVN Ltd.  
 "Ujjwal", Maharani Bagh,  
 Dehradun

Name of Generating Company  
Name of Generating Station

UJVN Ltd.  
Dhalipur HEP

Form: F- 13

### Summary of Truing Up

Previous Year (n-1)		2024-25		(Rs. Crore)		
S. No.	Particulars	Approved	Actual	Deviation	Controllable	Uncontrollable
A.	Net Annual Fixed Charges					
1	Interest on Loan (Including Interest on Normative Loans)	8.21	12.92	(4.71)		
2	Depreciation	8.95	10.74	(1.79)		
3	Lease Charge			-		
4	Return on Equity	8.83	9.77	(0.94)		
5	O&M Expenses	22.77	20.90	1.87		
6	Interest on Working Capital	1.53	1.72	(0.19)		
7	Income Tax					
8	Gross Annual Fixed Charges (1+2+3+4+5+6+7)	50.29	56.05	(5.76)		
9	Less; Other Income (provide details)	0.85	0.87	(0.02)		
10	Net Annual Fixed Charges (8-9)	49.44	55.18	(5.74)		
C	Surplus/(Gap)			(5.74)		

Director (Operation)  
UJVN Ltd.  
"Ujjwal", Maharani Bagh,  
Dehradun



Name of Generating Company  
Name of Generating Station

UJVN Ltd.  
Dhalipur HEP

**Form: F-14**

**Statement showing Return on Equity:**

(Figures in Rs Crore)

Sl.No	Particulars	2024-25	2025-26	2026-27
(1)	(2)	(3)	(4)	(5)
	Opening Equity	63.02	74.28	82.61
	Add: Increase due to addition during the year / period	11.27	8.33	13.54
	Less: Decrease due to de-capitalisation during the year / period	0.02		
	Less: Decrease due to reversal during the year / period			
	Add: Increase due to discharges during the year / period			
	Closing Equity	74.28	82.61	96.15
	Average Equity	68.65	78.44	89.38
	Rate of ROE	15.50%	15.50%	15.48%
	Return on Equity	10.64	12.16	13.84

**Petitioner**

  
Director (Operation)  
UJVN Ltd.  
"Ujjwal", Maharani Bagh,  
Dehradun

Name of Generating Company  
Name of Generating Station

UJVN Ltd.  
Dhalipur HEP

Form: F-14A

### Return on Equity

S.No.	Item	Previous Year (n-1)	Current Year (n)			Ensu ing Year (n+1)	Remarks
			Apr-Sep (Actual)	Oct-Mar (Estimate d)	Total (April - March)		
1	Equity at the beginning of the year	63.02			74.28	82.61	
2	Capital Expenditure	37.75			27.76	45.15	
3	Equity portion of capital expenditure	11.27			8.33	13.54	
4	Equity at the end of the year	74.28			82.61	96.15	
	<b>Return Computation</b>						
5	Return on Equity on Opening Balance of Equity	15.50%			15.50%	15.48%	
		9.77			11.51	12.79	

# **Annexure-1**



## Annual Report on Technical Performance of Dhalipur HEP

### 1.1 Overview

1.1.1 The petitioner in compliance of the relevant Regulations of UERC (Terms and Conditions for determination of Multi Year Tariff) Regulations, 2021 & UERC (Terms and Conditions for determination of Multi Year Tariff) Regulations, 2024 is providing information with regard to the operational performance related to technical parameters of Dhalipur Hydro Power Station.

The operational parameters considered are:

- (a) Gross generation
- (b) AUX (Auxiliary consumption and Transformation losses)
- (c) Plant Availability factor (PAF)

1.1.2 The information provided in this chapter relates to operational performance:

- Actual in FY 2024-25 and 2025-26 (30.09.2025)
- Expected in FY 2025-26 & projected for FY 2026-27.

### 1.2 Power Station Description

1.2.1 The Dhalipur Power Station of 51 MW (3X17 MW) is a surface type power station and is located on the downstream of the Dhakrani Power Station at a distance of 5 km from Dhakrani Power Station on the power channel which takes off from the Dakpathar Barrage. The Power Station was commissioned during December 1965 to March 1970. The 5 km long power channel ends at 42.5 m wide and 8.8 m deep Fore bay. From fore bay, three steel lined 53 m long and 5 m dia. penstocks are laid to feed water to each of the 3 units installed in the Power Station. Water from the tail race flows into Asan River. Design head of the Power Station is 30.48 m. The Dhalipur Power Station is a low head scheme located on power channel with a design discharge of 199.2 cumecs.

1.2.2 There are three generating units having vertical Francis turbine directly coupled with synchronous generators. The generators are designed for a nominal output of 19 MVA with lagging power factor of 0.9 and class "F" insulation

  
SE (M)

  
Dhalipur

  
Director (Operation)

GJVN Ltd.  
"Ujjwal", Maharani Bagh,  
Dehradun

1.2.3 This Power Station was commissioned in the year Dec 1965 to March 1970. Due to continuous operations of machines for past 55-60 years, the efficiency of machines has substantially decreased, and availability of machines has been adversely affected in spite of best possible efforts and timely maintenance. RMU of Dhalipur was awarded in 2017 and RMU of First, Second and Third Unit has been completed on 07/06/2021, 26/10/2022 and 11/10/2023 respectively.

1.2.4 Salient features of the Power Station are provided in form F 2.3 of this petition.

### 1.3 Energy Generation

1.3.1 Actual/Expected/Projected energy generation from FY 2024-25 to FY 2026-27 is given in the table below:

**Table 1: Actual, Expected & Projected Energy**

Particulars	Norms	2024-25 (A)	2025-26 (E)	2026-27 (P)
Design Energy		182.76	223.60	223.60
Actual Generation (MU)		221.45	212.07	223.60
Auxiliary Cons. And Transformation losses (%)	0.70%/1.20%	1.56%	1.03%	1.03%
Aux. Cons. & Trans. Losses (In MU)		3.45	2.18	2.30
Dam/Barrage/STP Consumption (In MU)		0.01	0.01	0.01
Net Saleable Energy (MU)		217.98	209.87	221.29

A : Actual

E : Estimated

P: Projected

1.3.2 From the above table it is evident that gross generation was higher than approved design energy of the plant in FY 2024-25. But expected to be lower side in FY 2025-26 and equal to design energy in FY 2026-27.

1.3.3 The AUX (auxiliary consumption and transformation losses) has remained slightly higher than the normative in FY 2024-25 and expected to remain lower than the normative limit from FY 2025-26 to 2026-27.

### 1.4 Plant Availability Factor

1.4.1 The recovery of the Annual Fixed Charges is dependent on the Plant Availability achieved by the Power Station. The principle for recovery of fixed charges on the basis of the availability achieved by the plant has been introduced by the Hon'ble

Dhalipur HEP

*Signature*  
SECM

*Signature*  
DWHM

*Signature*  
Director (Operations)  
UJVNL Ltd.  
"Ujjwal", Maharani Bagh,  
Dehradun

November 2025



Commission by its regulations UERC (Terms and Conditions for Determination of Multi Year tariff) Regulations, 2021 & 2024. The petitioner has started computing this factor as per the provisions of the above regulations.

**Table 2: Plant Availability Factor**

Particulars	Norms	2024-25 (A)	2025-26 (E)	2026-27 (P)
NAPAF/PAFM (%)	61.07%	74.32%	73.09%	70.33%
	70.00%			
Planned Outages (Hrs.)	NA	2,856	2,856	2,232
Forced Outages (Hrs.)	NA	480	280	280

**1.4.2 PAFM:** The Dhalipur Power Station is very old HEP & requires more maintenance, hence, has to be shut down for longer periods to carry out maintenance. In view of the above, the Petitioner requests the Hon'ble Commission to kindly consider and approve the NAPAF of Dhalipur HEP for the FY 2025-26 and 2026-27 as 70.00 %.

**Table3: Actual & Expected PAFM (%)**

Sl. No.	Year	Apr	May	Jun	Jul	Aug	Sep	Oct	Nov	Dec	Jan	Feb	Mar	Weighted Average
1	2019-20	60.78	60.28	60.13	59.65	58.89	60.85	58.89	57.91	58.82	59.39	60.58	60.78	59.74
2	2020-21	60.78	37.51	55.56	60.78	60.78	60.78	60.78	60.07	53.00	56.42	47.27	38.77	54.38
3	2021-22	56.80	61.86	89.13	72.90	86.09	91.43	89.52	72.35	46.46	57.77	60.71	61.92	70.58
4	2022-23	61.54	61.97	58.13	63.74	62.52	59.73	70.35	89.16	61.28	60.47	58.81	35.41	61.89
5	2023-24	0.00	0.00	52.17	53.36	63.69	64.80	85.32	94.13	74.41	60.46	63.21	64.43	56.33
6	2024-25	63.64	53.38	69.08	85.24	96.66	98.33	94.45	72.50	65.45	63.37	61.85	66.87	74.32
7	2025-26	66.28	66.19	77.38	96.97	94.28	85.66	80.09	77.64	60.12	59.70	58.37	53.48	73.09
8	2026-27	62.15	56.23	69.08	85.24	96.66	98.33	72.97	74.72	58.80	58.90	58.12	52.26	70.33

**1.4.3 Planned Outages:** Planned outages on account of annual/capital maintenance in the FY 2024-25 to FY 2026-27 are given below. The Petitioner shall continue to lay emphasis on preventive and planned maintenance of machines for better power station availability for the year 2025-26 and onwards too for better power station availability.

*[Signature]*  
SEC(M)

*[Signature]*  
DGM(E)

*[Signature]*  
Director (Operation)  
BJVN Ltd.  
"Ujjwal", Maharani Bagh,  
Dehradun

Table 4: Planned Outages

FY	Unit No.	Date of Start	Date of Completion	No of Days	Remarks
2024-25	Unit 1	06-12-2024	27-12-2024	22	AM Completed
		01-04-2024	15-04-2024	15	AM Completed
	Unit 2	18-03-2025	31-03-2025	14	AM Continued
	Unit 3	03-01-2025	11-03-2025	68	AM Completed
2025-26	Unit 1	01-12-2025	31-12-2025	31	AM
	Unit 2	01-04-2025	26-04-2025	26	AM Completed
		03-01-2026	02-02-2026	31	AM
	Unit 3	01-03-2026	31-03-2026	31	AM
2026-27	Unit 1	01-12-2026	31-12-2026	31	AM
	Unit 2	03-01-2027	02-02-2027	31	AM
	Unit 3	01-03-2027	31-03-2027	31	AM

AM : Annual Maintenance CM : Capital Maintenance

*Pran Singh*  
ESCM

*Pran Singh*  
ESCM

*Pran Singh*  
Director (Operation)  
UJVN Ltd.  
"Ujjwal", Maharani Bagh,  
Dehradun



# **Annexure-2**

UJVN Limited, Dehradun							
Details of employees for FY. 2024-25 Actual							
Particular	HQ	10 LHPs	Vyasi	SHP	Project	Solar	Total
Opening Balance	310	1136	67	127	164	4	1808
Recruitment during year	10	34	2	11	12	0	69
Seperation (Retirement/ Resignation/ Death) etc.(Including employees retired on 31.03.2025)	18	53	1	7	5	0	84
Total after recruitment & retirement etc.	302	1117	68	131	171	4	1793
No of inward / outward transfer (Net)	+13	-17	+2	-3	+5	0	0
*Closing balance after internal transfer during Year (Actual)	315	1100	70	128	176	4	1793
Details of employees for FY. 2025-26 (From 01-04-2025 to 30-09-2025) (Actual)							
Particular	HQ	10 LHPs	Vyasi	SHP	Project	Solar	Total
Opening Balance	315	1100	70	128	176	4	1793
Recruitment during year	0	24	2	0	0	0	26
Seperation (Retirement/ Resignation/ Death) etc	4	20	1	3	1	0	29
Total after recruitment & retirement etc.	311	1104	71	125	175	4	1790
No of inward / outward transfer (Net)	+6	-5	0	-4	+3	0	0
*Closing balance after internal transfer during Year (Actual)	317	1099	71	121	178	4	1790
Details of employees for FY. 2025-26 (From 01-10-2025 to 31-03-2026) (Projected)							
Particular	HQ	10 LHPs	Vyasi	SHP	Project	Solar	Total
Opening Balance	317	1099	71	121	178	4	1790
Recruitment during year	10	72	2	15	23	0	122
Seperation (Retirement/ Resignation/ Death) etc	4	11	1	3	1		20
Total after recruitment & retirement etc.	323	1160	72	133	200	4	1892
Details of employees for FY. 2025-26 (Projected)							
Particular	HQ	10 LHPs	Vyasi	SHP	Project	Solar	Total
Opening Balance	315	1100	70	128	176	4	1793
Recruitment during year	10	96	4	15	23	0	148
Seperation (Retirement/ Resignation/ Death) etc	8	31	2	6	2	0	49
No of inward / outward transfer (Net)	+6	-5	0	-4	+3	0	0
Total after recruitment & retirement etc.	323	1160	72	133	200	4	1892
Details of employees for FY. 2026-27 (Projected)							
Particular	HQ	10 LHPs	Vyasi	SHP	Project	Solar	Total
Opening Balance	323	1160	72	133	200	4	1892
Recruitment during year	21	75	4	16	35	0	151
Seperation (Retirement/ Resignation/ Death) etc	15	34	1	8	2	0	60
Total after recruitment & retirement etc.	329	1201	75	141	233	4	1983

\*This Figure Indicates Cumulative Effect of Internal Nigam Transfer among HP/HQ/SHP/Project/Solar

Note:- Manager Environment included in HQ

*[Handwritten signatures]*

*[Handwritten signature]*

Director (Operation)  
UJVN Ltd.  
"Ujjwasi", Maharani Bagh,  
Dehradun

Details of total employees in UJVN Limited, Dehradun				
Particular	FY.2024-25 (Actual)	FY.2025-26 (From April 2025 to September 2025) (Actual)	Total for FY. 2025-26 (From October 2025 to March 2026 (Projection)	FY.2025-26 (Projected)  FY.2026-27 (Projected)
Opening balance	1808	1793	1790	1793
Recruitment during year	69	26	122	148
Retirement etc.	84	29	20	49
Closing balance	1793	1790	1892	1892
				151
				60
				1983

Details of employees (HQs & LHPs) in UJVN Limited, Dehradun				
Particular	FY.2024-25 (Actual)	FY.2025-26 (From April 2025 to September 2025) (Actual)	Total for FY. 2025-26 (From October 2025 to March 2026 (Projection)	FY.2025-26 (Projected)  FY.2026-27 (Projected)
Opening balance	1446	1415	1416	1415
Recruitment during year	44	24	82	106
Retirement etc.	71	24	15	39
Internal Transfer Cumulative Effect	-4	1	0	1
Total after recruitment & retirement etc.	1419	1415	1483	1483
Closing balance after internal transfer effect during Year (F24-25) (Actual)	1415	1416		1530

Note:- Manager Environment included in HQ

Net Internal Transfer Cumulative Effect of FY 2025-26 (April 2025 to September 2025)

Director (Operation)  
UJVN Ltd.  
"Ujjwal", Maharani Bagh,  
Dehradun

*[Handwritten signatures and initials]*



वर्ष 2024-25 में नियुक्त कार्मिकों का विवरण

क्र०सं०	पदनाम	नियुक्त कार्मिकों की संख्या	भर्ती का स्रोत	नियुक्त कार्मिकों का विवरण					
				मुख्यालय	एल०एच०पी०	व्यासी परियोजना	एस०एच०पी०	परियोजनायें	कुल
01	अवर अभियन्ता (वि०एवंयौ०)	24	सीधी भर्ती	0	18	02	04	0	24
02	अवर अभियन्ता (जानपद)	25	सीधी भर्ती	03	06	0	05	11	25
03	कार्यालय सहायक (तृतीय)	16	14 सीधी भर्ती एवं 02 मृतक आश्रित	07	06	0	02	01	16
04	तकनीशियन ग्रेड- II (वि०एवंयौ०)	03	02 सीधी भर्ती एवं 01 मृतक आश्रित	0	03	0	0	0	03
05	श्रमिक	01	मृतक आश्रित	0	01	0	0	0	01
	योग	69		10	34	02	11	12	69

वर्ष 2025-26 में भर्ती के पदों का विवरण

क्र० सं०	पदनाम	वास्तविक 01.04.25 से 30.09.25	प्रस्तावित 01.10.25 से 31.03.26	01.04.25 से 31.03.26	प्रस्तावित एवं वास्तविक पदों की तैनाती का विवरण					
					मुख्यालय	एल०एच०पी०	व्यासी परियोजना	एस०एच०पी०	परियोजनायें	कुल
01	जियोलाजिस्ट	0	02	02	01	0	0	0	01	02
02	सहायक अभियन्ता (सू०एवंप्रौ०)	0	01	01	01	0	0	0	0	01
03	सहायक अभियन्ता (वि०एवंयौ०)	0	13	13	0	11	0	02	0	13
04	तकनीशीयन ग्रेड- II (विद्युत)	24	35	59	0	52	03	04	0	59
05	अवर अभियन्ता (वि०एवंयौ०)	0	20	20	0	15	0	05	0	20
06	अवर अभियन्ता (जानपद)	0	25	25	02	04	0	02	17	25
07	सहायक लेखाकार	0	02	02	01	01	0	0	0	02
	प्रारूपकार	0	04	04	0	01	0	0	03	04
08	कार्यालय सहायक-तृतीय	01	20	21	05	11	01	02	02	21
09	श्रमिक	01	0	01	0	01	0	0	0	01
	कुल	26	122	148	10	96	04	15	23	148

*(Handwritten signature)*

*(Handwritten signature)*

Director (Operation)  
UJVN Ltd.  
"Ujjwal", Maharani Bagh,  
Dehradun

वर्ष 2026-27 में प्रस्तावित सीधी भर्ती के पदों का विवरण।

क्र०सं०	पदनाम	प्रस्तावित रोजगार सृजन हेतु पदों की संख्या (राज्य सरकार द्वारा पदों को अनफ्रीज किये जाने की प्रत्याशा में)	मुख्यालय	एल० एच० पी०	व्यासी परियोजना	एस० एच० पी०	परियोजनायें	कुल
	प्रबन्धक पर्यावरण	01	0	0	0	0	01	01
01	सहायक अभियन्ता (वि०एच०पी०)	07	0	05	01	01	0	07
02	सहायक अभियन्ता (जानपद)	12	0	02	0	0	10	12
	कार्मिक अधिकारी	02	01	0	01	0	0	02
04	विधी अधिकारी	01	01	0	0	0	0	01
05	लेखाधिकारी	11	02	07	0	02		11
	आर०एण्डआर० अधिकारी	01	0		0		01	01
06	अवर अभियन्ता (वि०एच०पी०)	15	0	10	02	03	0	15
07	अवर अभियन्ता (जानपद)	25	02	03	0	02	0	25
	सहायक लेखाकार	09	02	06	0	01		09
08	आशुलिपिक ग्रेड-तृतीय	19	07	07	0	01	04	19
09	कार्यालय सहायक-तृतीय	20	06	10	0	03	01	20
10	तकनीशीयन ग्रेड- II (विद्युत)	28	0	25	0	03	0	28
	कुल	151	21	75	04	16	35	151

*Handwritten signatures and initials in blue ink.*

*Handwritten signature in blue ink.*

Director (Operation)  
UJVN Ltd.  
"Ujjwal", Maharani Bagh,  
Dehradun

# **Annexure-3**



## **Note on Insurance coverage of Operational Hydro Power Plants of UJVNL**

1. UJVNL purchased the Insurance Policies for the FY 2025-26 through L1 bidder M/s Oriental Insurance at a total cost of Rs. 21,58,65,901/- + GST.
2. The Industrial All Risk (IAR) Policy of hydroelectric plants are on the sum insured of Rs 10031.74 Cr. (LHPs & SHPs) and the Re-instatement value (RIV) of LHPs are –  
Chibro, Khodri, Dhakrani, Dhalipur, Kulhal Kalagarh & Khatima LHPs- Rs. 5.00 Cr/MW  
MB-I, MB-II & Chilla LHPs – Rs. 7 Cr / MW  
Vyasi- 9.5 Cr/MW
3. Post Teesta-III incidence in Oct 2023, all the insurance companies governed by reinsurer GIC-Re, eliminate the GLOF and imposed AOG limit ranging from 7% to 75% of the sum insured value on all Hydro Power Plants in India. Accordingly, M/s Oriental Insurance Company Limited (L-1 bidder) provided AOG limit of 225 Cr. (AOO) /300 Cr. (Aggregate) to UJVNL in FY 2025-26 considering MB-II HEP as a base plant (Top Location) to arrive at AOG limit
4. Low RIV of UJVNL hydro plants in comparison to current market RIV ranging from 10-12 Cr./MW leads to under insurance deduction. Therefore, to minimise the impact of under-insurance deductible and to increase the AOG limit, RIV of plants may be increase. Increase in RIV may result nominal increase in tariff.
5. Therefore, to minimize the tariff impact, it is proposed to adopt a five-year plan to gradually align the sum insured with the prevailing market benchmark by the FY 2030-31. The proposed roadmap is as follows:

(All figure in Rs. Cr.)

FY	Estimated premium without Taxes	Total Sum insured of all 21 plants (MD+BI)	Proposed Trajectory increase
2026-27	25.78	10943.74	Increase in RIV - MB-II HEP from Rs. 7.0Cr./MW to Rs. 10.0 Cr./MW Inclusion of MBD Coverage – For Galogi, Dunao, Pilangad, Urgam & Suringad SHPs
2027-28	29.92	12424.44	Increase in RIV - Chibro, Khodri, Dhalipur, Dhakrani, Kulhal, Ramganga & Khatima HEPs including Mohd. Pur, Pathri & Galogi SHPs – Rs. 5 Cr./Mw to Rs. 7 Cr./MW
2028-29	33.18	13561.94	Increase in RIV - Chibro, Khodri, Dhalipur, Dhakrani, Kulhal, Ramganga, Khatima & MB-I HEP and Mohd. Pur, Pathri & Galogi SHPs – Rs. 7 Cr./Mw to Rs. 8 Cr./MW
2029-30	36.39	14543.29	Increase in RIV - Chibro, Khodri, Dhalipur, Dhakrani, Kulhal, Ramganga, Khatima & MB-I HEP and Mohd. Pur, Pathri & Galogi SHPs – Rs. 8 Cr./Mw to Rs. 9 Cr./MW
2030-31	39.56	15585.77	Increase in RIV - Chibro, Khodri, Dhalipur, Dhakrani, Kulhal, Ramganga, Khatima, Vyasi & MB-I HEP and Mohd. Pur, Pathri & Galogi SHPs – Rs. 9 Cr./Mw to Rs. 10 Cr./MW

Note:

1. The premium has been estimated in accordance with permlles rate of current policy, premium may vary in accordance to RIV and pervious reported claims.
2. Assessment of Act of GOD(AOG) limit for all phases will be Rs 257 Cr. (Any one Occurrence) and Rs 347 Cr. (Aggregate) as per circular of New India Assurance Company limited.

Submitted for kind perusal & consideration of the Hon'ble Commission.

*[Signature]*  
BZ

*[Signature]*

Director (Operation)  
UJVNL Ltd.  
"Ujjwal", Maharani Bagh,  
Dehradun

# **Annexure-4**


[Interest Rates](#) | [Deposit Rates](#) | [Loan Schemes - Interest Rates](#) | [SBI NRI Services - Interest Rates](#)
[Show More](#)

%

MCLR Historical Data

MCLR Historical Data

## Marginal Cost Lending Rates

Effective Date	Weighted Rate (%)						
	0Y	1Y	3Y	5Y	7Y	2Y	3Y
15.10.2025	7.90	7.90	8.30	8.65	8.75	8.80	8.85
15.09.2025	7.90	7.90	8.30	8.65	8.75	8.80	8.85
15.08.2025	7.90	7.90	8.30	8.65	8.75	8.80	8.85
15.07.2025	7.95	7.95	8.35	8.70	8.80	8.85	8.90
15.06.2025	8.20	8.20	8.55	8.90	9.00	9.05	9.10
15.05.2025	8.20	8.20	8.55	8.90	9.00	9.05	9.10
15.04.2025	8.20	8.20	8.55	8.90	9.00	9.05	9.10
15.03.2025	8.20	8.20	8.55	8.90	9.00	9.05	9.10
15.02.2025	8.20	8.20	8.55	8.90	9.00	9.05	9.10
15.01.2025	8.20	8.20	8.55	8.90	9.00	9.05	9.10
15.12.2024	8.20	8.20	8.55	8.90	9.00	9.05	9.10
15.11.2024	8.20	8.20	8.55	8.90	9.00	9.05	9.10
15.10.2024	8.20	8.20	8.50	8.85	8.95	9.05	9.10
15.09.2024	8.20	8.45	8.50	8.85	8.95	9.05	9.10
15.08.2024	8.20	8.45	8.50	8.85	8.95	9.05	9.10
15.07.2024	8.10	8.35	8.40	8.75	8.85	8.95	9.00
15.06.2024	8.10	8.30	8.30	8.65	8.75	8.85	8.95
15.05.2024	8.00	8.20	8.20	8.55	8.65	8.75	8.85
15.04.2024	8.00	8.20	8.20	8.55	8.65	8.75	8.85
15.03.2024	8.00	8.20	8.20	8.55	8.65	8.75	8.85
15.02.2024	8.00	8.20	8.20	8.55	8.65	8.75	8.85
15.01.2024	8.00	8.20	8.20	8.55	8.65	8.75	8.85
15.12.2023	8.00	8.20	8.20	8.55	8.65	8.75	8.85
15.11.2023	8.00	8.15	8.15	8.45	8.55	8.65	8.75
15.10.2023	8.00	8.15	8.15	8.45	8.55	8.65	8.75
15.09.2023	8.00	8.15	8.15	8.45	8.55	8.65	8.75
15.08.2023	8.00	8.15	8.15	8.45	8.55	8.65	8.75
15.07.2023	8.00	8.15	8.15	8.45	8.55	8.65	8.75
15.06.2023	7.95	8.10	8.10	8.40	8.50	8.60	8.70
15.05.2023	7.95	8.10	8.10	8.40	8.50	8.60	8.70
15.04.2023	7.95	8.10	8.10	8.40	8.50	8.60	8.70
15.03.2023	7.95	8.10	8.10	8.40	8.50	8.60	8.70
15.02.2023	7.95	8.10	8.10	8.40	8.50	8.60	8.70
15.01.2023	7.85	8.00	8.00	8.30	8.40	8.50	8.60
15.12.2022	7.85	8.00	8.00	8.30	8.40	8.50	8.60
15.11.2022	7.60	7.75	7.75	8.05	8.05	8.25	8.35
15.10.2022	7.60	7.60	7.60	7.90	7.95	8.15	8.25
15.09.2022	7.35	7.35	7.35	7.65	7.70	7.90	8.00
15.08.2022	7.35	7.35	7.35	7.65	7.70	7.90	8.00
15.07.2022	7.15	7.15	7.15	7.45	7.50	7.70	7.80
15.06.2022	7.05	7.05	7.05	7.35	7.40	7.60	7.70
15.05.2022	6.85	6.85	6.85	7.15	7.20	7.40	7.50
15.04.2022	6.75	6.75	6.75	7.05	7.10	7.30	7.40
15.03.2022	6.65	6.65	6.65	6.95	7.00	7.20	7.30
15.02.2022	6.65	6.65	6.65	6.95	7.00	7.20	7.30
15.01.2022	6.65	6.65	6.65	6.95	7.00	7.20	7.30
15.12.2021	6.65	6.65	6.65	6.95	7.00	7.20	7.30
15.11.2021	6.65	6.65	6.65	6.95	7.00	7.20	7.30

# **Annexure-5**









**Projected Generation Loss due to E-Flow for F.Y. 2025-27 Release by UJVN Ltd. ( as per NGT order dated 09.08.2017 and NMCG order dated 10.10.2018 and 14.09.2019 )**

Projected Generation Loss due to E-Flow for F.Y. 2026-27 Release by UJVNL Ltd. (as per NGT order dated 09.08.2017 and NMDC order dated 10.10.2015 and 14.06.2017)																																					
Name of Power Station	Apr-26			May-26			Jun-26			Jul-26			Aug-26			Sep-26			Oct-26			Nov-26			Dec-26			Jan-27			Feb-27			Mar-27			Total Loss in MU
	General (in Loss due to E-Flow in MU)	Average Flow in Cumecs	E-Flow Release (as per flow in Cumecs)	General (in Loss due to E-Flow in MU)	Average Flow in Cumecs	E-Flow Release (as per flow in Cumecs)	General (in Loss due to E-Flow in MU)	Average Flow in Cumecs	E-Flow Release (as per flow in Cumecs)	General (in Loss due to E-Flow in MU)	Average Flow in Cumecs	E-Flow Release (as per flow in Cumecs)	General (in Loss due to E-Flow in MU)	Average Flow in Cumecs	E-Flow Release (as per flow in Cumecs)	General (in Loss due to E-Flow in MU)	Average Flow in Cumecs	E-Flow Release (as per flow in Cumecs)	General (in Loss due to E-Flow in MU)	Average Flow in Cumecs	E-Flow Release (as per flow in Cumecs)	General (in Loss due to E-Flow in MU)	Average Flow in Cumecs	E-Flow Release (as per flow in Cumecs)	General (in Loss due to E-Flow in MU)	Average Flow in Cumecs	E-Flow Release (as per flow in Cumecs)	General (in Loss due to E-Flow in MU)	Average Flow in Cumecs	E-Flow Release (as per flow in Cumecs)							
Chobra	72.46	10.87	7.24	72.46	10.87	7.22	72.46	10.87	7.22	72.46	10.87	7.22	72.46	10.87	7.22	72.46	10.87	7.22	72.46	10.87	7.22	72.46	10.87	7.22	72.46	10.87	7.22	72.46	10.87	7.22	72.46	10.87	7.22	69.431			
Khodri	72.46	10.87	3.41	72.46	10.87	3.38	72.46	10.87	3.38	72.46	10.87	3.38	72.46	10.87	3.38	72.46	10.87	3.38	72.46	10.87	3.38	72.46	10.87	3.38	72.46	10.87	3.38	72.46	10.87	3.38	72.46	10.87	3.38	30.590			
Dhakrol	87.71	10.15	1.24	87.71	10.15	1.24	87.71	10.15	1.24	87.71	10.15	1.24	87.71	10.15	1.24	87.71	10.15	1.24	87.71	10.15	1.24	87.71	10.15	1.24	87.71	10.15	1.24	87.71	10.15	1.24	87.71	10.15	1.24	31.339			
Dehlipor	87.71	10.17	1.96	87.71	10.17	1.96	87.71	10.17	1.96	87.71	10.17	1.96	87.71	10.17	1.96	87.71	10.17	1.96	87.71	10.17	1.96	87.71	10.17	1.96	87.71	10.17	1.96	87.71	10.17	1.96	87.71	10.17	1.96	37.827			
Kulhai	13.03	12.11	1.34	13.03	12.11	1.38	13.03	12.11	1.38	13.03	12.11	1.38	13.03	12.11	1.38	13.03	12.11	1.38	13.03	12.11	1.38	13.03	12.11	1.38	13.03	12.11	1.38	13.03	12.11	1.38	13.03	12.11	1.38	56.279			
Tilath	52.16	11.42	10.78	52.16	11.42	10.78	52.16	11.42	10.78	52.16	11.42	10.78	52.16	11.42	10.78	52.16	11.42	10.78	52.16	11.42	10.78	52.16	11.42	10.78	52.16	11.42	10.78	52.16	11.42	10.78	52.16	11.42	10.78	62.809			
MB-II	55.58	14.01	21.80	55.58	14.01	22.40	55.58	14.01	22.40	55.58	14.01	22.40	55.58	14.01	22.40	55.58	14.01	22.40	55.58	14.01	22.40	55.58	14.01	22.40	55.58	14.01	22.40	55.58	14.01	22.40	55.58	14.01	22.40	182.151			
Chilla	442.40	83.02	12.89	442.40	83.02	12.89	442.40	83.02	12.89	442.40	83.02	12.89	442.40	83.02	12.89	442.40	83.02	12.89	442.40	83.02	12.89	442.40	83.02	12.89	442.40	83.02	12.89	442.40	83.02	12.89	442.40	83.02	12.89	124.509			
Vijai	28.87	4.40	0.13	28.87	4.40	0.13	28.87	4.40	0.13	28.87	4.40	0.13	28.87	4.40	0.13	28.87	4.40	0.13	28.87	4.40	0.13	28.87	4.40	0.13	28.87	4.40	0.13	28.87	4.40	0.13	28.87	4.40	0.13	1.199			
Grand Total			60.78			38.72			38.72			38.72			38.72			38.72			38.72			38.72			38.72			38.72			38.72	516.16			

Remark: Assuming Generation loss at Khodri Power House as 44% of Chibro Power House.

The e-flow for Bhagirathi and Ganga River (MB-I, MB-II and Chilla) is 20%, 25% and 30% respectively for dry, lean and monsoon period whereas e-flow is 15% for other Power Houses throughout the year.

It is hereby confirmed that in the calculation of generation loss due to e-flow no other losses have been included. There is no over lapping of generation loss.

*(Signature)*  
Director (Operation)  
UJVN Ltd.

*(Signature)*  
Director (Operation)  
UJVN Ltd.

*(Signature)*  
Director (Operation)  
UJVN Ltd.

*(Signature)*  
Director (Operation)  
UJVN Ltd.

*(Signature)*  
Director (Operation)  
UJVN Ltd.  
"Ujjwal", Maharani Bagh,  
Dehradun

# **Annexure-6**



**Tentative impact on account of Water Tax in compliance to GoU Order No. 2883/II-2015/01(50)/2011 dated 07/11/2015  
in reference of Water Tax Act 2012 (Act. No. 9 of 2013)**

S.No.	Plant	Head (m)	Discharge required for full load (Cumecs)	Full Load (MW)	Discharge (Cumecs) required for 1 MW	Discharge (Cubic Meter) required for 1 MWh	Water Tax Rs./Cubic Meter as per Water Tax Registration	Water Tax (Rs./ kWh)	For one Financial Year Based on Approved Design Energy		Projection for Financial Year		
									Design Energy Generation (MU) approved by UERC	Total Water Tax (Rs. Cr.) for design energy generation	Projected Energy Generation (MU)	Total Water Tax (Rs. Cr.)	Projected Amount of Water Tax in F.Y 2024-25 for Uttarkhand Share only (Rs. Cr.)
1	DHAKRANI	19.8	199.2	33.75	5.90	21248.00	0.02	0.42	150.85	6.41	151.00	6.42	4.81
2	DHALIPUR	30.48	199.2	51	3.91	14061.18	0.05	0.70	182.76	12.85	223.60	15.72	11.79
3	CHIBRO	110	200	185	1.08	3891.99	0.1	0.39	728.11	28.34	833.30	32.43	24.32
4	KHODRI	57.9	200	80	2.50	9000.00	0.07	0.63	335.37	21.13	395.67	24.93	18.70
5	KULHAL	16	198	30	6.80	23760.00	0.02	0.48	148.91	7.08	148.91	7.08	5.68
6	RAMGANGA	84.4	285	198	1.44	5181.82	0.1	0.52	311.00	16.12	276.50	14.33	14.33
7	CHILLA	32.5	565	144	3.92	14125.00	0.05	0.71	557.62	39.38	625.00	44.14	44.14
8	TILOTH	147.5	71.4	90	0.79	2856.00	0.1	0.29	478.00	13.65	478.00	13.65	13.65
9	KHATIMA	17.98	269	41.4	6.50	23391.30	0.02	0.47	235.59	11.02	207.00	9.88	9.88
10	MB-II	247.6	142	304	0.47	1681.58	0.1	0.17	1291.00	21.71	1291.00	21.71	21.71
A	Sub Total(10 LHP's)								4419.21	177.68	4629.98	190.09	168.80
11	VYASI	111	119.78	120	1.00	3593.40	0.1	0.36	353.00	12.68	353.00	12.68	12.68
B	Sub Total (11 LHP's)								4772.21	190.37	4982.98	202.77	181.48
12	Pathri	9.75	253	20.4	12.40	44547.06	0.02	0.89	155.60	13.89	112.00	10.00	10.00
13	Mohd.pur	5.7	255	9.3	27.42	98709.68	0.02	1.97	84.92	12.82	48.00	9.48	9.48
14	Madymaheshwar	175.45	9.97	15	0.66	2368.80	1.02	2.42	65.92	15.93	32.00	7.73	7.73
C	Sub-Total (Pathri & Mohamadpur)								286.44	42.64	192.00	19.48	19.48
D	Total (UJVNL)								5058.65	233.00	5174.98	222.25	200.96

  
 Director (Operation)  
 UJVNL Ltd.  
 "Ujjwal", Maharani Bagh,  
 Dehradun

  
 AE (B&R)



# **Annexure-7**

Quarterly Progress of Investment Approval Accorded to UJVN Ltd

As on 31.10.2025

Sl. No.	Works/ Projects	Date of Investment Approval	Estimated cost (Rs Crores)	Cost approved by USRC (Rs Crores)	Scheduled date of completion	Pre-Bid Meeting Date	Technical Bid opening Date	Date of issue of LOA/LOA	Date of completion	Physical Progress (in % of total Civil works)	Physical Progress (in % of total E&M works)	Financial Progress (Rs Crores)	Remarks
<b>Capital Investment for:</b>													
1	Refurbishing of Jhari Dam	14.12.2021	35.10	35.10		As per detail enclosed		30.66		100%	100%	31.97	
2	Refurbishing of Dakasthar Barrage	29.11.2021	39.22	39.22		As per detail enclosed		38.72		100%	100%	31.99	
3	Refurbishing of Asan Barrage	14.12.2021	28.03	28.03		As per detail enclosed		5.88		100%	100%	7.48	
4	Refurbishing of Vishnubara barrage	29.11.2021	43.62	43.26		As per detail enclosed		17.05		100%	100%	19.29	
5	Refurbishing of Jodhpura Barrage	12.10.2021	69.34	68.30		As per detail enclosed		68.83		77%	100%	74.02	
6	Refurbishing of Maneri Dam	12.10.2021	73.54	73.28		As per detail enclosed		77.59		49%	100%	41.55	
			289.07	273.19				207.35	219.32			259.30	
<b>Jodhpura Barrage (Part-B)</b>													
1	Treatment of water in pens & other structures of Jodhpura Barrage, N/S- II, Uttarakhand under O&M Phase-II.	12.10.2021	3.35	3.35				2.71	2.71	100%		4.77	Completed. Due to site conditions, variation occurred in the contract and cost was reduced to Rs.4.98 Cr.
2	Consultancy Services regarding M/S Design of M30 & M25 grade concrete, third party Quality Inspection & Quality Assurance for the work of Construction of Energy Dissipating Arrangement (EDA) and abutment works at downstream of Jodhpura Barrage.	23.08.2022	5.40					0.52	0.52	40%		0.17	M/S Design of M30 & M25 grade concrete have been finalized by NCCIM. Estimated Cost approved by Hon'ble commission is 0.42 Cr.
			282.72	276.44				210.58	222.75			261.24	

Director (Operation)  
UJVN Ltd.  
"Ujjwal", Maharani Bagh,  
Dehradun

Anil Sharma  
EE

AED (est) & Mahesh D R P

**Quarterly Progress of Investment Approval According to UJVN Ltd.  
Refurbishing of Ichai Dam (DRP-3 Works)**

Sl. No.	Briefed Projects	Date of Investment Approval	Investment (Rs. Crore)	Est. approved by JTRC, Dehradun	Actual date of completion	Pre-Bid Meeting Date	Tendering Bid opening Date	Financial Bid Opening date	Bid amount (Rs. Crore)	Date of issue of Bidding	Date of completion	Physical Progress (in % of total work)	Financial Progress (in % of total work)	Remarks
1	Refurbishment of Ichai Dam (DRP-3 Works)	14.12.2021	0.50	0.50	31.05.2023	-	15.09.2023	19.10.2023	0.50	01.12.2023	27.01.2023	100%	0.49	Work Completed
2	Treatment of Hill slope behind the Ichai Dam	14.12.2021	9.50	9.50	31.03.2024	18.09.2023	21.07.2023	30-07-2023	9.32	01.10.2023	31.03.2024	100%	9.37	Work Completed
3	Special repair of 2 no. approach ways (DRP-3.4 & 3.5) and their roller bulwarks of Ichai Dam	14.12.2021	6.85	6.85	-	-	-	-	-	-	-	-	-	Removed
4	Special Repair of stairs and Railing leading to foundation gallery of Ichai Dam	14.12.2021	0.56	0.56	13.07.2023	22.07.2023	18.08.2023	09.12.2023	0.56	16.01.2024	13.08.2024	100%	0.54	Work Completed
5	Reaming/ Redrilling of existing drainage holes in the foundation gallery of Ichai Dam	14.12.2021	0.54	0.54	30.06.2023	-	15.10.2023	22.11.2023	0.42	01.12.2023	20.03.2024	100%	0.37	Work Completed
6	Repair and strengthening of Flushing Conduit Bridge at downstream of Ichai Dam	14.12.2021	0.21	0.21	27.07.2023	26.07.2023	18.08.2023	09.12.2023	0.20	16.01.2024	14.06.2024	100%	0.18	Work Completed
7	Special Repair of control room including painting, replacement of Rallings at plating area, left bank & right bank of the reservoir and reconstruction of bullet shelter and a Guard Room at Ichai Dam	14.12.2021	1.10	1.10	25.01.2023	22.07.2023	18.08.2023	09.12.2023	1.06	16.01.2024	23.06.2024	100%	1.29	Work Completed
8	Digitalization of old drawings of 'Sapta Rishi Scheme' & II Ichai Dam and Deputar Saragel	14.12.2021	0.17	0.17	-	-	-	-	-	-	-	-	-	Removed
9	Replacement of wooden sleeper with elevated access and strengthening of Pavil Bridge	14.12.2021	0.39	0.39	30.11.2023	-	09.10.2023	19.10.2023	0.39	01.12.2023	20.03.2024	100%	1.00	Work Completed
10	Construction of Watch Tower, Scanner Room, Boundary wall, water supply system and providing and firing boom barrier & eye bar at Ichai Dam	14.12.2021	1.49	1.49	15.01.2023	22.07.2023	18.08.2023	09.12.2023	1.45	16.01.2024	10.01.2024	100%	1.76	Work Completed
11	Special Repair of project approach road from Deputar to Ichai	14.12.2021	8.06	8.06	31.03.2023	10.09.2023	21.10.2023	04.04.2024	7.82	01.06.2024	13.11.2024	100%	8.28	Work Completed
12	Water Quality Analysis of reservoir water and leakage water of Ichai Dam	14.12.2021	0.01	0.01	-	-	-	-	-	-	-	-	-	Removed
13	Consultancy services for flood routing for revised design flood at Ichai Dam to check the adequacy of available floodway	14.12.2021	0.25	0.19	-	-	-	-	-	-	-	-	-	Removed



S. No.	Work/Project	Date of completion/Actual	Estimated cost (Rs. Crore)	Cost incurred to date (Rs. Crore)	Estimated date of completion	Actual start date	Technical start date	Optimised date	Estimated date (No. Crore)	Actual start date (No. Crore)	Actual end date (No. Crore)	Actual progress (in % of total work)	Actual progress (in % of total work)	Actual
14	Consultancy services for Concrete Mix Design and Second-Party Quality Assurance for production and placement of M-40 reinforced precast concrete for the work "Special repair of 3 no slipway bays (Bay no 2, 4 & 5) and their roller builders of Ichai Dam"	14.12.2021	0.25	0.25										Removed
15	Procurement of one diesel driven vehicle (7-seater) for the staff of Ichai Dam.	14.12.2021	0.10	0.10										Removed
16	Consultancy services for Second party quality assurance & inspection for the work "Special Repair of project approach road from Deekhar to Killoid". Replacement of wooden sleeper with threaded plates and strengthening of Pucca bridge" and "Repair and strengthening of Rushing Conduit Bridge at downstream of Ichai Dam". Including testing of materials/concrete etc. and providing design, drawing of the metal detecting system which would be used to replace the wooden sleeper & strengthening measures on the basis of actual designs.	14.12.2021	0.15	0.15										Removed
Total (IDM/Civil)			30.69	30.69						19.73			21.05	
1	Recommissioning of Ichai Dam (2021)													
1	Supply, installation, testing & Commissioning of 250 A.M.V. 250 kV for Ichai Dam in second Commissioning (2nd Phase)	14.12.2021	0.201	0.201	30-08-2022		30-12-2021	10-03-2022	0.262	0.26	01-04-2022	100%	100%	Work Completed
2	Procurement of train each Aprils for Ichai Dam in District Commission	14.12.2021	0.288	0.288	27-07-2022		28-02-2022	10-03-2022	0.088	0.16	28-04-2022	100%	100%	Work Completed
3	Unleash water replacement of oil beam at 100 kV point of railway span 10-02-2021 007 including repair of damaged T-joint & lock joints	14.12.2021	3.180	3.180						0.00		2%	0.00	Removed
4	Supply of LED lights for same motion gallery/Cam premises & solar street lights with complete assembly	14.12.2021	0.688	0.688	23-05-2022		12-05-2022	07-11-2022	0.471	0.86	03-01-2023	100%	100%	Work Completed
5	Overhauling and charging of water pump at S.C. gates 02 nos. of Ichai Dam	14.12.2021	0.137	0.137						0.00		8%	0.00	Removed
Total (IDM/EL&M)		TOTAL	4.46	4.46					0.84	0.86			0.86	
			35.15	35.15					8.54	30.66			31.97	

*Anil Sharma*  
EE

Director (Operation)  
UJVNL Ltd.  
"Ujjwal", Maharani Bagh,  
Dehradun

**Quarterly Progress of Investment Approval Accorded to JVVNL (DRP-II Works)**  
**Refurbishing of Dakpathar Barrage (DRP-2 Works)**

Sl. No.	Work/Project	Date of Investment Approval	Estimated cost (Rs. Crores)	Cost approved by JVVNL (Rs. Crores)	Scheduled date of completion	Date & Status of Tender Award					Physical Progress (in % of total work)	Financial Progress (Rs. Crores) (including Service Tax)	Remarks
						Pre-Bid Meeting Date	Technical Bid opening Date	Financial Bid Opening date	Tendered Cost (Rs. Crores) (including Service Tax)	Bid amount (Rs. Crores)	Date of issue of LOI/DA	Date of completion	
1	Refurbishing of Dakpathar Barrage (DRP-2 Works)												
2	Special Repair of downstream floor, energy dissipation arrangement (EDA) and placement of CC Blocks for protection of toe of EDA of Under Sluice bays (Bay No. 1 to 5) of Dakpathar Barrage.	29.11.2021	8.24	8.24	15.07.2023	29.05.2021	04.01.2022	07.01.2022	8.00	5.64	07.01.2022	19.08.2022	Work Completed
3	Special Repair of downstream floor, energy dissipation arrangement (EDA) and placement of CC Blocks for protection of toe of EDA of spillway bays (Bay No. 7 to 25) of Dakpathar Barrage.	29.11.2021	15.14	16.14	15.04.2024	29.05.2021	04.01.2022	07.01.2022	15.67	11.85	07.01.2022	25.11.2022	Work Completed
4	Special Repair and reconstruction of railing, parapet wall and inspection way of Dakpathar Barrage.	29.11.2021	0.74	0.74	09.01.2024	-	09.06.2023	26.06.2023	0.74	0.74	04.07.2023	05.07.2024	Work Completed
5	Providing fencing and caution / warning sign board around the rim of the reservoir of Dakpathar Barrage and its associated structures	29.11.2021	2.74	2.74	15.01.2023	08.10.2021	09.11.2021	15.12.2021	2.46	2.64	07.01.2022	17.01.2023	Work Completed
6	Procurement of site no. Diesel driven vehicle for official use of project cell maintenance staff	29.11.2021	0.10	0.10	-	-	-	-	-	-	-	-	Removed
7	Hydrographic survey of reservoir area of Dakpathar Barrage	29.11.2021	0.05	0.05	-	-	-	-	-	-	-	-	Removed
8	Water quality analysis of reservoir water of Dakpathar Barrage	29.11.2021	0.01	0.01	-	-	-	-	-	-	-	-	Removed
9	Structural safety audit and strengthening measures of 2 no of bridges low main / barrage bridge and one head regulator bridge at Dakpathar barrage)	29.11.2021	0.20	0.20	06.07.2022	-	-	-	0.20	0.20	07.01.2022	-	Work Completed
10	Consultancy services to check the adequacy of freeboard available at Dakpathar Barrage with respect to revised design flood" & provide suggestions regarding structural and non-structural measures of Dakpathar Barrage related to revised design flood	29.11.2021	0.23	0.23	-	-	-	-	-	-	-	-	Removed

Sl.	Work/ Projects	Date of Investment Approval	Estimated cost (Rs. Crores)	Cost approved by CBIC (Rs. Crores)	Milestone date of completion	Date & Details of Tender Award						Physical Progress (In % of total work)	Financial Progress (In % of total cost)	Remarks	
						Pre-Bid Meeting Date	Technical Bid opening Date	Financial Bid opening date	Tendered Cost (Rs. Crores) (including service Tax)	Bill amount (Rs. Crores)	Date of issue of L1/IDA				Date of completion
10	Consultancy services for Second party quality assurance and inspection for the work "Special Repair of downstream floor, energy dissipation arrangement (EDA) and placement of CC Blocks for protection of toe of EDA of Under Sluice bays and other bays (Bay No. 1 to 25) of Dakpathar Barrage"	29.11.2021	0.20	0.20	-	-	-	-	0.23	0.23	26.05.2022	100%	0.11	Work Completed	
11	Consultancy services for Second party quality assurance and inspection for the work "Construction of bridge across power channel & parallel to HA bridge of Dakpathar Barrage" including Geotechnical Investigations, Providing design, drawings, and estimation of two-lane wide steel girder bridge and testing of materials/concrete etc.	29.11.2021	0.25	0.25	-	-	-	-	-	-	-	-	-	Removed	
	Total Dakpathar (Civil) Refurbishing of Dakpathar Barrage (E&M)		28.91	28.91					27.50	20.80			24.07		
1	Upgradation of barrage gates using position feedback system, Local display and integration with existing barrage control & monitoring system at Dakpathar Barrage (Uttarakhand)	29.11.2021	0.29	0.29	20.08.2022	NA	01.02.2022	18.02.2022	0.26	0.25	19.03.2022	30.06.2022	100	0.23	Completed
2	Epoxy painting of Under Sluice gates no. 01 to 06, barrage gates no. 07 to 23 at Dakpathar barrage in district- Dehradun, Uttarakhand	29.11.2021	0.94	0.94	18.06.2022	NA	24.01.2022	11.02.2022	0.67	0.67	16.08.2022	18.08.2022	100	0.67	Completed
3	Repairing and Major Overhauling of Head Regulator Gates 01 to 05 of Dakpathar barrage.	29.11.2021	1.21	1.21	31.03.2023	08.07.2022	28.10.2022	29.10.2022	0.85	0.85	11.11.2022	16.05.2023	100	0.65	Completed
4	Repairing and overhauling of hoist mechanism of Under-Sluice gate no. 3 to 6, Barrage gate no. 07 to 17 & 19 to 23 of Dakpathar Barrage.	29.11.2021	7.77	7.77	30.4.2023	08.07.2022	22.09.2022	10.11.2022	6.15	6.15	09.12.2022	11.12.2023	100	6.15	Completed
5	Procurement of Vehicle	29.11.2021	0.1	0.1	NA	NA	NA	NA	-	0	NA	-	0	0	Removed
	Total Dakpathar (E&M)		10.31	10.31					7.95	7.92			7.92	7.92	
	Total		89.22	89.22					35.43	28.72			31.99	31.99	

Director (Operation)  
USVN Ltd.  
"Ujjwal", Maharani Bagh,  
Dehradun

Anil Kumar  
EE

Quarterly Progress of Investment Approval Accorded to UJVN Ltd

Refurbishing of Asan Barrage (DRP-I) Works

Asan Barrage (Civil)															As on 31.10.2023	
Sl. No./Work/Project	Date of Investment Approval	Estimated cost (Rs. Crores)	Cost approved by UJEC (Rs. Crores)	Scheduled Date of Completion	Pre-bid Meeting Date	Technical Bid Opening Date	Financial Bid Opening Date	Tendered Cost (Rs. Crores) including GST	Bid amount (Rs. Crores)	Date of Issue of JDA	Date of Completion	Physical Progress (in % of Total Work)	Financial Progress (in % of Total Cost)	Remarks		
1	Special Rehabilitation work of Asan Barrage and other associated structures.	14.12.2021	4.65	Dec-23	02.07.2022	28.07.2022	05.09.2022	4.52	3.45	10.11.2022	22.08.2023	100%	4.23	Work Completed		
2	Construction of bridge across power channel & parallel to HR bridge of Asan Barrage	14.12.2021	4.02	Jun-24								0%		Removed		
3	Approach road for the proposed bridge across Power Channel parallel to HR bridge of Asan Barrage	14.12.2021	0.60	Jun-24								0%		Removed		
4	Construction of two no. of each type III & type IV Residential quarters for O&M staff.	14.12.2021	2.65	Jun-24								0%		Removed		
5	Improvement of existing stores and guard rooms at Asan Barrage.	14.12.2021	0.41	May-23	NA	28.07.2022	05.09.2022	0.40	0.39	14.10.2022	31.05.2023	100%	0.39	Work Completed		
6	Providing fencing and caution /warning sign board along the reservoir & barrage.	14.12.2021	0.98	May-23	29.07.2022	24.08.2022	13.10.2022	0.95	0.78	31.10.2022	24.05.2023	100%	0.78	Work Completed		
7	Refurbishment of left bank inspection road of Asan Barrage reservoir.	14.12.2021	2.66	Dec-23								0%		Removed		
8	Procurement of vehicle for GM(Civil)- Dehradun	14.12.2021	0.2	Dec-23								0%		Removed		
9	Development of the area around the Barrage.	14.12.2021	1.77	Dec-24								0%		Removed		
10	Reservoir capacity survey of Asan barrage	14.12.2021	0.1	Dec-23								0%		Removed		
11	Safety audit of Bridges located on the Barrage and Head Regulator	14.12.2021	0.25	Jun-23				0.25	0.25	23.03.2022	20.08.2024	100%	0.10	Work Completed		
12	Arrangement works for the assistance in Safety audit Bridges located on the Barrage and Head Regulator	14.12.2021	0.1	Oct-22	-	26.09.2022	26.09.2022	0.06	0.06	13.10.2022	21.10.2022	100%	0.04	Work Completed		
13	Special strengthening of bridges as per safety audit report	14.12.2021	1	Oct-23								0%		Removed		
14	Consultancy for rehabilitation and other civil works	14.12.2021	0.85	Sep-24								0%		Removed		
15	Digitization of existing drawings into Auto Cad.	14.12.2021	0.06	Jun-23								0%		Removed		
Total Asan(Civil)			20.30	20.30				6.18	4.94				5.54			

Director (Operation)  
UJVN Ltd.  
Dehradun, Maharani Bagh,  
Dehradun

Anil Kumar  
EE



Refurbishing of Asan Barrage (E&M)															
1	Asan Barrage (Pkg-3) Providing and fixing of chequered plates at Hoist Bridges of Barrage gates & HR gates including miscellaneous fabrication works	14.12.2021	0.31	0.31	Apr-23	NIL	11.08.2022	01.10.2022	0.31	0.31	2.01.2023	26.04.2023	100%	0.31	Work completed
2	Asan Barrage (Pkg-4) Protective Coating (Cold galvanized/ Polypony coating) on Barrage & Head Regulator gates at Asan Barrage, Dhalipur	14.12.2021	1.88	1.88	Jun-23	NIL	11.08.2022	24.02.2023	1.29	1.29	28.02.2023	08.06.2023	100%	1.29	Work completed
3	Asan Barrage (Pkg-5) SITC of gate position sensor with display for 9 nos. gates and Integration with existing SCADA system	14.12.2021	0.15	0.15	Aug-23	NIL	27.11.2021	13.04.2022	0.15	0.15	07.05.2022	02.08.2022	100%	0.15	Work completed
4	Asan Barrage (Pkg-6) SITC of Discharge measurement system	14.12.2021	0.3	0.3	Apr-23	NIL	11.08.2022	31.10.2022	0.19	0.19	02.01.2023	11.04.2023	100%	0.19	Work completed
5	Major repair /Refurbishment of Hoisting arrangement of HR gates	14.12.2021	1.38	1.38	Mar-25	18.03.2024	12.04.2024	12.04.2024	-	0.00	-	-	0%	0.00	Dropped down from DRIP-II
6	Major Repair / refurbishment of hoisting arrangement of Spillway gates of Asan Barrage under DRIP 2.	14.12.2021	3.71	3.71	Mar-25	18.03.2024	12.04.2024	12.04.2024	-	0.00	-	-	0%	0.00	Dropped down from DRIP-II
Total Asan(E&M)		TOTAL	7.73	7.73					1.94	1.94				1.94	
			28.03	28.03					8.12	6.88				7.48	

Anil Kumar  
EE


  
Director (Operation)  
UJVNL Ltd.  
"Ujjwal", Maharani Bagh,  
Dehradun

**Quarterly Progress of Investment Approval Accorded to UJVN Ltd.  
Rehabilitating of Virbhadra Barrage (DRP-II) Works**

Sl. No.	Worked Projects	Date of Investment Approval	Estimated cost (Rs Crores)	Cost approved by UJVC (Rs Crores)	Scheduled date of completion	Pre-Bid Issuing Date	Tendering Date	Date & Status of Tender Award Issued/ Bid Opened date	Tendered Cost (Rs Crores)	Bid amount (Rs Crores)	Date of issue of LOI/DA	Date of completion	Physical Progress (in % of total work)	Financial Progress (in % of total cost)	Remarks
1	Capital Investment, Part I														
	(A) Rehabilitating of Virbhadra Barrage														
	(A1) Virbhadra Barrage (Civil Works)														
1	Works Related to Chain Link Fencing along with Right Afflux Band road of Virbhadra Barrage at Khatikesh	30.12.2021	1.67	1.67	14.07.2022	30.07.2021	18.08.2021	30.12.2021	1.67	1.17	15.01.2022	14.07.2022	100%	1.18	Work Completed
2	Renovation work of Barrage, Railing and Other Related Civil Works	30.12.2021	1.08	1.08	14.06.2022	31.07.2021	12.08.2021	28.12.2021	1.08	0.77	15.01.2022	31.03.2022	100%	0.76	Work Completed
3	Protection and Rehabilitation work from Spillway gate to end sill of Gate no 1 to 15	30.12.2021	9.07	9.07	14.06.2022	29.09.2021	18.10.2021	06.01.2022	8.79	5.75	17.01.2022	28.09.2022	100%	8.03	Work Completed
4	Hydrographic Survey of Virbhadra Barrage	30.12.2021	0.19	0.19	-	-	-	-	-	-	-	-	-	-	Remained
5	Construction of Training Centre/Transit Camp Building at Khatikesh	30.12.2021	4.49	4.49	23.09.2024	07.07.2022	23.07.2022	-	4.29	4.08	21.11.2022	15.12.2022	100%	4.08	on going
6	Construction of New Central Room Building at Virbhadra Barrage	30.12.2021	1.84	1.84	-	-	-	-	-	-	-	-	-	-	Remained
7	Construction of Guest House Building Near Police Chowki	30.12.2021	0.87	0.87	-	-	-	-	-	-	-	-	-	-	Remained
8	Construction of Residential Building at Hyde Colony	30.12.2021	2.87	2.87	-	-	-	-	-	-	-	-	-	-	Remained
9	Consultancy work related to Supervision of Design for Structures and Supervision of Civil & Basic Facilities work	30.12.2021	0.28	0.28	-	-	-	-	-	0.08	-	28.05.2022	100%	0.08	Work Completed
10	Procurement of 04 No. Vehicles	30.12.2021	0.80	0.80	-	-	-	-	-	-	-	-	-	-	Remained
11	Construction of Coffor Dampening bund	30.12.2021	1.50	1.50	-	-	-	-	-	-	-	-	-	-	Remained
12	Procurement of Furniture for office/Training Center	30.12.2021	0.48	0.48	-	-	-	-	-	-	-	-	-	-	Remained
	<b>Total Virbhadra (Civil)</b>		<b>28.62</b>	<b>28.62</b>					<b>15.86</b>	<b>11.83</b>				<b>34.11</b>	

  
 Anil Kumar  
 Director (Operation)  
 UJVN Ltd.  
 "Ujjwal", Maharani Bagh,  
 Dehradun

Sl. No.	Work/Project	Date of Invoicing Approval	Estimated cost (Rs. Crores)	Cost approved by UERC (Rs. Crores)	Scheduling date of completion	Pre-Bid Issuing Date	Technical Bid Opening Date	Financial Bid Opening Date	Tendered Cost Bid amount (Rs. Crores)	Date of issue of LOI (DD)	Physical Progress (In % of total work)	Financial Progress (In % of total work)	Remarks
<b>[B] Vibhendra Barrage (E &amp; M WORKS)</b>													
1	Replacement of S.S. plate on track guide of all Barrage gates at Vibhendra Barrage, Pashulok, Rishikesh.	20/12/2021	0.46	0.46	*	*	*	*	*	*	*	*	Renewed
2	Replacement of Sill Beams at Vibhendra Barrage, Pashulok, Rishikesh.	20/12/2021	1.74	1.74	*	*	*	*	*	*	*	*	Renewed
3	Renovation of Barrage Gates and Head Regulator at Vibhendra Barrage, Pashulok, Rishikesh.	20/12/2021	2.70	1.70	*	*	*	*	*	*	*	*	Renewed
4	Supply, Installation, Testing and Commissioning of Package Substation of 33KV/11KV/4.15V CSS at Vibhendra Barrage, Pashulok, Rishikesh.	20/12/2021	0.85	0.85	*	*	*	*	*	*	*	*	Renewed
5	Providing and fitting of Chequered plates at Barrage Gates, HR Gate and Gantry Crane Platform at Barrage Structure of Vibhendra Barrage, Pashulok, Rishikesh.	20/12/2021	1.85	1.85	26.06.2023	10.07.2022	28.07.2022	12.09.2022	1.80	26.11.2022	100%	1.87	Completed
6	Epoxy painting on under sluice gates, other bay gates and Head Regulator gates at Vibhendra Barrage, Rishikesh.	20/12/2021	1.49	1.07	26.11.2024	04.08.2022	11.09.2022	06.10.2022	1.400	16.10.2022	100%	1.42	Completed
7	Repair and Strengthening of Boulder Excluder Tunnel of Under Sluice Gate No.01 at Pashulok Barrage, Rishikesh.	20/12/2021	2.25	1.25	*	*	*	*	*	*	*	*	Renewed
8	Providing and fitting of new Prefabricated Cabin above Hoisting Equipment of Under Sluice Gate NO.01 to 04, Other Bay Gate 05 to 15, Head Regulator Gate No.01 to 05 at Pashulok Barrage, Rishikesh.	20/12/2021	8.58	0.58	26.05.2023	18.07.2022	17.08.2022	12.09.2022	0.40	1.11.2022	100%	0.61	Completed
9	Design, Supply, Installation, Commissioning & Testing of early warning & Public Address system at Vibhendra Barrage, Pashulok, Rishikesh.	20/12/2021	1.62	1.62	31.07.2023	30.07.2022	17.08.2022	07.11.2022	1.48	26.01.2023	100%	1.37	Completed
10	Supply, Installation, Testing & commissioning of fuel fire solid waste disposer at Vibhendra Barrage, Pashulok, Rishikesh.	20/12/2021	8.53	0.53	*	*	*	*	*	*	*	*	Renewed
11	Replacement of damaged Wire Rope Pulleys of Under Sluice Gates, Other Bay Gates and HR Gates at Vibhendra Barrage, Rishikesh.	20/12/2021	1.00	1.00	*	*	*	*	*	*	*	*	Renewed
<b>Total Vibhendra (E&amp;M)</b>			17.61	18.68					6.37	9.22		5.18	
<b>TOTAL</b>			43.62	45.24					31.49	17.05		18.29	

  
 Director (Operation)  
 UJVN Ltd.  
 "Ujjwal", Maharani Bagh,  
 Dehradun

Amit Sharma  
 EG

**Quarterly Progress of Investment Approval Accorded to UJVN Ltd**  
**Refurbishing of Joshiyara Barrage (DRIP-II Works)**

REFURBISHING OF JOSHIYARA BARRAGE (DRIP-II) WORKS																
Sl. No.	Material/Project	Material Part	Date of Investment Approval	Estimated cost (Rs. Crores)	cost approved by UJRC (Rs. Crores)	Scheduled date of completion	Pre-Bid Meeting Date	Technical Bid opening Date	Date & Status of Tender Award		Date of issue of LOA/DOA	Date of completion	Physical Progress (in % of total work)	Financial Progress (Rs. Crores)	Remarks	
									Financial Bid Opening date	Tendered Cost (Rs. Crores)						
Refurbishing of Joshiyara Barrage (DRIP-II)																
1	Construction of cut-off drain/seepage drain and curtain/abutment in overburden to prevent leakage of water from right bank of Joshiyara Barrage reservoir area of Maneri Bhail Stage - II HEP in Distt. Uttarakashi(Uttarakhand) under DRIP, Phase-II.		12.10.2021	15.07	13.54	27.03.2023	27.02.2021	23.03.2021	16.04.2021	15.07	13.53	16.10.2021	17.03.2023	100%	25.73	Work is Complete. Due to increase in scope of work and requirement of grouting, the completion cost was revised to Rs. 25.73 Cr.
2	Construction of Energy dissipation Arrangements (EDA) and appurtenant works at downstream of Joshiyara Barrage of MB-I HEP Joshiyara Uttarakshi under DRIP Phase-II		12.10.2021	39.03	30.00	31.01.2023	26.09.2022	03.11.2022	24.11.2022	39.03	41.35	24.12.2022	Under Progress	77%	34.58	The work is under progress.
3	Consultancy services related to design and drawing for construction of Energy Dissipating Arrangement EDA and appurtenant works at downstream of Joshiyara Barrage of Maneri Bhail HEP Stage II in Distt. Uttarakshi Uttarakhand		12.10.2021	0.34	0.15	30.04.2024	11.09.2020	08.10.2020	14.12.2020	0.34	0.18	11.03.2021	Under Progress	73%	0.14	Design and drawing work is in progress.
4	Model study for existing & proposed Energy Dissipation Arrangements at d/s of Joshiyara Barrage.		12.10.2021	0.71	0.75	31.03.2024	-	-	-	0.71	0.71	13.02.2023	Under Progress	100%	0.71	Model study and its optimisation is completed. Report of optimized model study is submitted by IRI and the same has been sent to CPMTU for vetting.
Total Joshiyara (civill)				55.15	44.54					55.15	55.77				61.36	

  
 Director (Operation)  
 UJVN Ltd.  
 "Ujjiwal", Maharani Bagh,  
 Dehradun

  
 Amit Kumar



**Quarterly Progress of Investment Approval Accorded to UJVN Ltd.  
Refurbishing of Joshivara Barrage (DRP-II Works)**

Sl. No.	Worked Projects Main Item	Date of Investment Approval	Estimated cost (Rs. Crores)	Cost approved by UPSC (Rs. Crores)	Scheduled date of completion	Final Meeting Date	Date & Status of "under award"		Date of issue of LO/ADA	Physical Progress (in % of total work)	Financial Progress (in % of total Cost)	Remarks
							Technical Bid opening Date	Financial Bid opened date				
1	Joshivara Barrage (E & M works)  Design, Manufacturing, Supply, Installation, Testing & Commissioning of Trash rack panels and one no. hydraulically Operated Movable Trash Rack Cleaning Machine (TRCM) to safely handle rate capacity of 2.0 Tonne as well as log grapple capacity of 2.0 Tonne including dismantling of existing Trashrack and TRCM at Joshivara Barrage, Uttarakashi, Uttarakhand, India	12.10.2021	13.06	7.41	15-08-2024	19.12.2022	13.02.2023	24.02.2023	12.86	12.86	12.86	TRCM is installed and running. (Final amount of 12.86 Crores includes the retention amount for AMC for two years)
2	Alignment of the guides of the stop log (Repair/Replacement of damaged guide tracks of OS New stop log gates.	12.10.2021	0.41	0.41								Removed
3	Replacement of 01 no. damaged stop log unit.	12.10.2021	0.53	0.53								Removed
4	Replacement of damaged bottom seal and side seal of OS no. radial gate.	12.10.2021	0.41	0.41								Removed
Total (Joshivara E&M)			14.41	8.76							12.86	
Grand Total (CIVIL+E&M)			69.56	53.30							68.63	74.02

  
Director (Operation)  
UJVN Ltd.  
"Ujjwal", Maharani Bagh,  
Dehradun

  
Anil Kumar  
EE

**Quarterly Progress of Investment Approval Accorded to UJVN Ltd  
Refurbishing of Maneri Dam (DRP-II Works)**

Sl No.		Works/ Projects	Date of investment Approval	Estimated cost (Rs Crores)	cost approved by UJEC (Rs Crore)	Scheduled date of completion	Date & Status of Tender Award				Date of completion	Physical Progress (in % of total works)	Financial Progress (Rs Crores)	Remarks	
		Maneri Dam					Pre-Bid Meeting Date	Technical Bid opening Date	Financial Bid Opening date	Tendered Cost (Rs Crores)	Bid amount (Rs Crore)				
Refurbishing of Maneri Dam(Civil)															
		Construction of Energy Dissipating Arrangements (EDA) and appurtenant works at downstream of Maneri Dam of Maneri Bhal Stage-3rd HEP, Maneri, in Dist. Uttarakshi under CRIP phase-II	12.10.2021	81.53	81.53	20-10-2024	26-02-2021	24-03-2021	29-05-2021	81.53	83.82	26-09-2021	Under Progress	22.25	Work is under progress.
		Construction of protection wall at upstream of Maneri Dam in the vicinity of Model Inn. College right bank of reservoir to prevent erosion causing flood of Maneri Bhal Stage-1 HEP at Maneri, Uttarakshi. Under DRIP phase-II	12.10.2021	8.60	7.50	05-06-2023	23-04-2021	10-06-2021	14-07-2021	8.50	8.47	02-12-2021	11.06.2023	15.59	Work is completed. Due to increase in length and height of protection wall as per actual site condition, the final cost was revised to Rs 15.59 Cr.
	3	Consultancy Works related to review of dam design & its appurtenant structures	12.10.2021												
	3(i)	Consultancy Service related to design and drawing for the construction of Energy Dissipation Arrangement(EDA)and appurtenant works at downstream of Maneri Dam spillway of MS-1 HEP	12.10.2021	0.18		31-03-2021	21-06-2020	18-09-2020	21-09-2020	0.18	0.11	29-09-2020	31.08.2024	0.19	Work is Completed. Spillover amount of DRP-I against this work is Rs. 0.13 Cr.  Final completion cost of work is Rs. 0.19 Cr.
	3(ii)	Optimization study for spillway and energy dissipators of Maneri Dam in existing physical hydraulic model at Research station III, Bhadrawast, Roorkee.	12.10.2021	0.20	1.00	09-01-2022				0.20	0.20	27.02.2022	31.10.2023	0.23	Model study has been completed with revised cost of 0.25 Cr. Additional study was done as per direction of CHAU beyond original order/agreement value. Work Completed on 31.10.23.

  
 Director (Operation)  
 UJVN Ltd.  
 "Ujjval", Maharani Bagh,  
 Dehradun  
 Anil Kumar  
 GC


**Quarterly Progress of Investment Approval Accorded to UJVN Ltd  
Refurbishing of Maneri Dam (DRP-II Works)**

Sl No.	Works/ Projects	Date of Investment Approval	Estimated cost (Rs Crores)	cost approved by UJEC (Rs Crore)	Scheduled date of completion	Date & Status of Tender Award				Date of completion	Physical Progress (in % of total works)	Financial Progress (in % Crores)	Remarks
						Pre-bid Meeting Date	Technical Bid opening Date	Financial Bid Opening Date	Bid amount (Rs Crores)				
	Consultancy Services Regarding Mtr Design of M20 & M25 grade concrete, third party Quality Inspection & Quality Assurance for the work of Construction of EDA (filling Basin) in downstream of Maneri Dam.	12.10.2021	0.78		30-10-2024				0.78	01-11-2023	Under Progress	0.06	work is under progress
	<b>Total (Maneri/Civil)</b>		<b>71.31</b>	<b>70.05</b>					<b>71.31</b>			<b>39.34</b>	
	<b>EBM Works Maneri</b>												
1	Supply Installation Testing & Commissioning of one Number of 250 KVA 415V DG set at Maneri Dam, UJVNL, Uttarakashi	12.10.2021	0.377	0.377	17-Aug-22	N/A	04-Dec-21	13-Dec-21	0.31	31-Dec-21	27.04.2022	0.31	Completed
2	Supply and Replacement of Steel Wire Rope with socket and pin etc for three numbers of Radial gates of Maneri Dam	12.10.2021	0.367	0.367	31-Dec-22	N/A	04-Mar-22	22-Apr-22	0.60	05-May-22	30.12.2022	0.60	Completed
3	Design, Fabrication, Supply, Erection and Commissioning Of Trash Racks at Maneri Dam in Dist-Uttarakshi (Uttarakhand)	12.10.2021	1.10	1.10	31-Dec-22	N/A	04-Mar-22	28-Apr-22	1.30	05-May-22	01.01.2023	1.30	Completed
4	Procurement of a suitable vehicle for public arrangement and other purpose for Maneri Dam	12.10.2021	0.09	0.09	31.03.2023	N/A	N/A	N/A	0.00			0.00	removed
	<b>Total (Maneri/EBM)</b>		<b>2.23</b>	<b>2.23</b>					<b>2.21</b>			<b>2.21</b>	
	<b>Grand Total (Civil+EBM)</b>		<b>73.54</b>	<b>72.28</b>					<b>73.52</b>			<b>41.55</b>	

Director (Operation)  
UJVN Ltd.  
Ujjwal, Maharani Bagh,  
Dehradun


*Anil Sharma*  
E-G

## Progress Report of RMU Projects

Progress Report of RMU Projects														
S. No.	Unit	Schedule of RMU		Physical Progress October- 2025 (In %)		Financial Progress October- 2025 (in Crores)		Physical Progress Nov- 2025 (in %)		Financial Progress Nov- 2025 (in Crores)		Overall Achievement (up to October-25)		Remarks
		Date of Start	Completion Date	Target	Achieve ment	Target	Achieve ment	Target	Achieve ment	Target	Physical (in %)	Financial (in Cr.)		
1	Dhakrani RMU (3x11.25 MW)	DPR Cost : 137.31 Cr. (including IDC) Revised Value of Contract : Rs. 117.04 Crore ± PVC(20%)												
	M/c No. 1	16.02.2024	01.03.2025											<ul style="list-style-type: none"><li>Agreement Inted on 05.07.2021 with M/s Flovel Energy Pvt. Ltd. for Rs. 90.73 Cr for RMU works of Dhakrani HEP. The revised contract value including GST after additional orders is Rs. 117.04 Cr.(PVC ± 20% as per agreement)</li><li>Reverse Engineering completed.</li><li>Model Test completed.</li><li>Major design activities completed.</li><li>RMU of Machine No.1 completed on 01.03.2025 &amp; CoD of Unit- A is 07.03.2025</li><li>RMU of Machine No.2 completed on 21.09.2025 &amp; COD of Unit -B is 26.09.2025.</li><li>Major Supplies of 3<sup>rd</sup> Machine have been received.</li><li>Unit C was handed over for RMU 30.10.2025.</li></ul>
	M/c No.2	16.03.2025	21.09.2025	2.0%	6.0%	5.18	5.18	2%	16.80	80%	96.15			
	M/c No. 3	30.10.2025	31.05.2026											
<div style="text-align: center;"> Director (Operation) UJVNL Ltd. "Ujjwal", Maharani Bagh, Dehradun</div>														
<ul style="list-style-type: none"><li>Overall completion of the RMU Works of Machines : 31.05.2026</li><li>Overall Completion schedule of all works : 31.05.2026</li></ul>														




## Progress Report of RMU Projects

Progress Report of RMU Projects													
S. No.	Unit	Schedule of RMU		Physical Progress October-2025 (in %)		Financial Progress October-2025 (in Crores)		Physical Progress Nov-2025 (in %)		Financial Progress Nov-2025 (in Crores)		Overall Achievement (up to October-25)	Remarks
		Date of Start	Completion Date	Target	Achievement	Target	Achievement	Target	Achievement	Physical (In %)	Financial (in Cr.)		
2	Chilla RMU (4x36 MW)												
	DPR Cost: 459.98 Cr. (Including IDC) Value of Contract: Rs. 212 Crore ± PVC (25%)												
	M/c No.1	07.11.2024	15.07.2026										<ul style="list-style-type: none"><li>• LOI issued to M/s BHEL on 30.10.2019.</li><li>• Contract Agreement with M/s BHEL for RMU works of Chilla HEP has been signed on 22.01.2020.</li><li>• Reverse Engineering completed.</li><li>• Turbine Model test completed.</li><li>• Machine No. 4 has been taken by M/s BHEL for RMU works on 07.11.2024.</li><li>• Stator winding works and installation of governing equipment like HMC(Hydro Mechanic Cabinet) PP set, Nitrogen bottle bank, installation of static excitation system, Rotor pole mounting etc has been completed.</li><li>• Installation of Runner Chamber, Lower &amp; Upper DT Cone, Dismantling of stator foundation and re-concreting works, Rotor pole mounting, Runner assembly, Laying of pipe line for firefighting, Erection works of 47.67 MVA Generator Transformer &amp; 5 MVA Station Transformer, Laying of Cooling water pipeline and installation of motor control panels (MCP), Pole to pole connection of Rotor and installation of DG Set etc are in progress.</li></ul>
	M/c No.2	16.07.2026	15.05.2027										
	M/c No.3	17.05.2027	15.03.2028	2.0%	1.0%	Nil	0.80	2.0%	Nil		37.0	71.21	
M/c No.4	17.07.2027	15.05.2028											
<div style="text-align: right;"> Director (Operation) UJVNL Ltd. "Ujjwal", Maharani Bagh, Dehradun</div>													
<ul style="list-style-type: none"><li>• Overall completion of the RMU Works of Machines : 15.05.2028</li><li>• Overall Completion schedule of all works : 15.05.2028</li></ul>													

## Progress Report of RMU Projects

Progress Report on RMU Projects														Remarks	
S. No.	Unit	Schedule of RMU		Physical Progress October- 2025 (In %)		Financial Progress October- 2025 (In Crores)		Physical Progress Nov- 2025 (in %)		Financial Progress Nov- 2025 (in Crores)		Overall Achievement (up to October-25)			
		Date of Start	Completion Date	Target	Achievement	Target	Achievement	Target	Achievement	Target	Achievement	Physical (In %)	Financial (In Cr.)		
3	Dhalipur RMU (3x17 MW)			DPR Cost: 152.65 Cr. (including IDC) Revised Value of Contract : Rs. 116.08 Crore ± PVC(20%)											
	M/c No. 2	11.02.2019	02.06.2021												• RMU of Machine No. 2 completed on 02.06.2021 with CoD of machine on 07.06.2021. • RMU of Machine No.1 completed on 12.10.2022 with CoD of machine on 26.10.2022. • RMU of Machine No. 3 completed on 07.10.2023 with CoD of machine on 10.10.2023 • All supply & works have been completed on 30.09.2025
	M/c No. 1	07.12.2021	12.10.2022							1.38	100%	130.76			
	M/c No. 3	07.12.2022	07.10.2023												
• Overall completion of the RMU Works of Machines : 07.10.2023 • Overall Completion schedule of all activities : 30.09.2025															

  
 Director (Operation)  
 UJVNLtd.  
 "Jyoti", Maharani Bagh,  
 Dehradun

  
 (K.K.Jaiswal)  
 General Manager (RMU)  
 UJVNLtd.  
 Ganga Bhawan, Yamuna Colony  
 Dehradun (Uttarakhand)

## Status of Investment Approval accorded by UERC to UJVNL Ltd. For Chibro Power stations on dated- 21.11.2025

S.No.	Works/Project	Date of Investment Approval	Estimated Cost (Rs. Crore)	Scheduled date completion	Date & Status of tender Award				Physical Progress (in % of total works)	Financial Progress (in Rs. Crores)	Scheduled date completion as per DPA/ Investment Approval petition	Expected date of completion	Remarks
					Pre-Bid Meeting date	Technical Bid opening date	Financial Bid opening date	Tendered cost/bid Amount (Rs. Crores)					
1	Supply, installation, Testing and Commissioning of 220KV XLPE armored Power cable with all accessories including dismantling of the existing 220KV oil Filled Cable at 4X60 MW Chibro Power House.	05.09.2023	Rs. 13.04 Cr + GSTN extra	One year from the date of LOI	20.11.2023	14.12.2023	31.01.2024	Rs. 18.72 Cr. + GST EXTRA	LOI issued on 20.02.2024	100%	March, 2024	March, 2025	100% work completed in March, 2025 Additional Variation for Rs. 3.98 Crore Plus GST Approved by BOD on 01.10.2025, Work is under process. Expected date of completion of Additional Variation is 31.12.2025
2	Supply, installation, Testing and Commissioning of (SITC) Generator Transformer (75MVA, 11/220KV) with all accessories including dismantling of the existing transformer at 4X60 MW Chibro Power House.	31.10.2023	Rs. 19.46 Cr. + GST extra.	One year from the date of LOI	21.08.2023	09.10.2023	27.11.2023	Nil	Nil	Nil	One Year after issue of LOI	-	Tender evaluation under Process

Director (Operation)  
UJVNL Ltd.  
Ujjwal, Maharani Bagh,  
Deliradun

ADARSH NAUTIVAI  
Dy. General Manager  
UJVNL Ltd., MRC, Dakpathar

Present status of investment approval works of Maneri Dam  
as on 21.11.2025

S.no.	Name of work	Amount (in lakh) with GST	Present status	Remark
1.	Repairing of sill beam & replacement of bottom rubber seal with epoxy painting of all four nos. spillway radial gates of Maneri Dam, Maneri Uttarkashi	111.66	work under execution and about 80% work completed	—
2.	SITC of 16 m High Mast at Maneri Dam	14.97	Work completed	Bill submitted in SAP for payment, payment is under process
3.	SITC of 1.5 HP submersible pump and detachable canopy for rope drum hoist mechanism at Maneri Dam	5.64	Work completed	Bill submitted in SAP for payment, payment is under process
4.	SITC of Electro-hydraulic Thruster brakes assembly and their spares for various gates of Maneri Dam	9.59	Work completed	Bill submitted in SAP for payment, payment is under process
5.	SITC of flow meter for discharge measurement at HRT of Maneri Dam, Maneri, Uttarkashi	28.91	Work completed	Bill submitted in SAP for payment, payment is under process
6.	SITC of compressor with air receiver tank at Maneri dam	69.47	Work under execution & about 70% work completed, plant shut down is required for execution of remaining work.	Partial Bill of Amount of Rs. 44.42 lakh submitted in SAP for payment, payment is under process
<b>Total</b>		<b>240.27</b>		

**DRIP-II Work**

All DRIP-II work has been completed already

  
Director (Operation)  
UJVN Ltd.  
"Ujjwal", Maharani Bagh,  
Dehradun

  
Executive Engineer (E&M)  
Maneri Dam, Maneri  
UJVN Ltd., Uttarkashi



As on dated- 21/11/2025.

Name of the Plant -Ramganga Power Station, Kalagarh.

Sl No.	Description	Amount (In Lac)	Physical Progress	Financial Progress
1	Design, Engineering, Manufacturing, Supply, Installation, Testing & commissioning of Stator Core, Winding & Rc-insulation of Rotor Poles with Class F insulation of Unit # 1 at Ramganga Power Station, Kalagarh.	927	Nil	Nil

Note- Tender under Process.

  
 Director (Operation)  
 UJVN Ltd.  
 "Ujjwal", Maharani Bagh,  
 Dehradun


  
 Executive Engineer (Generation)  
 Ramganga Power Station, Kalagarh

Executive Engineer (Generation)  
 Ramganga Power Station  
 UJVN Limited, Kalagarh  
 PIN Code-246142

  
 Director (Operation)  
 UJVN Ltd.

Under execution and expected completion of works for RMU/DRIP-II and other works		
1	Name of work	Supply of 20 MVA, 132/11 Kv Generator Transformer at Dhalipur Power House
2	Contract Value	Rs. 5,82,46,250/- plus GST extra
3	UERC Approval	12 April 2023
4	Scheduled DOC	15 July 2024
5	Physical Progress	100%
6	Financial Progress	100%
7	Remark	All the works have been completed

  
DGM

  
Dhalipur (me)

  
Director (Operation)  
UJVNL Ltd.  
"Ujjwal", Moharani Bagh,  
Dehradun