

Directorate of Treasuries, Pension & Entitlements Document

Document Version 1.0.1 | 10-APRIL-2026

Copyright Notice

©Capricorn Identity Services Pvt. Ltd. All rights reserved. The content in this document is intended solely for the purposes outlined within it. It has been prepared for use by qualified and trained professionals. Users assume full responsibility for their application.

This document, along with the product it describes, is protected under applicable copyright laws. Unauthorized use, reproduction, or distribution is strictly prohibited.

Disclaimer

The information provided in this document regarding the suitability, capacity, or performance of any hardware or software products is for general guidance only and should not be considered legally binding. Final specifications and commitments are subject to the terms defined in the formal agreement between Capricorn Identity Services Pvt. Ltd. and the customer.

All reasonable efforts have been made to ensure that the content is accurate and free from significant errors or omissions. However, in case of any discrepancies or if additional clarification is required, further assistance will be provided upon request.

Published by

Capricorn Identity Services Pvt. Ltd.

www.certificate.digital | support@capricornid.com | 011-614-00-000

DSC Registration With Browser Signing Solution

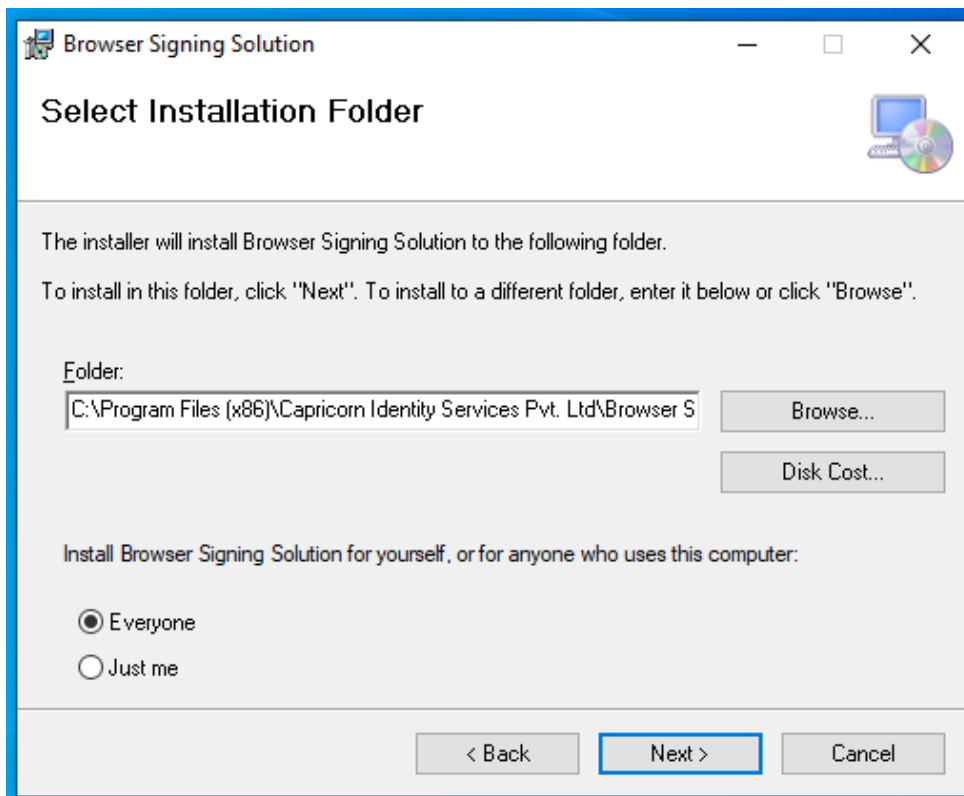
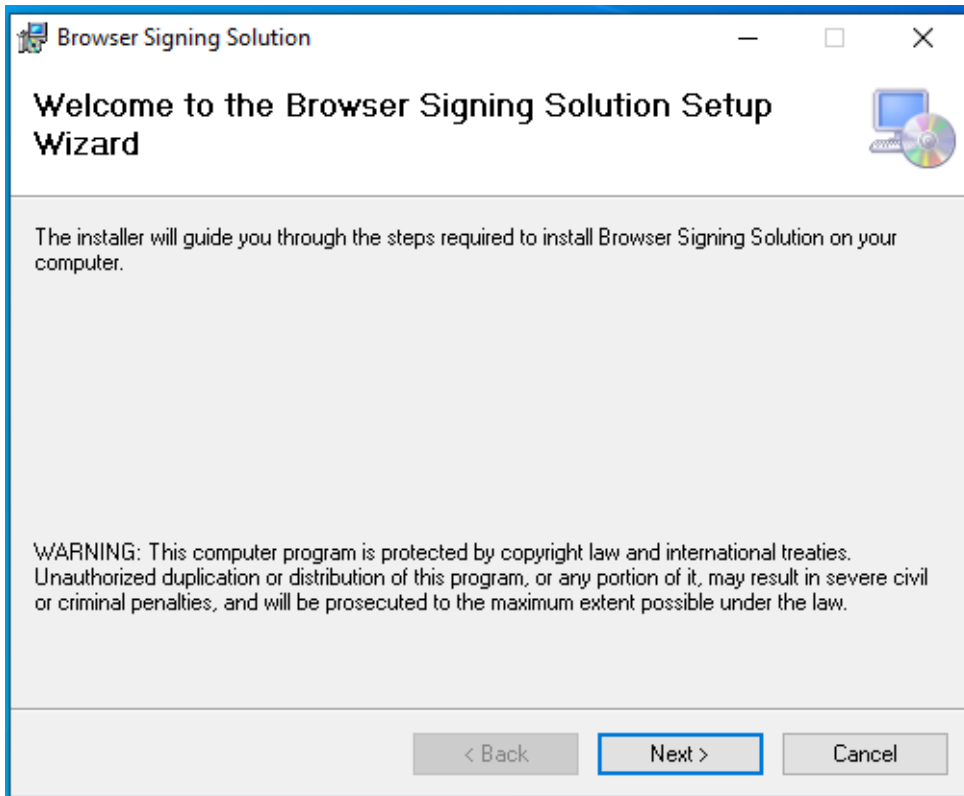
Step 1: Download the PKI.Network Setup from the following link –
<https://www.pki.network/download/?app=pki-signing-solution>



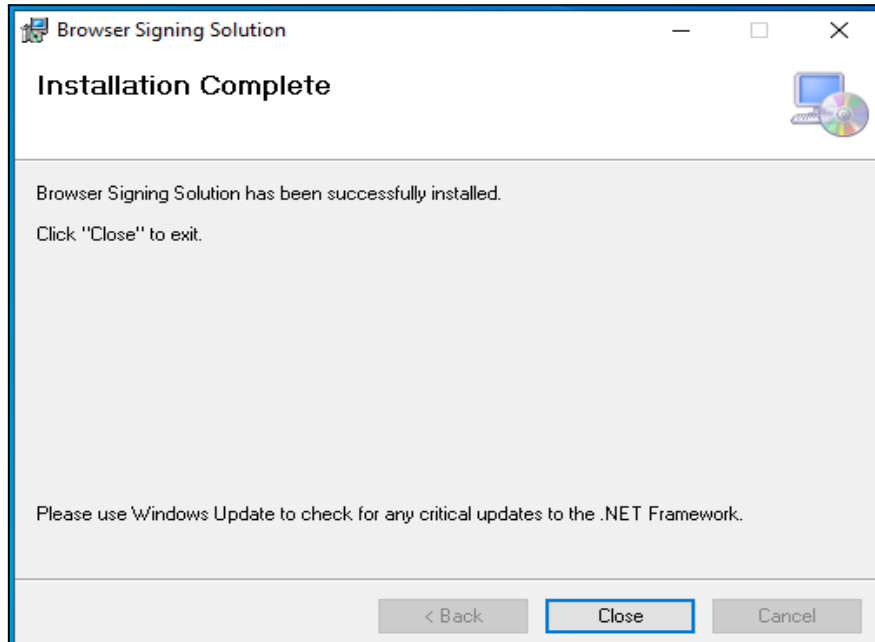
The screenshot shows the PKI Network website's 'Downloads' page. The header includes the PKI Network logo and navigation links: Home, Our Solution, Browser Signing Solution, Use Case, Encryption Repository, Industries, and Contact Us. A 'Buy Now' button is visible in the top right. The main heading is 'Downloads'. Below it, the section is titled 'Download Browser Signing Solutions'. The text describes the importance of security and the benefits of the PKI signing solution. A 'Download Now' button is located at the bottom left of the content area. To the right, there is a 3D graphic of server stacks on a circuit board with labels like 'RESEARCH', 'DATA', 'EVIDENCE', and 'KNOWLEDGE'.

Step 2: Double-click on setup ([BrowserSigningSolution.msi](#)) and follow the further commands by clicking on **“Next”** for installation.

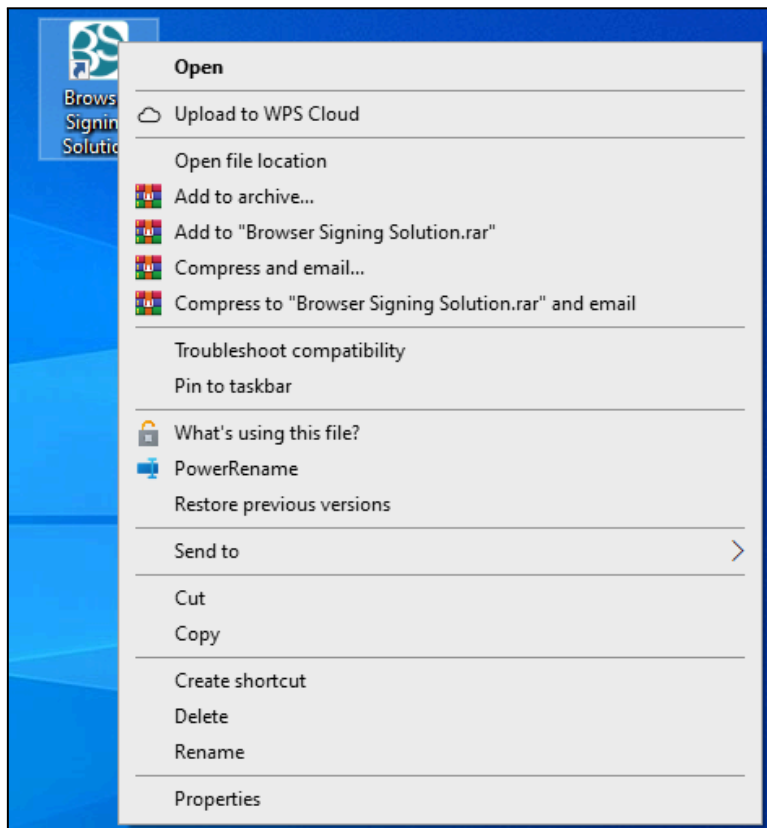




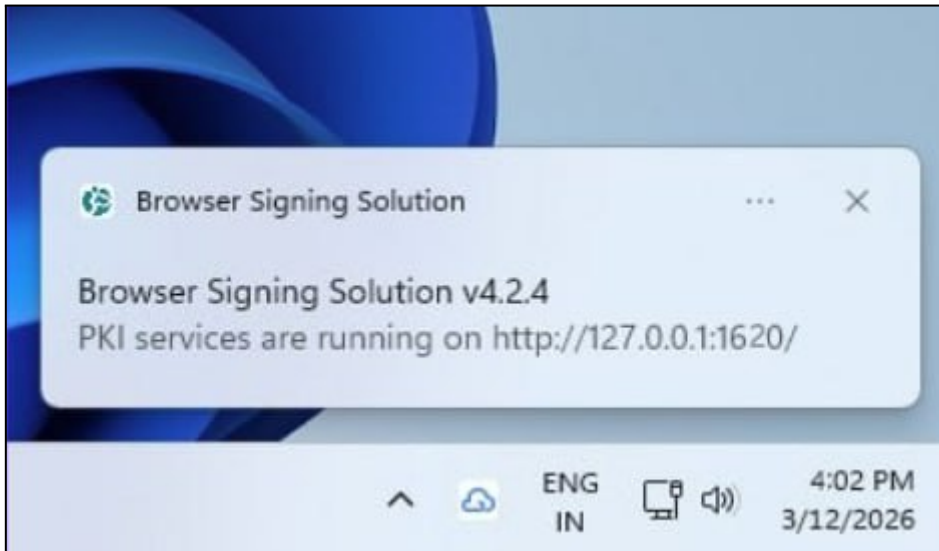
Step 3: Click on **“Close”** and go to the desktop. The Browser Signing Solution application shortcut has been created on the desktop screen.



Step 4: Right-click on the **“Browser Signing Solution”** Shortcut and click on **“Open”** to run the application.



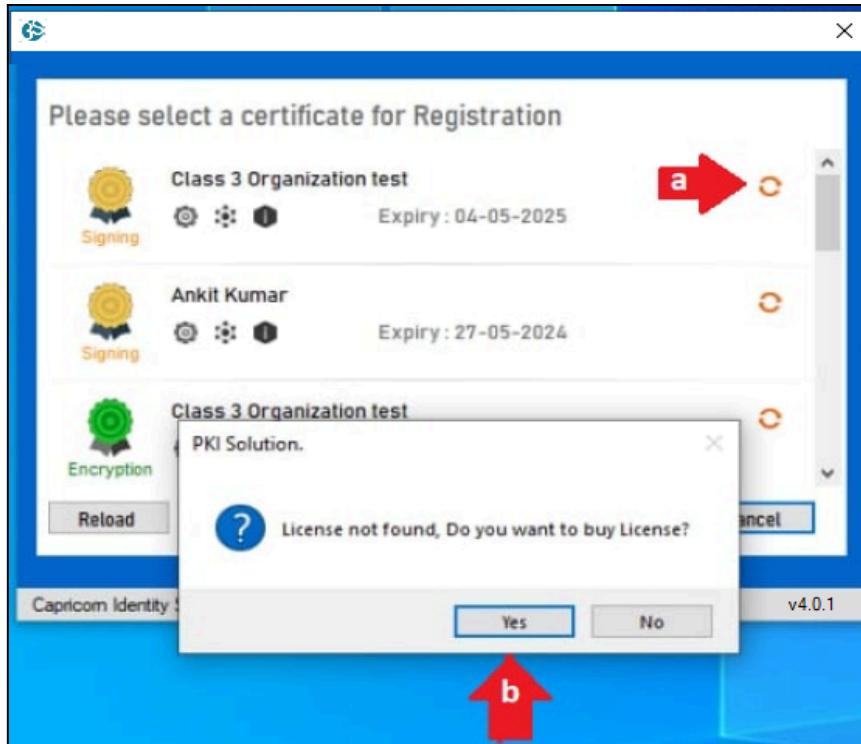
Step 5: A notification will pop up on the screen as shown below. Please note that the PKI Solution runs on a default port number 1620, and its icon will be shown in the taskbar.



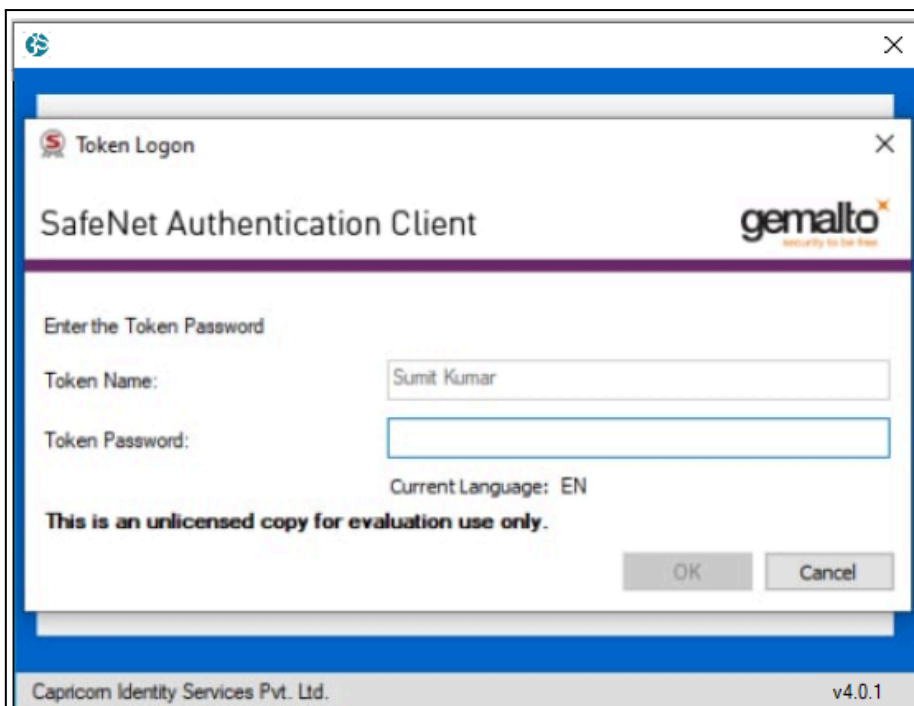
Step 6: Click on the “^” on the taskbar, then right click on the “**Browser Signing Solution**” logo and click on “**Registration**”. Now you can find all the available certificates in another tab.



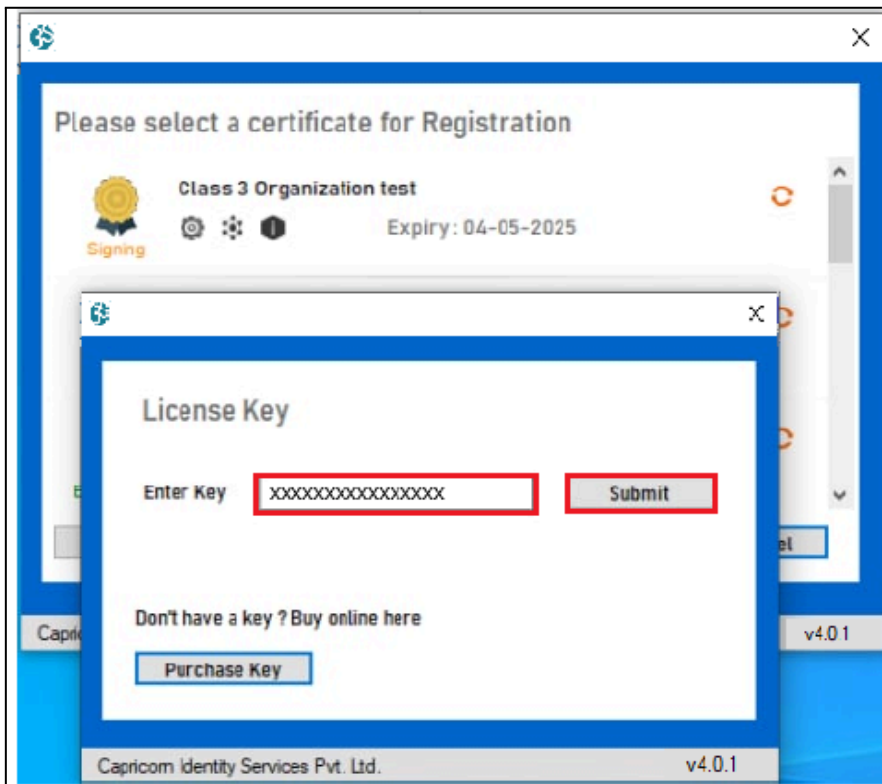
Step 7: Click on the sync option, after which the following pop-up will appear on the screen – ‘Licence not found, Do you want to buy Licence?’ Click “Yes” to register your DSC with a licence key.



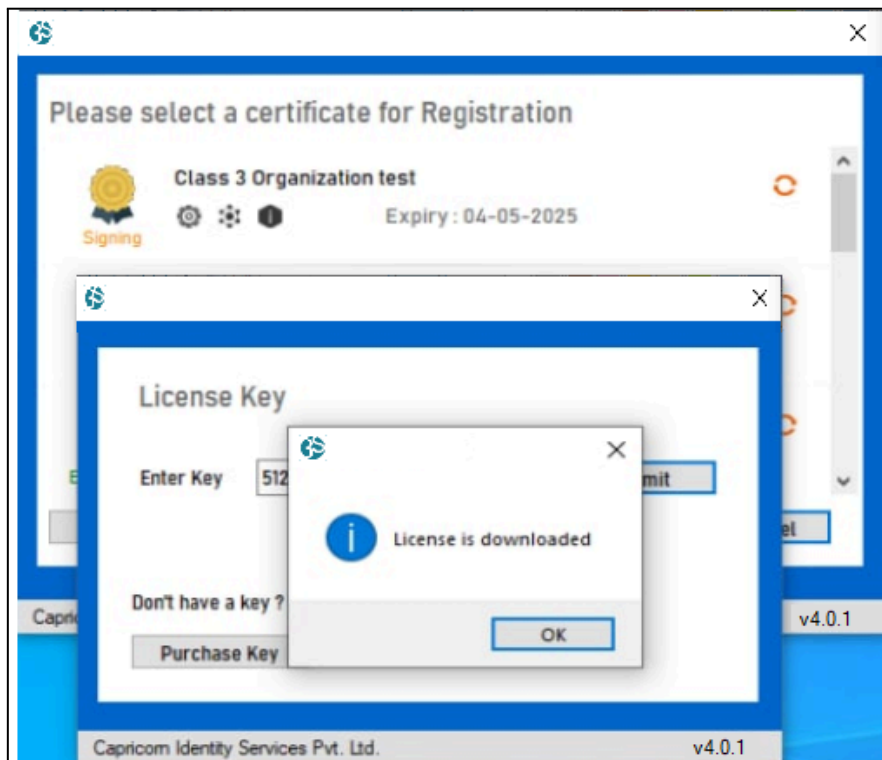
Step 8: Enter your token password.



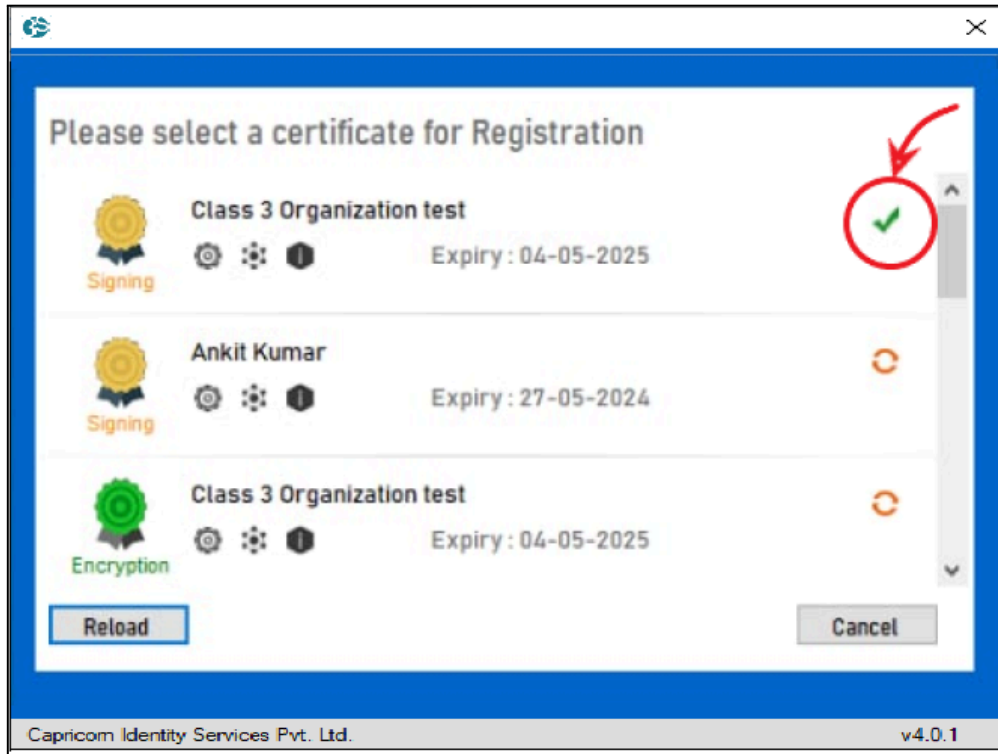
Step 9: Enter your License key (XXXX-XXXX-XXXX-XXXX) and press “Submit”.



Step 10: A pop-up saying ‘License is downloaded’ will appear on the screen.



Step 11: Click on the “**Reload**” tab to save your License. A green mark denotes a successfully saved license will appear as shown below.



Need a New or Renewed DSC?

If your Digital Signature Certificate (DSC) has expired or is not available, you can easily purchase or renew it using the link below:

<https://secure.certificate.digital/web/dsc/referral/?bp=mJtzUIndXPg=&s=IPIndia>

Simply click the link and follow the steps to complete your purchase and continue the registration process without interruption.

Support:

Capricorn Identity Services Pvt. Ltd. is committed to ensuring a smooth and hassle-free experience for its users. For any assistance or support, users can reach out through the official support channels.

You may write to our support team at support@capricornid.com, and a dedicated expert will respond promptly to your query. For additional assistance, you may also contact us at 011-614-00-000.